



# FAM

## EVOLUTION

Luglio 2024

**FINECO** | ASSET  
MANAGEMENT

# Diversificazione e controllo del **rischio-rendimento** in un'unica soluzione

**FINECO**

ASSET  
MANAGEMENT

# Index



Luglio 2024

## FAM EVOLUTION

---

01.	FAM Evolution	04
02.	Attività svolte dal team di gestione	82
03.	Performance	87
04.	Appendice I Performance ad un anno	153
05.	Appendice II Processo d'investimento	207



# FAM Evolution

01

# FAM Evolution

Diversificazione e gestione attività

FAM Evolution nasce dall'esigenza di fornire un servizio di Asset Allocation semplice e personalizzata.

Abbiamo concepito nove tipologie di prodotti nei **comparti Azionari, Multi-Asset e Alternative.**

La filosofia d'investimento abbraccia un approccio moderno, con l'utilizzo di:



In questo modo, FAM riesce a strutturare il portafoglio con tre importanti caratteristiche:

- **Contenere i costi di portafoglio;**
- **Catturare la maggior parte della performance positiva di mercato;**
- **Perdere relativamente meno nelle fasi di correzione.**

Il risultato è lo sviluppo di due tipologie di fondi:



# FAM Evolution

Una soluzione, molteplici opportunità

## NOTE:

Gli investitori non dovranno sostenere costi di conversione per il passaggio tra diversi prodotti FAM Evolution ICAV. Le commissioni di intermediazione sono escluse.

Il portafoglio non è soggetto ad obblighi fiscali al momento dell'acquisto o della vendita di fondi.

Gli investitori potrebbero essere soggetti ad obblighi fiscali quando effettuano operazioni sui loro investimenti. Si consiglia a tutti i clienti di richiedere una consulenza fiscale in merito ai loro investimenti.



## ASSET ALLOCATION STRATEGICA

Offerta di gestione di Portafoglio diversificato e non su un singolo prodotto che elimina il rischio di esporsi ad un singolo gestore.



## NESSUN EVENTO FISCALE

Nessun evento fiscale generato dal ribilanciamento dei portafogli.



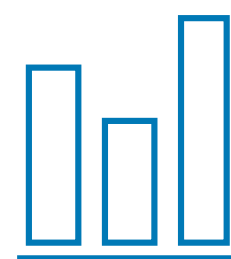
## COSTI ZERO

Nessun costo di transazione.



## MONITORAGGIO COSTANTE

Portafogli costantemente monitorati e ribilanciati in real-time.



## COSTI DI GESTIONE MINIMI

Costi di Gestione tra i più bassi sul mercato dei fondi.



## TRASPARENZA MASSIMA

Massimi livelli di trasparenza e informazioni sempre disponibili sulla gestione, le strategie sottostanti e i razionali d'investimento.

# Fondi a Profilo

## Caratteristiche

I Fondi a Profilo sono basati su un processo di Allocazione Strategica e Selezione Fondi.

1/2

FAM utilizza un modello di Asset Allocation sviluppato internamente per definire le allocazioni per ciascuna asset class che presenta delle somiglianze con quella già utilizzata per i portafogli Advice by Fineco Bank.

**Il modello utilizza una serie di inputs e parametri per definire l'Asset Allocation Strategica e il livello di Sharpe Ratio** che si vuole raggiungere.

Una volta che i parametri sono stati determinati, un ottimizzatore elabora i portafogli ottimi che giacciono sulla frontiera efficiente.

Questo implica che vengono **individuati i portafogli ideali per il determinato livello di rischio** che si vuole raggiungere.



Fondi a Profilo

# Fondi a Profilo

## Asset Allocation

Il modello alloca capitale su quattro classi di attivo: Absolute Return, Equity, Fixed Income e Liquidity.

2/2



Ciascuna classe di attivo viene a sua volta **suddivisa in diverse categorie in modo da raggiungere la granularità desiderata.**

Ad esempio, la componente azionaria include Mercati Emergenti, Europa, US e Asia Pacific. In una seconda fase, aggiungeremo anche I principali fattori quali Growth, Value, Quality, ecc...

**I portafogli sono suddivisi per livelli di volatilità massima.** La conseguenza è che i portafogli a volatilità più alta avranno una maggiore esposizione a classi di attivo più volatili, come Azioni e Commodities.

FASE 1  
Suddivisione classe di attivo



FASE 2  
Aggiunta principali fattori





# Composizione dei portafogli

Fondi a Profilo > Composizione dei portafogli

## BREAKDOWN PER ASSET CLASS\*

Asset Class	FAM Advisory 3	FAM Advisory 4	FAM Advisory 5	FAM Advisory 6	FAM Advisory 7	FAM Advisory 9
Fixed Income	60.73%	67.87%	70.09%	60.29%	39.98%	
Equity	14.81%	19.77%	29.80%	39.61%	59.84%	99.65%
Liquidity	24.46%	12.36%	0.11%	0.10%	0.18%	0.35%
<b>Total</b>	<b>100.00%</b>	<b>100.00%</b>	<b>100.00%</b>	<b>100.00%</b>	<b>100.00%</b>	<b>100.00%</b>

## BREAKDOWN SUB ASSET CLASS\*

Sub Asset Class	FAM Advisory 3	FAM Advisory 4	FAM Advisory 5	FAM Advisory 6	FAM Advisory 7	FAM Advisory 9
Liquidity	24.10%	12.09%				
Fixed Income: US HY	2.03%	3.06%	3.05%	4.09%	4.13%	
Fixed Income: US Corp	2.02%	2.03%	2.02%	2.04%	2.06%	
Fixed Income: Euro Inflation Linked	2.02%	3.02%	3.04%	4.05%	4.09%	
Fixed Income: Euro HY	1.01%	1.52%	1.52%	2.03%	2.04%	
Fixed Income: Euro Corp Short Term	9.06%	4.55%				
Fixed Income: Euro Corp	7.58%	10.11%	10.13%	12.28%	12.26%	
Fixed Income: Euro Agg Short Term	6.05%	2.51%				
Fixed Income: Euro Agg	30.96%	41.07%	50.34%	35.80%	15.41%	
Equity: Pacific	0.37%	0.48%	0.72%	0.97%	1.47%	2.43%
Equity: North America	9.85%	13.16%	19.87%	26.34%	39.83%	66.31%
Equity: Japan	0.79%	1.06%	1.59%	2.13%	3.22%	5.55%
Equity: European	2.30%	3.06%	4.63%	6.12%	9.21%	15.14%
Equity: EM	1.50%	2.00%	2.99%	4.06%	6.12%	10.22%
Cash	0.36%	0.27%	0.11%	0.10%	0.18%	0.35%
<b>Total</b>	<b>100.00%</b>	<b>100.00%</b>	<b>100.00%</b>	<b>100.00%</b>	<b>100.00%</b>	<b>100.00%</b>

# Composizione dei portafogli

Fondi a Profilo > Composizione dei portafogli

## BREAKDOWN PER ASSET CLASS\*

Asset Class	Fineco AM Passive Underlying 3	Fineco AM Passive Underlying 4	Fineco AM Passive Underlying 5	Fineco AM Passive Underlying 6	Fineco AM Passive Underlying 7	Fineco AM Passive Underlying 8
Equity	14.47%	19.23%	28.80%	38.18%	61.42%	83.22%
Fixed Income	57.44%	79.00%	70.36%	60.48%	40.79%	15.60%
Liquidity	28.09%	1.77%	0.84%	1.34%	-2.21%	1.18%
<b>Total</b>	<b>100.00%</b>	<b>100.00%</b>	<b>100.00%</b>	<b>100.00%</b>	<b>100.00%</b>	<b>100.00%</b>

## BREAKDOWN SUB ASSET CLASS\*

Sub Asset Class	Fineco AM Passive Underlying 3	Fineco AM Passive Underlying 4	Fineco AM Passive Underlying 5	Fineco AM Passive Underlying 6	Fineco AM Passive Underlying 7	Fineco AM Passive Underlying 8
Liquidity	27.22%	1.00%				
Fixed Income: US Corp	2.02%	2.01%	1.99%	2.05%	2.10%	2.24%
Fixed Income: Euro Inflation Linked	2.02%	3.03%	3.00%	4.08%	4.16%	4.45%
Fixed Income: Euro Govies	30.52%	41.13%	48.52%	38.43%	22.50%	3.31%
Fixed Income: Euro Corp Short Term	9.72%	18.12%				
Fixed Income: Euro Corp	13.16%	14.70%	16.85%	15.92%	12.03%	5.60%
Equity: Pacific	0.23%	0.30%	0.45%	0.59%	0.90%	1.19%
Equity: North America	6.26%	8.34%	12.46%	16.51%	25.23%	33.23%
Equity: Japan	0.50%	0.67%	1.01%	1.34%	2.03%	2.66%
Equity: European	1.45%	1.92%	2.88%	3.83%	5.87%	7.74%
Equity: EM	1.47%	1.94%	2.92%	3.87%	9.01%	8.44%
Equity: Developed	4.57%	6.06%	9.08%	12.03%	18.38%	29.97%
Cash	0.87%	0.77%	0.84%	1.34%	-2.21%	1.18%
<b>Total</b>	<b>100.00%</b>	<b>100.00%</b>	<b>100.00%</b>	<b>100.00%</b>	<b>100.00%</b>	<b>100.00%</b>

# Composizione dei portafogli

Fondi a Profilo > Composizione dei portafogli

## BREAKDOWN GEOGRAFICO\*

Area Geografica	FAM Advisory 3	FAM Advisory 4	FAM Advisory 5	FAM Advisory 6	FAM Advisory 7	FAM Advisory 9
Europe	83.45%	78.20%	69.76%	60.38%	43.19%	15.49%
North America	13.90%	18.25%	24.94%	32.47%	46.01%	66.31%
Emerging Markets	1.50%	2.00%	2.99%	4.06%	6.12%	10.22%
Asia Pacific	1.16%	1.55%	2.31%	3.10%	4.68%	7.98%
<b>Total</b>	<b>100.00%</b>	<b>100.00%</b>	<b>100.00%</b>	<b>100.00%</b>	<b>100.00%</b>	<b>100.00%</b>

# Composizione dei portafogli

Fondi a Profilo > Composizione dei portafogli

## BREAKDOWN GEOGRAFICO\*

Area Geografica	Fineco AM Passive Underlying 3	Fineco AM Passive Underlying 4	Fineco AM Passive Underlying 5	Fineco AM Passive Underlying 6	Fineco AM Passive Underlying 7	Fineco AM Passive Underlying 8
▲						
Asia Pacific	0.72%	0.97%	1.46%	1.93%	2.93%	3.85%
Emerging Markets	1.47%	1.94%	2.92%	3.87%	9.01%	8.44%
Europe	84.96%	80.67%	72.09%	63.60%	42.36%	22.27%
Global	4.57%	6.06%	9.08%	12.03%	18.38%	29.97%
North America	8.28%	10.35%	14.45%	18.57%	27.32%	35.47%
<b>Total</b>	<b>100.00%</b>	<b>100.00%</b>	<b>100.00%</b>	<b>100.00%</b>	<b>100.00%</b>	<b>100.00%</b>

# Composizione dei portafogli

Fondi a Profilo > Composizione dei portafogli

FAM ADVISORY 3*				
ISIN	Name	Building Block	Weight	
LU2459464819	ENHANCED BOND 6M FINECO AM FUND I	Liquidity	3.62%	
LU2459464140	BOND 6M FINECO AM FUND J	Liquidity	17.35%	
LU2459464066	BOND 6M FINECO AM FUND I	Liquidity	0.73%	
IE00BK5TXP77	FINECO AM SMART FACTORS US L ACC	Equity: North America	2.19%	
IE00BH42ZW78	FAM MSCI EM INDEX FAM I ACC	Equity: EM	1.50%	
IE00BH42ZV61	S&P 500 INDEX FAM I ACC	Equity: North America	2.21%	
IE00BH42ZS33	FAM MSCI AC ASIA PAC EX JP IDX FAM I ACC	Equity: Pacific	0.37%	
IE00BH42ZR26	STOXX EUROPE 600 INDEX FAM I ACC	Equity: European	2.30%	
IE00BFX6W79	SCHRODER EURO BOND FAM I ACC	Fixed Income: Euro Agg	6.09%	
IE00BFX6507	FIDELITY EURO SHORT TERM BOND FAM I ACC	Fixed Income: Euro Agg Short Term	3.81%	
IE00BFX6168	FIDELITY EURO BOND FAM I ACC	Fixed Income: Euro Agg	7.09%	
IE00BFX4346	EURO SHORT DURATION BOND FAM I ACC	Fixed Income: Euro Agg Short Term	2.24%	
IE00BFX3Z95	EURO CORPORATE FIXED INCOME FAM FUND	Fixed Income: Euro Corp	6.81%	
IE00BFX3V57	EURO BOND FAM I ACC	Fixed Income: Euro Agg	5.48%	
IE00BFX2308	M&G NORTH AMERICAN VALUE FAM I ACC	Equity: North America	1.02%	
IE00BDRNWM87	FINECO AM INVEST GRADE EURO AGG BD I ACC	Fixed Income: Euro Agg	10.80%	
IE000WMJVNE9	Fineco AM MSCI USD IG SRI Corp Bd A Acc	Fixed Income: US Corp	2.02%	
IE000W6ZFH20	Fineco AM MSCI Eur IG SRI 1-3Y Cp A Acc	Fixed Income: Euro Corp Short Term	9.06%	
IE000UJHP3M6	ENHANCED EURO GOVERNMENT BOND FAM FD	Fixed Income: Euro Agg	1.50%	
IE000QCDDND5	FAM MARKETVECTOR JAP QUAL TIL ESG ETF	Equity: Japan	0.79%	
IE000O2G7VL0	Fineco AM MSCI Eur HY SRI Corp Bd A Acc	Fixed Income: Euro HY	1.01%	
IE000NPK2VI6	Fineco AM MSCI Eur IG SRI Corp Bd A Acc	Fixed Income: Euro Corp	0.77%	
IE000KTT4OS6	NORTH AMERICAN STARS EQUITY FAM I ACC	Equity: North America	2.96%	
IE000IXR7ZI6	FINECO AM EUR INFL LK GOV BD I ACC	Fixed Income: Euro Inflation Linked	2.02%	
IE000ECREZO0	ULTRA SHORT TERM BOND SRI FAM FUND - J D	Liquidity	2.41%	
IE000BPP5H19	ENHANCED US EQUITY FAM FUND	Equity: North America	1.48%	
IE0000JVOLK2	Fineco AM MSCI USD HY SRI Corp Bd A Acc	Fixed Income: US HY	2.03%	
Cash	Cash	Cash	0.36%	
<b>Total</b>			<b>100.00%</b>	

# Composizione dei portafogli

Fondi a Profilo > Composizione dei portafogli

FAM ADVISORY 4*			
ISIN	Name	Building Block	Weight
LU2459464819	ENHANCED BOND 6M FINECO AM FUND I	Liquidity	1.80%
LU2459464140	BOND 6M FINECO AM FUND J	Liquidity	10.04%
LU2459464066	BOND 6M FINECO AM FUND I	Liquidity	0.24%
IE00BK5TXP77	FINECO AM SMART FACTORS US L ACC	Equity: North America	3.17%
IE00BH42ZW78	FAM MSCI EM INDEX FAM I ACC	Equity: EM	2.00%
IE00BH42ZV61	S&P 500 INDEX FAM I ACC	Equity: North America	3.20%
IE00BH42ZS33	FAM MSCI AC ASIA PAC EX JP IDX FAM I ACC	Equity: Pacific	0.48%
IE00BH42ZR26	STOXX EUROPE 600 INDEX FAM I ACC	Equity: European	3.06%
IE00BFX6W79	SCHRODER EURO BOND FAM I ACC	Fixed Income: Euro Agg	8.25%
IE00BFX6507	FIDELITY EURO SHORT TERM BOND FAM I ACC	Fixed Income: Euro Agg Short Term	1.58%
IE00BFX6168	FIDELITY EURO BOND FAM I ACC	Fixed Income: Euro Agg	9.50%
IE00BFX4346	EURO SHORT DURATION BOND FAM I ACC	Fixed Income: Euro Agg Short Term	0.93%
IE00BFX3Z95	EURO CORPORATE FIXED INCOME FAM FUND	Fixed Income: Euro Corp	9.09%
IE00BFX3V57	EURO BOND FAM I ACC	Fixed Income: Euro Agg	7.38%
IE00BFX2308	M&G NORTH AMERICAN VALUE FAM I ACC	Equity: North America	1.36%
IE00BDRNWM87	FINECO AM INVEST GRADE EURO AGG BD I ACC	Fixed Income: Euro Agg	14.44%
IE000WMJVNE9	Fineco AM MSCI USD IG SRI Corp Bd A Acc	Fixed Income: US Corp	2.03%
IE000W6ZFH20	Fineco AM MSCI Eur IG SRI 1-3Y Cp A Acc	Fixed Income: Euro Corp Short Term	4.55%
IE000UJHP3M6	ENHANCED EURO GOVERNMENT BOND FAM FD	Fixed Income: Euro Agg	1.51%
IE000QCDDND5	FAM MARKETVECTOR JAP QUAL TIL ESG ETF	Equity: Japan	1.06%
IE000O2G7VL0	Fineco AM MSCI Eur HY SRI Corp Bd A Acc	Fixed Income: Euro HY	1.52%
IE000NPK2VI6	Fineco AM MSCI Eur IG SRI Corp Bd A Acc	Fixed Income: Euro Corp	1.02%
IE000KTT4OS6	NORTH AMERICAN STARS EQUITY FAM I ACC	Equity: North America	3.95%
IE000IXR7ZI6	FINECO AM EUR INFL LK GOV BD I ACC	Fixed Income: Euro Inflation Linked	3.02%
IE000BPP5H19	ENHANCED US EQUITY FAM FUND	Equity: North America	1.48%
IE0000JVOLK2	Fineco AM MSCI USD HY SRI Corp Bd A Acc	Fixed Income: US HY	3.06%
Cash	Cash	Cash	0.27%
<b>Total</b>			<b>100.00%</b>

# Composizione dei portafogli

Fondi a Profilo > Composizione dei portafogli

FAM ADVISORY 5*				
ISIN	Name	Building Block	Weight	
IE00BK9Z5007	FINECO AM SMART FACTORS EUROPE L ACC	Equity: European	2.88%	
IE00BK5TXP77	FINECO AM SMART FACTORS US L ACC	Equity: North America	5.19%	
IE00BH42ZW78	FAM MSCI EM INDEX FAM I ACC	Equity: EM	2.99%	
IE00BH42ZV61	S&P 500 INDEX FAM I ACC	Equity: North America	5.16%	
IE00BH42ZS33	FAM MSCI AC ASIA PAC EX JP IDX FAM I ACC	Equity: Pacific	0.72%	
IE00BH42ZR26	STOXX EUROPE 600 INDEX FAM I ACC	Equity: European	1.75%	
IE00BFXY6W79	SCHRODER EURO BOND FAM I ACC	Fixed Income: Euro Agg	10.14%	
IE00BFXY6168	FIDELITY EURO BOND FAM I ACC	Fixed Income: Euro Agg	11.78%	
IE00BFXY3Z95	EURO CORPORATE FIXED INCOME FAM FUND	Fixed Income: Euro Corp	9.11%	
IE00BFXY3V57	EURO BOND FAM I ACC	Fixed Income: Euro Agg	9.14%	
IE00BFXY2308	M&G NORTH AMERICAN VALUE FAM I ACC	Equity: North America	2.03%	
IE00BDRNWM87	FINECO AM INVEST GRADE EURO AGG BD I ACC	Fixed Income: Euro Agg	17.77%	
IE000WMJVNE9	Fineco AM MSCI USD IG SRI Corp Bd A Acc	Fixed Income: US Corp	2.02%	
IE000UJHP3M6	ENHANCED EURO GOVERNMENT BOND FAM FD	Fixed Income: Euro Agg	1.50%	
IE000QCDDND5	FAM MARKETVECTOR JAP QUAL TIL ESG ETF	Equity: Japan	1.59%	
IE000O2G7VL0	Fineco AM MSCI Eur HY SRI Corp Bd A Acc	Fixed Income: Euro HY	1.52%	
IE000NPK2VI6	Fineco AM MSCI Eur IG SRI Corp Bd A Acc	Fixed Income: Euro Corp	1.01%	
IE000KTT4OS6	NORTH AMERICAN STARS EQUITY FAM I ACC	Equity: North America	6.01%	
IE000IXR7ZI6	FINECO AM EUR INFL LK GOV BD I ACC	Fixed Income: Euro Inflation Linked	3.04%	
IE000BPP5H19	ENHANCED US EQUITY FAM FUND	Equity: North America	1.48%	
IE0000JVOLK2	Fineco AM MSCI USD HY SRI Corp Bd A Acc	Fixed Income: US HY	3.05%	
Cash	Cash	Cash	0.11%	
<b>Total</b>			<b>100.00%</b>	

# Composizione dei portafogli

Fondi a Profilo > Composizione dei portafogli

## FAM ADVISORY 6\*

ISIN	Name	Building Block	Weight
IE00BMD8FL07	JPMORGAN CHINA A SHARES OPPTS FAM I ACC	Equity: EM	0.16%
IE00BK9Z5007	FINECO AM SMART FACTORS EUROPE L ACC	Equity: European	3.77%
IE00BK5TXP77	FINECO AM SMART FACTORS US L ACC	Equity: North America	7.07%
IE00BH42ZV61	S&P 500 INDEX FAM I ACC	Equity: North America	7.15%
IE00BH42ZS33	FAM MSCI AC ASIA PAC EX JP IDX FAM I ACC	Equity: Pacific	0.97%
IE00BH42ZR26	STOXX EUROPE 600 INDEX FAM I ACC	Equity: European	2.34%
IE00BFXY6W79	SCHRODER EURO BOND FAM I ACC	Fixed Income: Euro Agg	9.46%
IE00BFXY6168	FIDELITY EURO BOND FAM I ACC	Fixed Income: Euro Agg	9.50%
IE00BFXY3Z95	EURO CORPORATE FIXED INCOME FAM FUND	Fixed Income: Euro Corp	11.06%
IE00BFXY2308	M&G NORTH AMERICAN VALUE FAM I ACC	Equity: North America	2.71%
IE00BDRNWM87	FINECO AM INVEST GRADE EURO AGG BD I ACC	Fixed Income: Euro Agg	15.33%
IE000WMJVNE9	Fineco AM MSCI USD IG SRI Corp Bd A Acc	Fixed Income: US Corp	2.04%
IE000UJHP3M6	ENHANCED EURO GOVERNMENT BOND FAM FD	Fixed Income: Euro Agg	1.51%
IE000QCDDND5	FAM MARKETVECTOR JAP QUAL TIL ESG ETF	Equity: Japan	2.13%
IE000O2G7VL0	Fineco AM MSCI Eur HY SRI Corp Bd A Acc	Fixed Income: Euro HY	2.03%
IE000NPK2VI6	Fineco AM MSCI Eur IG SRI Corp Bd A Acc	Fixed Income: Euro Corp	1.22%
IE000KTT4OS6	NORTH AMERICAN STARS EQUITY FAM I ACC	Equity: North America	7.92%
IE000IXR7ZI6	FINECO AM EUR INFL LK GOV BD I ACC	Fixed Income: Euro Inflation Linked	4.05%
IE000G4UOZE1	EMERGING MARKETS EQUITY FAM FUND	Equity: EM	3.90%
IE000BPP5H19	ENHANCED US EQUITY FAM FUND	Equity: North America	1.48%
IE0000JVOLK2	Fineco AM MSCI USD HY SRI Corp Bd A Acc	Fixed Income: US HY	4.09%
Cash	Cash	Cash	0.10%
<b>Total</b>			<b>100.00%</b>



# Composizione dei portafogli

Fondi a Profilo > Composizione dei portafogli

FAM ADVISORY 7*			
ISIN	Name	Building Block	Weight
IE00BMD8FL07	JPMORGAN CHINA A SHARES OPPTS FAM I ACC	Equity: EM	0.42%
IE00BK9Z5007	FINECO AM SMART FACTORS EUROPE L ACC	Equity: European	4.42%
IE00BK5TXP77	FINECO AM SMART FACTORS US L ACC	Equity: North America	11.09%
IE00BH42ZV61	S&P 500 INDEX FAM I ACC	Equity: North America	11.20%
IE00BH42ZS33	FAM MSCI AC ASIA PAC EX JP IDX FAM I ACC	Equity: Pacific	1.47%
IE00BFXY6W79	SCHRODER EURO BOND FAM I ACC	Fixed Income: Euro Agg	3.78%
IE00BFXY6J43	EUROPEAN EQUITY FAM I ACC	Equity: European	4.79%
IE00BFXY6168	FIDELITY EURO BOND FAM I ACC	Fixed Income: Euro Agg	3.83%
IE00BFXY3Z95	EURO CORPORATE FIXED INCOME FAM FUND	Fixed Income: Euro Corp	11.03%
IE00BFXY2308	M&G NORTH AMERICAN VALUE FAM I ACC	Equity: North America	4.07%
IE00BDRNWM87	FINECO AM INVEST GRADE EURO AGG BD I ACC	Fixed Income: Euro Agg	6.28%
IE000WMJVNE9	Fineco AM MSCI USD IG SRI Corp Bd A Acc	Fixed Income: US Corp	2.06%
IE000UJHP3M6	ENHANCED EURO GOVERNMENT BOND FAM FD	Fixed Income: Euro Agg	1.52%
IE000QCDDND5	FAM MARKETVECTOR JAP QUAL TIL ESG ETF	Equity: Japan	3.22%
IE000O2G7VL0	Fineco AM MSCI Eur HY SRI Corp Bd A Acc	Fixed Income: Euro HY	2.04%
IE000NPK2VI6	Fineco AM MSCI Eur IG SRI Corp Bd A Acc	Fixed Income: Euro Corp	1.23%
IE000KTT4OS6	NORTH AMERICAN STARS EQUITY FAM I ACC	Equity: North America	11.97%
IE000IXR7ZI6	FINECO AM EUR INFL LK GOV BD I ACC	Fixed Income: Euro Inflation Linked	4.09%
IE000G4UOZE1	EMERGING MARKETS EQUITY FAM FUND	Equity: EM	5.70%
IE000BPP5H19	ENHANCED US EQUITY FAM FUND	Equity: North America	1.49%
IE0000JVOLK2	Fineco AM MSCI USD HY SRI Corp Bd A Acc	Fixed Income: US HY	4.13%
Cash	Cash	Cash	0.18%
<b>Total</b>			<b>100.00%</b>

# Composizione dei portafogli

Fondi a Profilo > Composizione dei portafogli

FAM ADVISORY 9*				
ISIN	Name	Building Block	Weight	
LU1883856053	A-F US EQ FDMTL GWTH-M2 EUR	Equity: North America	2.67%	
LU1727362110	JPM US SELECT EQ I2 CAP USD	Equity: North America	17.58%	
LU0280807784	SCHRODER ISF JAPANESE OPPORT-A USD	Equity: Japan	5.55%	
LU0106259558	SISF-ASIAN OPPORT-AAC	Equity: Pacific	2.43%	
IE00BK9Z5007	FINECO AM SMART FACTORS EUROPE L ACC	Equity: European	9.01%	
IE00BFXY6R27	US EQUITY VALUE FAM I ACC	Equity: North America	2.48%	
IE00BFXY6J43	EUROPEAN EQUITY FAM I ACC	Equity: European	2.00%	
IE00BFXY2308	M&G NORTH AMERICAN VALUE FAM I ACC	Equity: North America	8.48%	
IE00BFXY1T95	AMUNDI EUROPEAN EQUITY VALUE FAM I ACC	Equity: European	2.10%	
IE000T5U0689	FINECO AM SMART FACTORS US J ACC	Equity: North America	17.64%	
IE000G4UOZE1	EMERGING MARKETS EQUITY FAM FUND	Equity: EM	10.22%	
IE0009OMB831	NORTH AMERICAN STARS EQUITY FAM J ACC	Equity: North America	17.45%	
IE00096IJW58	EUROPEAN STARS EQUITY FAM J ACC	Equity: European	2.04%	
Cash	Cash	Cash	0.35%	
<b>Total</b>			<b>100.00%</b>	

# Composizione dei portafogli

Fondi a Profilo > Composizione dei portafogli

## FINECO AM PASSIVE UNDERLYINGS 3

ISIN	Name	Building Block	Weight
LU2459464140	BOND 6M FINECO AM FUND J	Liquidity	18.22%
IE00BK9Z5007	FINECO AM SMART FACTORS EUROPE L ACC	Equity: European	0.72%
IE00BK5TXR91	FINECO AM SMART FACTORS WORLD L ACC	Equity: Developed	2.27%
IE00BK5TXP77	FINECO AM SMART FACTORS US L ACC	Equity: North America	3.12%
IE00BH42ZW78	FAM MSCI EM INDEX FAM I ACC	Equity: EM	1.47%
IE00BH42ZV61	S&P 500 INDEX FAM I ACC	Equity: North America	3.14%
IE00BH42ZT40	FAM MSCI WORLD INDEX FAM I ACC	Equity: Developed	2.30%
IE00BH42ZS33	FAM MSCI AC ASIA PAC EX JP IDX FAM I ACC	Equity: Pacific	0.23%
IE00BH42ZR26	STOXX EUROPE 600 INDEX FAM I ACC	Equity: European	0.73%
IE000YA6LDR0	FINECO AM BBG EUR TRSY 3-5Y IDX I ACC	Fixed Income: Euro Govies	5.16%
IE000WMJVNE9	Fineco AM MSCI USD IG SRI Corp Bd A Acc	Fixed Income: US Corp	2.02%
IE000W6ZFH20	Fineco AM MSCI Eur IG SRI 1-3Y Cp A Acc	Fixed Income: Euro Corp Short Term	9.72%
IE000SM6I1K9	FAM MARKETVECTOR JAP QUAL TIL ESG ETF J	Equity: Japan	0.50%
IE000NPK2VI6	Fineco AM MSCI Eur IG SRI Corp Bd A Acc	Fixed Income: Euro Corp	13.16%
IE000MQE1DD5	ENHANCED ULTRA SH TERM BD SRI FAM FD -J	Liquidity	5.28%
IE000K46SYJ5	FINECO AM BBG EUR TRSY 10+Y IDX I ACC	Fixed Income: Euro Govies	9.56%
IE000H51NDZ2	FINECO AM BBG EUR TRSY 7-10Y IDX I ACC	Fixed Income: Euro Govies	5.20%
IE000FN7TDB3	FINECO AM BBG EUR GOV INFL BD IDX I ACC	Fixed Income: Euro Inflation Linked	2.02%
IE000ECREZO0	ULTRA SHORT TERM BOND SRI FAM FUND - J D	Liquidity	3.73%
IE0006KZ17G4	FINECO AM BBG EUR TRSY 1-3Y IDX I ACC	Fixed Income: Euro Govies	6.03%
IE0002TC5V76	FINECO AM BBG EUR TRSY 5-7Y IDX I ACC	Fixed Income: Euro Govies	4.57%
Cash	Cash	Cash	0.87%
<b>Total</b>			<b>100.00%</b>

## FINECO AM PASSIVE UNDERLYINGS 4

ISIN	Name	Building Block	Weight
LU2459464140	BOND 6M FINECO AM FUND J	Liquidity	1.00%
IE00BK9Z5007	FINECO AM SMART FACTORS EUROPE L ACC	Equity: European	0.95%
IE00BK5TXR91	FINECO AM SMART FACTORS WORLD L ACC	Equity: Developed	3.02%
IE00BK5TXP77	FINECO AM SMART FACTORS US L ACC	Equity: North America	4.15%
IE00BH42ZW78	FAM MSCI EM INDEX FAM I ACC	Equity: EM	1.94%
IE00BH42ZV61	S&P 500 INDEX FAM I ACC	Equity: North America	4.19%
IE00BH42ZT40	FAM MSCI WORLD INDEX FAM I ACC	Equity: Developed	3.04%
IE00BH42ZS33	FAM MSCI AC ASIA PAC EX JP IDX FAM I ACC	Equity: Pacific	0.30%
IE00BH42ZR26	STOXX EUROPE 600 INDEX FAM I ACC	Equity: European	0.97%
IE000YA6LDR0	FINECO AM BBG EUR TRSY 3-5Y IDX I ACC	Fixed Income: Euro Govies	6.97%
IE000WMJVNE9	Fineco AM MSCI USD IG SRI Corp Bd A Acc	Fixed Income: US Corp	2.01%
IE000W6ZFH20	Fineco AM MSCI Eur IG SRI 1-3Y Cp A Acc	Fixed Income: Euro Corp Short Term	18.12%
IE000SM6I1K9	FAM MARKETVECTOR JAP QUAL TIL ESG ETF J	Equity: Japan	0.67%
IE000NPK2VI6	Fineco AM MSCI Eur IG SRI Corp Bd A Acc	Fixed Income: Euro Corp	14.70%
IE000K46SYJ5	FINECO AM BBG EUR TRSY 10+Y IDX I ACC	Fixed Income: Euro Govies	12.79%
IE000H51NDZ2	FINECO AM BBG EUR TRSY 7-10Y IDX I ACC	Fixed Income: Euro Govies	7.03%
IE000FN7TDB3	FINECO AM BBG EUR GOV INFL BD IDX I ACC	Fixed Income: Euro Inflation Linked	3.03%
IE0006KZ17G4	FINECO AM BBG EUR TRSY 1-3Y IDX I ACC	Fixed Income: Euro Govies	8.16%
IE0002TC5V76	FINECO AM BBG EUR TRSY 5-7Y IDX I ACC	Fixed Income: Euro Govies	6.18%
Cash	Cash	Cash	0.77%
<b>Total</b>			<b>100.00%</b>

# Composizione dei portafogli

Fondi a Profilo > Composizione dei portafogli

## FINECO AM PASSIVE UNDERLYINGS 5

ISIN	Name	Building Block	Weight
IE00BK9Z5007	FINECO AM SMART FACTORS EUROPE L ACC	Equity: European	1.42%
IE00BK5TXR91	FINECO AM SMART FACTORS WORLD L ACC	Equity: Developed	4.52%
IE00BK5TXP77	FINECO AM SMART FACTORS US L ACC	Equity: North America	6.19%
IE00BH42ZW78	FAM MSCI EM INDEX FAM I ACC	Equity: EM	2.92%
IE00BH42ZV61	S&P 500 INDEX FAM I ACC	Equity: North America	6.27%
IE00BH42ZT40	FAM MSCI WORLD INDEX FAM I ACC	Equity: Developed	4.56%
IE00BH42ZS33	FAM MSCI AC ASIA PAC EX JP IDX FAM I ACC	Equity: Pacific	0.45%
IE00BH42ZR26	STOXX EUROPE 600 INDEX FAM I ACC	Equity: European	1.45%
IE000YA6LDR0	FINECO AM BBG EUR TRSY 3-5Y IDX I ACC	Fixed Income: Euro Govies	8.23%
IE000WMJVNE9	Fineco AM MSCI USD IG SRI Corp Bd A Acc	Fixed Income: US Corp	1.99%
IE000SM6I1K9	FAM MARKETVECTOR JAP QUAL TIL ESG ETF J	Equity: Japan	1.01%
IE000NPK2VI6	Fineco AM MSCI Eur IG SRI Corp Bd A Acc	Fixed Income: Euro Corp	16.85%
IE000K46SYJ5	FINECO AM BBG EUR TRSY 10+Y IDX I ACC	Fixed Income: Euro Govies	15.10%
IE000H51NDZ2	FINECO AM BBG EUR TRSY 7-10Y IDX I ACC	Fixed Income: Euro Govies	8.26%
IE000FN7TDB3	FINECO AM BBG EUR GOV INFL BD IDX I ACC	Fixed Income: Euro Inflation Linked	3.00%
IE0006KZ17G4	FINECO AM BBG EUR TRSY 1-3Y IDX I ACC	Fixed Income: Euro Govies	9.66%
IE0002TC5V76	FINECO AM BBG EUR TRSY 5-7Y IDX I ACC	Fixed Income: Euro Govies	7.28%
Cash	Cash	Cash	0.84%
<b>Total</b>			<b>100.00%</b>

# Composizione dei portafogli

Fondi a Profilo > Composizione dei portafogli

FINECO AM PASSIVE UNDERLYINGS 6				
ISIN	Name	Building Block	Weight	
IE00BK9Z5007	FINECO AM SMART FACTORS EUROPE L ACC	Equity: European	1.90%	
IE00BK5TXR91	FINECO AM SMART FACTORS WORLD L ACC	Equity: Developed	5.98%	
IE00BK5TXP77	FINECO AM SMART FACTORS US L ACC	Equity: North America	8.21%	
IE00BH42ZW78	FAM MSCI EM INDEX FAM I ACC	Equity: EM	3.87%	
IE00BH42ZV61	S&P 500 INDEX FAM I ACC	Equity: North America	8.31%	
IE00BH42ZT40	FAM MSCI WORLD INDEX FAM I ACC	Equity: Developed	6.05%	
IE00BH42ZS33	FAM MSCI AC ASIA PAC EX JP IDX FAM I ACC	Equity: Pacific	0.59%	
IE00BH42ZR26	STOXX EUROPE 600 INDEX FAM I ACC	Equity: European	1.93%	
IE000YA6LDR0	FINECO AM BBG EUR TRSY 3-5Y IDX I ACC	Fixed Income: Euro Govies	6.54%	
IE000WMJVNE9	Fineco AM MSCI USD IG SRI Corp Bd A Acc	Fixed Income: US Corp	2.05%	
IE000SM6I1K9	FAM MARKETVECTOR JAP QUAL TIL ESG ETF J	Equity: Japan	1.34%	
IE000NPK2VI6	Fineco AM MSCI Eur IG SRI Corp Bd A Acc	Fixed Income: Euro Corp	15.92%	
IE000K46SYJ5	FINECO AM BBG EUR TRSY 10+Y IDX I ACC	Fixed Income: Euro Govies	11.99%	
IE000H51NDZ2	FINECO AM BBG EUR TRSY 7-10Y IDX I ACC	Fixed Income: Euro Govies	6.46%	
IE000FN7TDB3	FINECO AM BBG EUR GOV INFL BD IDX I ACC	Fixed Income: Euro Inflation Linked	4.08%	
IE0006KZ17G4	FINECO AM BBG EUR TRSY 1-3Y IDX I ACC	Fixed Income: Euro Govies	7.67%	
IE0002TC5V76	FINECO AM BBG EUR TRSY 5-7Y IDX I ACC	Fixed Income: Euro Govies	5.78%	
Cash	Cash	Cash	1.34%	
<b>Total</b>			<b>100.00%</b>	

# Composizione dei portafogli

Fondi a Profilo > Composizione dei portafogli

FINECO AM PASSIVE UNDERLYINGS 7				
ISIN	Name	Building Block	Weight	
IE00BK9Z5007	FINECO AM SMART FACTORS EUROPE L ACC	Equity: European	2.92%	
IE00BK5TXR91	FINECO AM SMART FACTORS WORLD L ACC	Equity: Developed	9.14%	
IE00BK5TXP77	FINECO AM SMART FACTORS US L ACC	Equity: North America	12.54%	
IE00BH42ZW78	FAM MSCI EM INDEX FAM I ACC	Equity: EM	9.01%	
IE00BH42ZV61	S&P 500 INDEX FAM I ACC	Equity: North America	12.69%	
IE00BH42ZT40	FAM MSCI WORLD INDEX FAM I ACC	Equity: Developed	9.24%	
IE00BH42ZS33	FAM MSCI AC ASIA PAC EX JP IDX FAM I ACC	Equity: Pacific	0.90%	
IE00BH42ZR26	STOXX EUROPE 600 INDEX FAM I ACC	Equity: European	2.96%	
IE000YA6LDR0	FINECO AM BBG EUR TRSY 3-5Y IDX I ACC	Fixed Income: Euro Govies	3.82%	
IE000WMJVNE9	Fineco AM MSCI USD IG SRI Corp Bd A Acc	Fixed Income: US Corp	2.10%	
IE000SM6I1K9	FAM MARKETVECTOR JAP QUAL TIL ESG ETF J	Equity: Japan	2.03%	
IE000NPK2VI6	Fineco AM MSCI Eur IG SRI Corp Bd A Acc	Fixed Income: Euro Corp	12.03%	
IE000K46SYJ5	FINECO AM BBG EUR TRSY 10+Y IDX I ACC	Fixed Income: Euro Govies	7.00%	
IE000H51NDZ2	FINECO AM BBG EUR TRSY 7-10Y IDX I ACC	Fixed Income: Euro Govies	3.83%	
IE000FN7TDB3	FINECO AM BBG EUR GOV INFL BD IDX I ACC	Fixed Income: Euro Inflation Linked	4.16%	
IE0006KZ17G4	FINECO AM BBG EUR TRSY 1-3Y IDX I ACC	Fixed Income: Euro Govies	4.48%	
IE0002TC5V76	FINECO AM BBG EUR TRSY 5-7Y IDX I ACC	Fixed Income: Euro Govies	3.37%	
Cash	Cash	Cash	-2.21%	
<b>Total</b>			<b>100.00%</b>	

# Composizione dei portafogli

Fondi a Profilo > Composizione dei portafogli

FINECO AM PASSIVE UNDERLYINGS 8				
ISIN	Name	Building Block	Weight	
IE00BK9Z5007	FINECO AM SMART FACTORS EUROPE L ACC	Equity: European	3.84%	
IE00BK5TXR91	FINECO AM SMART FACTORS WORLD L ACC	Equity: Developed	14.91%	
IE00BK5TXP77	FINECO AM SMART FACTORS US L ACC	Equity: North America	16.52%	
IE00BH42ZW78	FAM MSCI EM INDEX FAM I ACC	Equity: EM	8.44%	
IE00BH42ZV61	S&P 500 INDEX FAM I ACC	Equity: North America	16.71%	
IE00BH42ZT40	FAM MSCI WORLD INDEX FAM I ACC	Equity: Developed	15.06%	
IE00BH42ZS33	FAM MSCI AC ASIA PAC EX JP IDX FAM I ACC	Equity: Pacific	1.19%	
IE00BH42ZR26	STOXX EUROPE 600 INDEX FAM I ACC	Equity: European	3.89%	
IE000YA6LDR0	FINECO AM BBG EUR TRSY 3-5Y IDX I ACC	Fixed Income: Euro Govies	0.56%	
IE000WMJVNE9	Fineco AM MSCI USD IG SRI Corp Bd A Acc	Fixed Income: US Corp	2.24%	
IE000SM6I1K9	FAM MARKETVECTOR JAP QUAL TIL ESG ETF J	Equity: Japan	2.66%	
IE000NPK2VI6	Fineco AM MSCI Eur IG SRI Corp Bd A Acc	Fixed Income: Euro Corp	5.60%	
IE000K46SYJ5	FINECO AM BBG EUR TRSY 10+Y IDX I ACC	Fixed Income: Euro Govies	1.04%	
IE000H51NDZ2	FINECO AM BBG EUR TRSY 7-10Y IDX I ACC	Fixed Income: Euro Govies	0.56%	
IE000FN7TDB3	FINECO AM BBG EUR GOV INFL BD IDX I ACC	Fixed Income: Euro Inflation Linked	4.45%	
IE0006KZ17G4	FINECO AM BBG EUR TRSY 1-3Y IDX I ACC	Fixed Income: Euro Govies	0.65%	
IE0002TC5V76	FINECO AM BBG EUR TRSY 5-7Y IDX I ACC	Fixed Income: Euro Govies	0.50%	
Cash	Cash	Cash	1.18%	
<b>Total</b>			<b>100.00%</b>	



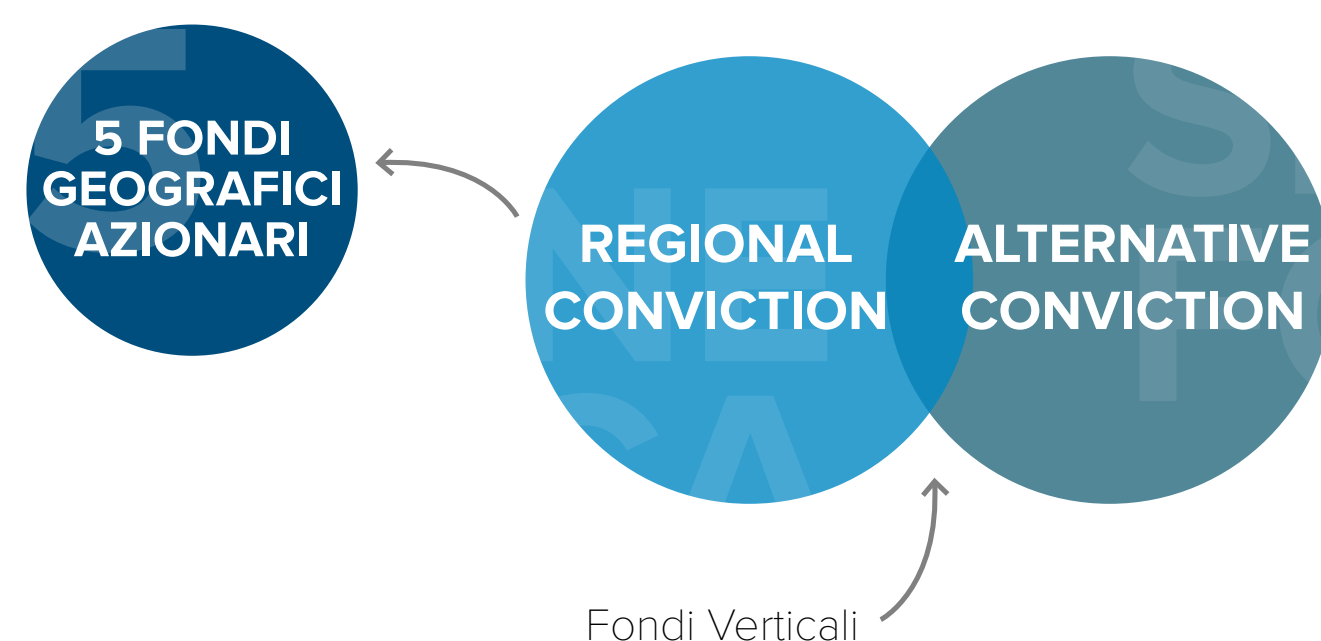
# Fondi Verticali

Portafogli sempre allineati al miglior rapporto rischio/rendimento

I Fondi Verticali sono stati concepiti per esprimere una particolare visione allocativa: Conviction.

Comprendono **cinque fondi geografici azionari (Regional Conviction)** e uno appartenente alla categoria **Alternative (Alternative Conviction)**.

I **fondi geografici** riflettono una esposizione verso le tradizionali Macro aree quali **US, Europa, Asia Pacifico, Mercati Emergenti e Global**.



**Ogni portafoglio può essere esposto fino a quattro tipologie di Building Block.** La composizione di ciascuna esposizione varia nel tempo e si adegua alle relative fasi di mercato.

Ad esempio, in una fase di mercato correttiva o recessiva, l'esposizione a strategie Absolute Return o Long/Short potrebbe avere una rilevanza maggiore rispetto a situazioni di mercato normali o espansive.



# Composizione dei portafogli

Fondi Verticali > Composizione dei portafogli

## BREAKDOWN PER ASSET CLASS\*

Asset Class	FAM EM. Markets Eq. Con.	FAM Europe Eq. Con.	FAM US Eq. Con.	FAM Global Eq. Con.	FAM Asia Pacific Eq. Con.
Long Only Passive				14.26%	
Long Only Active				85.40%	
Equity: Pacific					17.82%
Equity: North America			99.38%		
Equity: Japan					32.20%
Equity: European		96.68%			
Equity: EM	96.38%				
Equity: Eastern Europe		3.03%			
Equity: China	2.81%				2.61%
Equity: Asia Pacific ex Japan					47.08%
Cash	0.81%	0.29%	0.62%	0.34%	0.28%
<b>Total</b>	<b>100.00%</b>	<b>100.00%</b>	<b>100.00%</b>	<b>100.00%</b>	<b>100.00%</b>

# Composizione dei portafogli

Fondi Verticali > Composizione dei portafogli

## FAM ASIA PACIFIC EQUITY CONVICTION\*

ISIN	Name	Building Block	Weight
LU2146152231	JPM PACIFIC EQ I2 ACC EUR	Equity: Pacific	8.48%
LU0807813265	FIDELITY-ASIAN SPEC-I A USD	Equity: Asia Pacific ex Japan	5.60%
LU0280807784	SCHRODER ISF JAPANESE OPPORT-A USD	Equity: Japan	14.32%
LU0106259558	SISF-ASIAN OPPORT-AAC	Equity: Asia Pacific ex Japan	9.76%
IE00BYXW3453	FS ASIA FOCUS VI ACC EUR	Equity: Pacific	9.35%
IE00BMD8FL07	JPMORGAN CHINA A SHARES OPPS FAM I ACC	Equity: China	2.61%
IE00BH42ZS33	FAM MSCI AC ASIA PAC EX JP IDX FAM I ACC	Equity: Asia Pacific ex Japan	15.54%
IE00BDHSRG22	GUINNESS ASIA EQ INC-Y EUR A	Equity: Asia Pacific ex Japan	16.18%
IE000QCDDND5	FAM MARKETVECTOR JAP QUAL TIL ESG ETF	Equity: Japan	17.88%
Cash	Cash	Cash	0.28%
<b>Total</b>			<b>100.00%</b>

## FAM EMERGING MARKETS EQUITY CONVICTION\*

ISIN	Name	Building Block	Weight
LU2335671678	RBC FDS (LUX) EM VAEQ O2EURC	Equity: EM	8.77%
LU1770939988	JPM EM MKTS EQ I2 CAP USD	Equity: EM	5.18%
LU1767066605	VONTOBEL FD SUST EM LEAD G	Equity: EM	10.69%
LU1662744868	RBC FDS(LUX) EM EQ O EUR C	Equity: EM	16.28%
IE00BMD8FL07	JPMORGAN CHINA A SHARES OPPS FAM I ACC	Equity: China	2.81%
IE00BMCDG917	FH GL EM SMID EQ L EUR ACC	Equity: EM	3.61%
IE00BH42ZW78	FAM MSCI EM INDEX FAM I ACC	Equity: EM	18.26%
IE00B8KGV557	ISHARES EDGE MSCI EM MIN VOL (MIL)	Equity: EM	4.62%
IE00B4644670	TT EMERGING MRKTS EQ-C2	Equity: EM	10.96%
IE000G4UOZE1	EMERGING MARKETS EQUITY FAM FUND	Equity: EM	18.02%
Cash	Cash	Cash	0.81%
<b>Total</b>			<b>100.00%</b>

# Composizione dei portafogli

Fondi Verticali > Composizione dei portafogli

## FAM EUROPE EQUITY CONVICTION\*

ISIN	Name	Building Block	Weight
LU1353442731	FF - EUPN DYN GTH I-ACC-EUR	Equity: European	4.97%
LU0106820292	SCHRODER ISF EMERGING EUROPE C ACC	Equity: Eastern Europe	3.03%
IE00BMW42298	ISHARES MSCI EU CNS DISC SEC EUR ETF(GER	Equity: European	0.93%
IE00BMW42181	ISHARES MSCI EU HLTH CARE SC EUR ETF(GER	Equity: European	3.83%
IE00BMW42074	ISHARES MSCI EU CM STPLS SEC EUR ETF(GER	Equity: European	2.79%
IE00BKWQ0F09	SPDR MSCI EURENE ETF(GER)	Equity: European	2.04%
IE00BK9Z5007	FINECO AM SMART FACTORS EUROPE L ACC	Equity: European	11.06%
IE00BH42ZR26	STOXX EUROPE 600 INDEX FAM I ACC	Equity: European	18.42%
IE00BFXY6J43	EUROPEAN EQUITY FAM I ACC	Equity: European	17.60%
IE00BFXY1T95	AMUNDI EUROPEAN EQUITY VALUE FAM I ACC	Equity: European	18.10%
IE0002QI98V5	EUROPEAN STARS EQUITY FAM I ACC	Equity: European	16.95%
Cash	Cash	Cash	0.29%
<b>Total</b>			<b>100.00%</b>

## FAM US EQUITY CONVICTION\*

ISIN	Name	Building Block	Weight
LU1883856053	A-F US EQ FDMTL GWTH-M2 EUR	Equity: North America	12.47%
IE00BWBXM948	SPDR SP US Technology Select Sect ETF	Equity: North America	1.96%
IE00BWBXM492	SPDR SP US ENGY SEL.SECT.ETF	Equity: North America	1.54%
IE00BWBXM385	SPDR SP US Cnsmr Staples Sel Sect ETF	Equity: North America	1.01%
IE00BK5TXP77	FINECO AM SMART FACTORS US L ACC	Equity: North America	15.40%
IE00BH42ZV61	S&P 500 INDEX FAM I ACC	Equity: North America	18.11%
IE00BFXY6R27	US EQUITY VALUE FAM I ACC	Equity: North America	5.27%
IE00BFXY2308	M&G NORTH AMERICAN VALUE FAM I ACC	Equity: North America	13.17%
IE00BF1T6Z79	BROWN ADV US SUS GRWTH EUR BAC	Equity: North America	11.50%
IE00B4KBB01	iShares SP 500 Utilts Sect ETF USD Acc	Equity: North America	1.05%
IE000KTT4OS6	NORTH AMERICAN STARS EQUITY FAM I ACC	Equity: North America	17.90%
Cash	Cash	Cash	0.62%
<b>Total</b>			<b>100.00%</b>

# Composizione dei portafogli

Fondi Verticali > Composizione dei portafogli

## FAM GLOBAL EQUITY CONVICTION\*

ISIN	Name	Building Block	Weight
IE00BH42ZT40	FAM MSCI WORLD INDEX FAM I ACC	Long Only Passive	14.26%
IE00BFX6D80	FIDELITY FOCUS EQUITY FAM FUND I ACC	Long Only Active	14.04%
IE00BFX2308	M&G NORTH AMERICAN VALUE FAM I ACC	Long Only Active	7.19%
IE00BDRNSH56	FAM GLOBAL PREMIUM EQUITIES I ACC	Long Only Active	17.84%
IE00B8FHGS14	ISHARES MSCI WORLD MIN VOL (ITA)	Long Only Active	5.09%
IE00B55JMJ98	DODGE & COX WLDWD GLO STK EUR	Long Only Active	7.04%
IE000OHYX4C4	GLOBAL STARS EQUITY FAM I ACC	Long Only Active	16.98%
IE000MOZM5U8	GLOBAL SUSTAIN PARIS ALIGNED FAM J ACC	Long Only Active	13.20%
IE000G4UOZE1	EMERGING MARKETS EQUITY FAM FUND	Long Only Active	4.04%
Cash	Cash	Cash	0.34%
<b>Total</b>			<b>100.00%</b>

# Fondi Alternative Conviction

Una performance positiva costante nel tempo

I fondi Alternative Conviction sono esposti ad un sottoinsieme delle strategie hedge funds.

I fondi Alternative Conviction sono esposti ad un sottoinsieme delle strategie hedge funds ed in particolare: **Global Macro, Managed Futures, Long/Short Equity Market Neutral.**

L'evidenza accademica ed empirica mostra che solamente le tre categorie sopracitate sono in grado di consegnare una **performance continua e positiva nel corso del tempo.**

Da qui la decisione di avere un'allocazione Core a queste tre categorie e alle rimanenti in maniera strategica.



Esposizione dei Fondi Alternative Conviction

# Composizione dei portafogli

Fondi Alternative Conviction > Composizione dei portafogli

## BREAKDOWN PER ASSET CLASS\*

Asset Class	FAM Alternative Conviction
Alternatives	51.99%
Hedge Fund	20.46%
CTA	12.47%
Macro/CTA	7.32%
L/S Equity	6.82%
Cash	0.94%
<b>Total</b>	<b>100.00%</b>

## BREAKDOWN GEOGRAFICO\*

Asset Class	FAM Alternative Conviction
North America	6.82%
Europe	13.58%
Global	79.60%
<b>Total</b>	<b>100.00%</b>

# Composizione dei portafogli

Fondi Alternative Conviction > Composizione dei portafogli

FAM ALTERNATIVE CONVICTION*			
ISIN	Name	Building Block	Weight
LU2747617095	Exane Funds 1 Exane Overdrive M	Equity Hedge	10.21%
LU1896773915	ARTEMIS FDS (LUX) US EXTENDED ALPHA B AC	Equity Hedge	6.82%
LU1842777275	AQR Sust Delphi LS Eq IAE1F	Equity Hedge	10.25%
LU1382784764	BSF GLBL EVNT DRVN I2 EUR HGD	Event Driven	9.29%
LU0438336264	BSF FIXED INCOME STRAT A2 EUR	Relative Value	16.15%
IE00BKPLQQ52	LZRD RTMRE ALTTV S ACC EUR HGD	Relative Value	7.25%
IE00B8BS6228	AM TIEDEMANN ARB STR FD-I EUR VL	Event Driven	16.87%
IE00B59P9M57	GAM ST GL RAT EUR-ACC	Macro/CTA	7.32%
IE00B3Q12S92	ASPECT DIVERSIFIED TRENDS C EUR	Macro/CTA	12.47%
IE000UJHP3M6	ENHANCED EURO GOVERNMENT BOND FAM FD	Relative Value	2.43%
Cash	Cash	Cash	0.94%
<b>Total</b>			<b>100.00%</b>

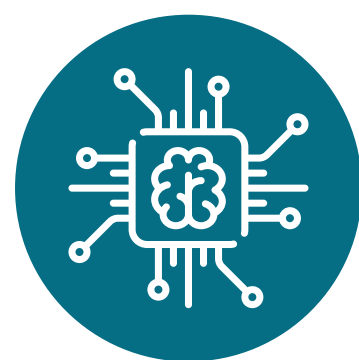


# FAM MegaTrends


I MegaTrends stanno rivoluzionando il mondo

I Megatrends sono rilevanti fattori socio-economici, ambientali e tecnologici che rispecchiano il mutare del nostro stile di vita.

I Megatrends sono interconnessi e pertanto le attività intrinseche di uno dei Megatrend ha spesso un impatto sugli altri.



TECNOLOGIA &  
INNOVAZIONE



DEMOGRAFIA



SOSTENIBILITÀ



URBANIZZAZIONE

**FAM MegaTrends è un prodotto multitematico sempre attivo nelle strategie e nella selezione delle tematiche di investimento da parte dei gestori FAM.**

FAM seleziona i migliori gestori che si occupano delle tematiche selezionate, attraverso l'elaborazione di soluzioni aggregate finalizzate a valorizzare gli aspetti positivi del fondo di fondi e mitigare gli aspetti negativi. Il processo di investimento è focalizzato a un ritorno stabile nel medio-lungo periodo.

## LE NOSTRE TEMATICHE



# Composizione dei portafogli

FAM MegaTrends > Composizione dei portafogli

## BREAKDOWN PER BUILDING BLOCK\*

Asset Class	FAM MegaTrends
Sustainability MegaTrend	36.56%
Technology & Innovation MegaTrend	25.42%
Demographics MegaTrend	21.33%
Urbanisation MegaTrend	16.49%
Cash	0.20%
<b>Total</b>	<b>100.00%</b>

## BREAKDOWN GEOGRAFICO\*

Asset Class	FAM MegaTrends
Equity	7.98%
Europe	0.20%
Global	91.82%
<b>Total</b>	<b>100.00%</b>

# Composizione dei portafogli

FAM MegaTrends > Composizione dei portafogli

FAM MEGATRENDS*				
ISIN	Name	Building Block	Weight	
IE00BN721G28	BLUESTAR GLOBAL LOGISTICS IDX FAM I ACC	Urbanisation MegaTrend	0.36%	
IE00BKSBHG96	FIDELITY SUST WATER AND WASTE FAM I ACC	Sustainability MegaTrend	7.86%	
IE000YXUZAN8	FAM MARKETVECTOR BIOPR TECHTO ESG ETF J	Demographics MegaTrend	2.17%	
IE000VYO9NT0	Fineco AM MSCI ACWI IMI Cyber Sec A Acc	Technology & Innovation MegaTrend	0.52%	
IE000VDP6OY8	Fineco AM MSCI Wld Fincls ESG Ldrs A Acc	Sustainability MegaTrend	0.53%	
IE000VAKCHT4	FAM MARKETVECTOR GL CL EN TR ESG ETF J	Sustainability MegaTrend	1.69%	
IE000SACNHU2	Fineco AM MSCI Wld IT ESG Ldrs Cpd A Acc	Sustainability MegaTrend	0.49%	
IE000OWIP9A8	GLOBAL LISTED INFRASTRUCTURE FAM J ACC	Urbanisation MegaTrend	16.13%	
IE000MOZM5U8	GLOBAL SUSTAIN PARIS ALIGNED FAM J ACC	Sustainability MegaTrend	15.45%	
IE000LYBG499	GLOBAL DISRUPTIVE OPPORTUNITY FAM J ACC	Technology & Innovation MegaTrend	9.85%	
IE000JQDG2I7	CHANGING LIFESTYLES FAM J ACC	Demographics MegaTrend	10.05%	
IE000J8VOMQ9	FAM MARKETVECTOR ARTIF INTEL ESG ETF J	Technology & Innovation MegaTrend	2.07%	
IE000J261N27	MEDTECH FAM J ACC	Demographics MegaTrend	9.11%	
IE000IAQV6Z7	GLOBAL STARS EQUITY FAM J ACC	Sustainability MegaTrend	10.53%	
IE000HA0OM03	FAM MARKETVECTOR GLB MET E-GA ESG ETF J	Technology & Innovation MegaTrend	2.05%	
IE000FRXGSF1	SUSTAIN FUTURE CONNECTIVITY FAM J ACC	Technology & Innovation MegaTrend	10.46%	
IE000C87OS21	Fineco AM MSCI Wld Semiconductors Acc	Technology & Innovation MegaTrend	0.47%	
Cash	Cash	Cash	0.20%	
<b>Total</b>			<b>100.00%</b>	

# FAM Evolution Target

Doppi vantaggi e un solo obiettivo: valorizzare i tuoi investimenti

FAM Evolution Target nasce dall'esigenza di fornire un servizio di Asset Allocation semplice e personalizzato.

**FAM Evolution Target ti garantisce un doppio vantaggio: entri gradualmente sul mercato e preservi il potere d'acquisto della tua liquidità.**



È una soluzione d'investimento che ti guida attraverso un'esposizione graduale al mercato azionario e obbligazionario, riduce i rischi di market timing ovvero di ingresso ai mercati nel momento meno opportuno e permette di valorizzare subito la tua liquidità.

# Composizione dei portafogli

FAM Evolution Target > Composizione dei portafogli

## BREAKDOWN BUILDING BLOCK\*

Building Block	FAM MEGATRENDS TARGET	FAM MEGATRENDS TARGET 2022	FAM MEGATRENDS TARGET 2025	FAM MEGATRENDS TARGET 2026	FAM MEGATRENDS TARGET BOOST	FAM MEGATRENDS TARGET JANUARY 2025	FAM MEGATRENDS TARGET OCTOBER 2024	FAM SUSTAINABLE TARGET 2022	FAM SUSTAINABLE TARGET BOOST
Urbanisation MegaTrend	8.67%	8.67%	7.20%	6.14%	7.53%	8.00%	8.46%		
Total	50.00%	50.00%	50.00%	50.00%	50.00%	50.00%	50.00%	50.00%	50.00%
Thematic								13.68%	12.49%
Technology & Innovation MegaTrend	12.04%	12.02%	9.96%	8.51%	10.43%	11.08%	11.72%		
Target Fixed Income			8.42%	14.57%	6.53%	3.81%	1.38%		
Sustainability MegaTrend	18.46%	18.50%	15.35%	13.09%	16.06%	17.06%	18.04%		
Regional								20.03%	18.99%
Global								16.10%	13.60%
Equity: North America									1.37%
Equity: Developed									3.32%
Demographics MegaTrend	10.64%	10.59%	8.82%	7.53%	9.21%	9.82%	10.38%		
Cash	0.20%	0.23%	0.24%	0.15%	0.23%	0.23%	0.02%	0.20%	0.22%
<b>Total</b>	<b>100.00%</b>	<b>100.00%</b>	<b>100.00%</b>	<b>100.00%</b>	<b>100.00%</b>	<b>100.00%</b>	<b>100.00%</b>	<b>100.00%</b>	<b>100.00%</b>

# Composizione dei portafogli

FAM Evolution Target > Composizione dei portafogli

BREAKDOWN BUILDING BLOCK*									
Building Block	FAM MEGATRENDS TARGET 2022 II	FAM SUSTAINABLE TARGET 2022 II	FAM MEGATRENDS TARGET 2025 II	FAM MEGATRENDS TARGET 2022 III	FAM MEGATRENDS TARGET 2025 III	FAM SUSTAINABLE TARGET 2022 III	FAM MEGATRENDS TARGET 2023	FAM MEGATRENDS TARGET 2026	FAM SUSTAINABLE TARGET 2023
Urbanisation MegaTrend	8.70%		6.75%	8.66%	6.45%		8.71%	6.14%	
Total	50.00%	50.00%	50.00%	50.00%	50.00%	50.00%	50.00%	50.00%	50.00%
Thematic		13.53%				12.34%			12.30%
Technology & Innovation MegaTrend	12.04%		9.35%	12.01%	8.93%		12.11%	8.51%	
Target Fixed Income			11.09%		12.67%			14.57%	
Sustainability MegaTrend	18.53%		14.42%	18.46%	13.79%		18.45%	13.09%	
Regional		20.12%				18.85%			18.89%
Global		16.11%				13.65%			13.67%
Equity: North America						1.40%			1.40%
Equity: Developed						3.52%			3.49%
Demographics MegaTrend	10.62%		8.29%	10.64%	7.94%		10.68%	7.53%	
Cash	0.10%	0.24%	0.09%	0.22%	0.22%	0.24%	0.06%	0.15%	0.25%
<b>Total</b>	<b>100.00%</b>	<b>100.00%</b>	<b>100.00%</b>	<b>100.00%</b>	<b>100.00%</b>	<b>100.00%</b>	<b>100.00%</b>	<b>100.00%</b>	<b>100.00%</b>

2/5

# Composizione dei portafogli

FAM Evolution Target > Composizione dei portafogli

## BREAKDOWN BUILDING BLOCK\*

Building Block	FAM MEGATRENDS TARGET 2023 II	FAM MEGATRENDS TARGET 2026 II	FAM SUSTAINABLE TARGET 2023 II	FAM SUSTAINABLE TARGET 2026	FAM MEGATRENDS TARGET 2023 III	FAM MEGATRENDS TARGET 2026 III	FAM SUSTAINABLE TARGET 2023 III	FAM SUSTAINABLE TARGET 2026 II	FAM EMERGING MARKETS TARGET 2023	FAM MEGATRENDS TARGET 2023 IV
Urbanisation MegaTrend	8.52%	5.84%			8.67%	5.41%				8.66%
Total	50.00%	50.00%	50.00%	50.00%	50.00%	50.00%	50.00%	50.00%	50.00%	50.00%
Thematic			12.44%	8.38%				12.19%	7.78%	
Technology & Innovation MegaTrend	12.19%	8.05%			11.99%	7.46%				12.04%
Target Fixed Income		16.45%		16.51%		18.79%		18.71%		
Sustainability MegaTrend	18.35%	12.40%			18.50%	11.50%				18.44%
Regional			18.80%	12.46%			18.91%	11.89%		
Global			13.65%	9.13%			13.73%	8.42%		
Equity: North America			1.40%	0.94%			1.40%	0.82%		
Equity: EM									48.01%	
Equity: Developed			3.48%	2.32%			3.52%	2.16%		
Equity: China									1.83%	
Demographics MegaTrend	10.68%	7.14%			10.62%	6.59%				10.62%
Cash	0.25%	0.11%	0.23%	0.26%	0.23%	0.24%	0.25%	0.23%	0.16%	0.25%
<b>Total</b>	<b>100.00%</b>	<b>100.00%</b>	<b>100.00%</b>	<b>100.00%</b>	<b>100.00%</b>	<b>100.00%</b>	<b>100.00%</b>	<b>100.00%</b>	<b>100.00%</b>	<b>100.00%</b>

3/5

# Composizione dei portafogli

FAM Evolution Target > Composizione dei portafogli

## BREAKDOWN BUILDING BLOCK\*

Building Block	FAM SUSTAINABLE TARGET 2023 IV	FAM MEGATRENDS TARGET 2023 II	FAM MEGATRENDS TARGET 2023 V	FAM SUSTAINABLE TARGET 2023 V	FAM ADVISORY 9 TARGET 2024	FINECO AM MEGATRENDS TARGET 2027	FAM EM TARGET 2027 I	FINECO AM ADVISORY 6 TARGET
Urbanisation MegaTrend		8.52%	8.68%			4.00%		
Total	50.00%	50.00%	50.00%	50.00%	50.00%	50.00%	50.00%	50.00%
Thematic	12.44%			12.25%				
Technology & Innovation MegaTrend		12.19%	12.07%			5.52%		
Target Fixed Income						26.90%	29.81%	
Sustainability MegaTrend		18.35%	18.44%			8.51%		
Regional	18.77%			18.96%				
Global	13.67%			13.76%				
Fixed Income: US HY								2.05%
Fixed Income: US Corp								1.02%
Fixed Income: Euro Inflation Linked								2.02%
Fixed Income: Euro HY								1.01%
Fixed Income: Euro Corp								6.09%
Fixed Income: Euro Agg								17.86%
Equity: Pacific						1.21%		0.48%
Equity: North America	1.42%			1.38%	33.04%			13.20%
Equity: Japan					2.94%			1.05%
Equity: European					7.51%			3.04%
Equity: EM					4.96%		18.84%	2.04%
Equity: Developed	3.48%			3.44%				
Equity: China							0.70%	
Demographics MegaTrend		10.68%	10.62%			4.91%		
Cash	0.22%	0.25%	0.19%	0.22%	0.33%	0.16%	0.65%	0.15%
<b>Total</b>	<b>100.00%</b>	<b>100.00%</b>	<b>100.00%</b>	<b>100.00%</b>	<b>100.00%</b>	<b>100.00%</b>	<b>100.00%</b>	<b>100.00%</b>

4/5



# Composizione dei portafogli

FAM Evolution Target > Composizione dei portafogli

## BREAKDOWN BUILDING BLOCK\*

Building Block	FINECO AM ADVISORY 6 TARGET 2022	FINECO AM ADVISORY 6 TARGET 2022 II	FINECO AM ADVISORY 6 TARGET 2022 III	FINECO AM ADVISORY 6 TARGET 2023	FINECO AM ADVISORY 6 TARGET BOOST	FINECO AM ADVISORY 6 TARGET JANUARY 2025	FINECO AM ADVISORY 6 TARGET OCTOBER 2024	FINECO AM ADVISORY 9 TARGET	FINECO AM ADVISORY 9 TARGET OCT 2024	FAM PASSIVE UNDERLYINGS TARGET 2026
Total	50.00%	50.00%	50.00%	50.00%	50.00%	50.00%	50.00%	50.00%	50.00%	50.00%
Target Fixed Income					6.89%	4.05%	1.61%		1.54%	
Optimal Liquidity										27.48%
Fixed Income: US HY	2.07%	2.03%	2.07%	2.04%	1.75%	1.87%	1.97%			
Fixed Income: US Corp	1.01%	1.02%	1.02%	1.01%	0.86%	0.94%	0.98%			0.32%
Fixed Income: Euro Inflation Linked	2.04%	1.99%	2.04%	2.04%	1.72%	1.83%	1.96%			0.91%
Fixed Income: Euro HY	1.02%	1.02%	1.02%	1.01%	0.86%	0.94%	0.98%			
Fixed Income: Euro Govies										1.00%
Fixed Income: Euro Corp	6.09%	6.10%	6.05%	6.11%	5.24%	5.56%	5.92%			0.92%
Fixed Income: Euro Agg	17.89%	17.77%	17.71%	17.90%	15.30%	16.32%	17.28%			
Equity: Pacific	0.48%	0.48%	0.51%	0.49%	0.44%	0.49%	0.47%	1.21%	1.17%	0.28%
Equity: North America	13.14%	13.17%	13.16%	13.18%	11.32%	12.09%	12.74%	33.23%	31.98%	7.46%
Equity: Japan	1.08%	1.09%	1.08%	1.08%	0.94%	1.02%	1.04%	2.78%	2.82%	0.63%
Equity: European	3.05%	3.07%	3.05%	3.05%	2.61%	2.79%	2.94%	7.56%	7.42%	1.77%
Equity: EM	1.98%	1.97%	1.97%	1.98%	1.70%	1.85%	1.91%	5.01%	4.87%	1.89%
Equity: Developed										6.76%
Cash	0.16%	0.29%	0.32%	0.11%	0.39%	0.25%	0.20%	0.21%	0.21%	0.58%
<b>Total</b>	<b>100.00%</b>	<b>100.00%</b>	<b>100.00%</b>	<b>100.00%</b>	<b>100.00%</b>	<b>100.00%</b>	<b>100.00%</b>	<b>100.00%</b>	<b>100.00%</b>	<b>100.00%</b>

5/5

# Composizione dei portafogli

FAM Evolution Target > Composizione dei portafogli

FAM ADVISORY 6 TARGET*			
ISIN	Name	Building Block	Weight
IE00BK9Z5007	FINECO AM SMART FACTORS EUROPE L ACC	Equity: European	3.76%
IE00BK5TXP77	FINECO AM SMART FACTORS US L ACC	Equity: North America	7.09%
IE00BH42ZV61	S&P 500 INDEX FAM I ACC	Equity: North America	7.17%
IE00BH42ZS33	FAM MSCI AC ASIA PAC EX JP IDX FAM I ACC	Equity: Pacific	0.97%
IE00BH42ZR26	STOXX EUROPE 600 INDEX FAM I ACC	Equity: European	2.33%
IE00BFX6W79	SCHRODER EURO BOND FAM I ACC	Fixed Income: Euro Agg	4.72%
IE00BFX6168	FIDELITY EURO BOND FAM I ACC	Fixed Income: Euro Agg	4.79%
IE00BFX3Z95	EURO CORPORATE FIXED INCOME FAM FUND	Fixed Income: Euro Corp	10.95%
IE00BFX2308	M&G NORTH AMERICAN VALUE FAM I ACC	Equity: North America	2.72%
IE00BDRNWM87	FINECO AM INVEST GRADE EURO AGG BD I ACC	Fixed Income: Euro Agg	7.56%
IE000YA6LDR0	FINECO AM BBG EUR TRSY 3-5Y IDX I ACC	Fixed Income: Euro Agg	3.02%
IE000WMJVNE9	Fineco AM MSCI USD IG SRI Corp Bd A Acc	Fixed Income: US Corp	2.04%
IE000UJHP3M6	ENHANCED EURO GOVERNMENT BOND FAM FD	Fixed Income: Euro Agg	0.76%
IE000QCDDND5	FAM MARKETVECTOR JAP QUAL TIL ESG ETF	Equity: Japan	2.10%
IE000O2G7VL0	Fineco AM MSCI Eur HY SRI Corp Bd A Acc	Fixed Income: Euro HY	2.02%
IE000NPK2VI6	Fineco AM MSCI Eur IG SRI Corp Bd A Acc	Fixed Income: Euro Corp	1.22%
IE000KTT4OS6	NORTH AMERICAN STARS EQUITY FAM I ACC	Equity: North America	7.93%
IE000K46SYJ5	FINECO AM BBG EUR TRSY 10+Y IDX I ACC	Fixed Income: Euro Agg	5.62%
IE000IXR7ZI6	FINECO AM EUR INFL LK GOV BD I ACC	Fixed Income: Euro Inflation Linked	1.61%
IE000H51NDZ2	FINECO AM BBG EUR TRSY 7-10Y IDX I ACC	Fixed Income: Euro Agg	3.02%
IE000G4UOZE1	EMERGING MARKETS EQUITY FAM FUND	Equity: EM	4.08%
IE000FN7TDB3	FINECO AM BBG EUR GOV INFL BD IDX I ACC	Fixed Income: Euro Inflation Linked	2.42%
IE000BPP5H19	ENHANCED US EQUITY FAM FUND	Equity: North America	1.49%
IE0006KZ17G4	FINECO AM BBG EUR TRSY 1-3Y IDX I ACC	Fixed Income: Euro Agg	3.55%
IE0002TC5V76	FINECO AM BBG EUR TRSY 5-7Y IDX I ACC	Fixed Income: Euro Agg	2.67%
IE0000JVOLK2	Fineco AM MSCI USD HY SRI Corp Bd A Acc	Fixed Income: US HY	4.10%
Cash	Cash	Cash	0.29%
<b>Total</b>			<b>100.00%</b>

# Composizione dei portafogli

FAM Evolution Target > Composizione dei portafogli

## FAM ADVISORY 6 TARGET OCTOBER 2024\*

ISIN	Name	Building Block	Weight
LU2459465386	SUSTAINABLE ENHANCED BD 12M FIN AM FD I	Target Fixed Income	0.36%
LU2459464819	ENHANCED BOND 6M FINECO AM FUND I	Target Fixed Income	0.32%
LU2459464066	BOND 6M FINECO AM FUND I	Target Fixed Income	0.13%
IE00BK9Z5007	FINECO AM SMART FACTORS EUROPE L ACC	Equity: European	3.62%
IE00BK5TXP77	FINECO AM SMART FACTORS US L ACC	Equity: North America	6.84%
IE00BH42ZV61	S&P 500 INDEX FAM I ACC	Equity: North America	6.92%
IE00BH42ZS33	FAM MSCI AC ASIA PAC EX JP IDX FAM I ACC	Equity: Pacific	0.93%
IE00BH42ZR26	STOXX EUROPE 600 INDEX FAM I ACC	Equity: European	2.26%
IE00BFX6W79	SCHRODER EURO BOND FAM I ACC	Fixed Income: Euro Agg	4.59%
IE00BFX6W79	SCHRODER EURO BOND FAM I ACC	Target Fixed Income	0.49%
IE00BFX6507	FIDELITY EURO SHORT TERM BOND FAM I ACC	Target Fixed Income	0.36%
IE00BFX6168	FIDELITY EURO BOND FAM I ACC	Fixed Income: Euro Agg	4.59%
IE00BFX4346	EURO SHORT DURATION BOND FAM I ACC	Target Fixed Income	0.39%
IE00BFX3Z95	EURO CORPORATE FIXED INCOME FAM FUND	Fixed Income: Euro Corp	10.65%
IE00BFX3V57	EURO BOND FAM I ACC	Target Fixed Income	0.52%
IE00BFX2308	M&G NORTH AMERICAN VALUE FAM I ACC	Equity: North America	2.63%
IE00BDRNWM87	FINECO AM INVEST GRADE EURO AGG BD I ACC	Fixed Income: Euro Agg	7.35%
IE000ZMR1DA5	ULTRA SHORT TERM BOND SRI FAM I ACC	Target Fixed Income	0.32%
IE000YA6LDR0	FINECO AM BBG EUR TRSY 3-5Y IDX I ACC	Fixed Income: Euro Agg	2.93%
IE000WMJVNE9	Fineco AM MSCI USD IG SRI Corp Bd A Acc	Fixed Income: US Corp	1.96%
IE000UJHP3M6	ENHANCED EURO GOVERNMENT BOND FAM FD	Fixed Income: Euro Agg	0.72%
IE000QGTAYZ8	ENHANCED ULTRA SHRT TRM BD SRI FAM I ACC	Target Fixed Income	0.32%
IE000QCDDND5	FAM MARKETVECTOR JAP QUAL TIL ESG ETF	Equity: Japan	2.08%
IE000O2G7VL0	Fineco AM MSCI Eur HY SRI Corp Bd A Acc	Fixed Income: Euro HY	1.96%
IE000NPK2VI6	Fineco AM MSCI Eur IG SRI Corp Bd A Acc	Fixed Income: Euro Corp	1.19%
IE000KTT4OS6	NORTH AMERICAN STARS EQUITY FAM I ACC	Equity: North America	7.66%
IE000K46SYJ5	FINECO AM BBG EUR TRSY 10+Y IDX I ACC	Fixed Income: Euro Agg	5.40%
IE000IXR7ZI6	FINECO AM EUR INFL LK GOV BD I ACC	Fixed Income: Euro Inflation Linked	1.57%
IE000H51NDZ2	FINECO AM BBG EUR TRSY 7-10Y IDX I ACC	Fixed Income: Euro Agg	2.95%
IE000G4UOZE1	EMERGING MARKETS EQUITY FAM FUND	Equity: EM	3.81%
IE000FN7TDB3	FINECO AM BBG EUR GOV INFL BD IDX I ACC	Fixed Income: Euro Inflation Linked	2.36%
IE000BPP5H19	ENHANCED US EQUITY FAM FUND	Equity: North America	1.44%
IE0006KZ17G4	FINECO AM BBG EUR TRSY 1-3Y IDX I ACC	Fixed Income: Euro Agg	3.43%
IE0002TC5V76	FINECO AM BBG EUR TRSY 5-7Y IDX I ACC	Fixed Income: Euro Agg	2.59%
IE0000JVOLK2	Fineco AM MSCI USD HY SRI Corp Bd A Acc	Fixed Income: US HY	3.95%
Cash	Cash	Cash	0.41%
<b>Total</b>			<b>100.00%</b>

# Composizione dei portafogli

FAM Evolution Target > Composizione dei portafogli

## FAM ADVISORY 6 TARGET JANUARY 2025\*

ISIN	Name	Building Block	Weight
LU2459465386	SUSTAINABLE ENHANCED BD 12M FIN AM FD I	Target Fixed Income	0.88%
LU2459464819	ENHANCED BOND 6M FINECO AM FUND I	Target Fixed Income	0.80%
LU2459464066	BOND 6M FINECO AM FUND I	Target Fixed Income	0.40%
IE00BK9Z5007	FINECO AM SMART FACTORS EUROPE L ACC	Equity: European	3.47%
IE00BK5TXP77	FINECO AM SMART FACTORS US L ACC	Equity: North America	6.45%
IE00BH42ZV61	S&P 500 INDEX FAM I ACC	Equity: North America	6.52%
IE00BH42ZS33	FAM MSCI AC ASIA PAC EX JP IDX FAM I ACC	Equity: Pacific	0.98%
IE00BH42ZR26	STOXX EUROPE 600 INDEX FAM I ACC	Equity: European	2.11%
IE00BFX6W79	SCHRODER EURO BOND FAM I ACC	Fixed Income: Euro Agg	4.33%
IE00BFX6W79	SCHRODER EURO BOND FAM I ACC	Target Fixed Income	1.32%
IE00BFX6507	FIDELITY EURO SHORT TERM BOND FAM I ACC	Target Fixed Income	0.88%
IE00BFX6168	FIDELITY EURO BOND FAM I ACC	Fixed Income: Euro Agg	4.35%
IE00BFX4346	EURO SHORT DURATION BOND FAM I ACC	Target Fixed Income	0.96%
IE00BFX3Z95	EURO CORPORATE FIXED INCOME FAM FUND	Fixed Income: Euro Corp	10.01%
IE00BFX3V57	EURO BOND FAM I ACC	Target Fixed Income	1.29%
IE00BFX2308	M&G NORTH AMERICAN VALUE FAM I ACC	Equity: North America	2.56%
IE00BDRNWM87	FINECO AM INVEST GRADE EURO AGG BD I ACC	Fixed Income: Euro Agg	6.93%
IE000ZMR1DA5	ULTRA SHORT TERM BOND SRI FAM I ACC	Target Fixed Income	0.80%
IE000YA6LDR0	FINECO AM BBG EUR TRSY 3-5Y IDX I ACC	Fixed Income: Euro Agg	2.76%
IE000WMJVNE9	Fineco AM MSCI USD IG SRI Corp Bd A Acc	Fixed Income: US Corp	1.88%
IE000UJHP3M6	ENHANCED EURO GOVERNMENT BOND FAM FD	Fixed Income: Euro Agg	0.67%
IE000QGTAYZ8	ENHANCED ULTRA SHRT TRM BD SRI FAM I ACC	Target Fixed Income	0.80%
IE000QCDDND5	FAM MARKETVECTOR JAP QUAL TIL ESG ETF	Equity: Japan	2.04%
IE000O2G7VL0	Fineco AM MSCI Eur HY SRI Corp Bd A Acc	Fixed Income: Euro HY	1.88%
IE000NPK2VI6	Fineco AM MSCI Eur IG SRI Corp Bd A Acc	Fixed Income: Euro Corp	1.11%
IE000KTT4OS6	NORTH AMERICAN STARS EQUITY FAM I ACC	Equity: North America	7.20%
IE000K46SYJ5	FINECO AM BBG EUR TRSY 10+Y IDX I ACC	Fixed Income: Euro Agg	5.11%
IE000IXR7ZI6	FINECO AM EUR INFL LK GOV BD I ACC	Fixed Income: Euro Inflation Linked	1.47%
IE000H51NDZ2	FINECO AM BBG EUR TRSY 7-10Y IDX I ACC	Fixed Income: Euro Agg	2.78%
IE000G4UOZE1	EMERGING MARKETS EQUITY FAM FUND	Equity: EM	3.71%
IE000FN7TDB3	FINECO AM BBG EUR GOV INFL BD IDX I ACC	Fixed Income: Euro Inflation Linked	2.20%
IE000BPP5H19	ENHANCED US EQUITY FAM FUND	Equity: North America	1.46%
IE0006KZ17G4	FINECO AM BBG EUR TRSY 1-3Y IDX I ACC	Fixed Income: Euro Agg	3.25%
IE0002TC5V76	FINECO AM BBG EUR TRSY 5-7Y IDX I ACC	Fixed Income: Euro Agg	2.45%
IE0000JVOLK2	Fineco AM MSCI USD HY SRI Corp Bd A Acc	Fixed Income: US HY	3.73%
Cash	Cash	Cash	0.50%
<b>Total</b>			<b>100.00%</b>

# Composizione dei portafogli

FAM Evolution Target > Composizione dei portafogli

## FAM ADVISORY 6 TARGET 2022\*

ISIN	Name	Building Block	Weight
IE00BK9Z5007	FINECO AM SMART FACTORS EUROPE L ACC	Equity: European	3.75%
IE00BK5TXP77	FINECO AM SMART FACTORS US L ACC	Equity: North America	7.05%
IE00BH42ZV61	S&P 500 INDEX FAM I ACC	Equity: North America	7.13%
IE00BH42ZS33	FAM MSCI AC ASIA PAC EX JP IDX FAM I ACC	Equity: Pacific	0.96%
IE00BH42ZR26	STOXX EUROPE 600 INDEX FAM I ACC	Equity: European	2.34%
IE00BFX6W79	SCHRODER EURO BOND FAM I ACC	Fixed Income: Euro Agg	4.72%
IE00BFX6168	FIDELITY EURO BOND FAM I ACC	Fixed Income: Euro Agg	4.77%
IE00BFX3Z95	EURO CORPORATE FIXED INCOME FAM FUND	Fixed Income: Euro Corp	10.94%
IE00BFX2308	M&G NORTH AMERICAN VALUE FAM I ACC	Equity: North America	2.73%
IE00BDRNWM87	FINECO AM INVEST GRADE EURO AGG BD I ACC	Fixed Income: Euro Agg	7.62%
IE000YA6LDR0	FINECO AM BBG EUR TRSY 3-5Y IDX I ACC	Fixed Income: Euro Agg	3.03%
IE000WMJVNE9	Fineco AM MSCI USD IG SRI Corp Bd A Acc	Fixed Income: US Corp	2.03%
IE000UJHP3M6	ENHANCED EURO GOVERNMENT BOND FAM FD	Fixed Income: Euro Agg	0.75%
IE000QCDDND5	FAM MARKETVECTOR JAP QUAL TIL ESG ETF	Equity: Japan	2.16%
IE000O2G7VL0	Fineco AM MSCI Eur HY SRI Corp Bd A Acc	Fixed Income: Euro HY	2.03%
IE000NPK2VI6	Fineco AM MSCI Eur IG SRI Corp Bd A Acc	Fixed Income: Euro Corp	1.23%
IE000KTT4OS6	NORTH AMERICAN STARS EQUITY FAM I ACC	Equity: North America	7.89%
IE000K46SYJ5	FINECO AM BBG EUR TRSY 10+Y IDX I ACC	Fixed Income: Euro Agg	5.60%
IE000IXR7ZI6	FINECO AM EUR INFL LK GOV BD I ACC	Fixed Income: Euro Inflation Linked	1.63%
IE000H51NDZ2	FINECO AM BBG EUR TRSY 7-10Y IDX I ACC	Fixed Income: Euro Agg	3.05%
IE000G4UOZE1	EMERGING MARKETS EQUITY FAM FUND	Equity: EM	3.95%
IE000FN7TDB3	FINECO AM BBG EUR GOV INFL BD IDX I ACC	Fixed Income: Euro Inflation Linked	2.44%
IE000BPP5H19	ENHANCED US EQUITY FAM FUND	Equity: North America	1.49%
IE0006KZ17G4	FINECO AM BBG EUR TRSY 1-3Y IDX I ACC	Fixed Income: Euro Agg	3.56%
IE0002TC5V76	FINECO AM BBG EUR TRSY 5-7Y IDX I ACC	Fixed Income: Euro Agg	2.69%
IE0000JVOLK2	Fineco AM MSCI USD HY SRI Corp Bd A Acc	Fixed Income: US HY	4.14%
Cash	Cash	Cash	0.33%
<b>Total</b>			<b>100.00%</b>

# Composizione dei portafogli

FAM Evolution Target > Composizione dei portafogli

## FAM ADVISORY 6 TARGET BOOST\*

ISIN	Name	Building Block	Weight
LU2459465386	SUSTAINABLE ENHANCED BD 12M FIN AM FD I	Target Fixed Income	1.51%
LU2459464819	ENHANCED BOND 6M FINECO AM FUND I	Target Fixed Income	1.37%
LU2459464066	BOND 6M FINECO AM FUND I	Target Fixed Income	0.68%
IE00BK9Z5007	FINECO AM SMART FACTORS EUROPE L ACC	Equity: European	3.18%
IE00BK5TXP77	FINECO AM SMART FACTORS US L ACC	Equity: North America	6.12%
IE00BH42ZV61	S&P 500 INDEX FAM I ACC	Equity: North America	6.18%
IE00BH42ZS33	FAM MSCI AC ASIA PAC EX JP IDX FAM I ACC	Equity: Pacific	0.88%
IE00BH42ZR26	STOXX EUROPE 600 INDEX FAM I ACC	Equity: European	2.03%
IE00BFX6W79	SCHRODER EURO BOND FAM I ACC	Fixed Income: Euro Agg	4.08%
IE00BFX6W79	SCHRODER EURO BOND FAM I ACC	Target Fixed Income	2.09%
IE00BFX6507	FIDELITY EURO SHORT TERM BOND FAM I ACC	Target Fixed Income	1.51%
IE00BFX6168	FIDELITY EURO BOND FAM I ACC	Fixed Income: Euro Agg	4.10%
IE00BFX4346	EURO SHORT DURATION BOND FAM I ACC	Target Fixed Income	1.65%
IE00BFX3Z95	EURO CORPORATE FIXED INCOME FAM FUND	Fixed Income: Euro Corp	9.43%
IE00BFX3V57	EURO BOND FAM I ACC	Target Fixed Income	2.23%
IE00BFX2308	M&G NORTH AMERICAN VALUE FAM I ACC	Equity: North America	2.30%
IE00BDRNWM87	FINECO AM INVEST GRADE EURO AGG BD I ACC	Fixed Income: Euro Agg	6.53%
IE000ZMR1DA5	ULTRA SHORT TERM BOND SRI FAM I ACC	Target Fixed Income	1.37%
IE000YA6LDR0	FINECO AM BBG EUR TRSY 3-5Y IDX I ACC	Fixed Income: Euro Agg	2.57%
IE000WMJVNE9	Fineco AM MSCI USD IG SRI Corp Bd A Acc	Fixed Income: US Corp	1.72%
IE000UJHP3M6	ENHANCED EURO GOVERNMENT BOND FAM FD	Fixed Income: Euro Agg	0.63%
IE000QGTAYZ8	ENHANCED ULTRA SHRT TRM BD SRI FAM I ACC	Target Fixed Income	1.37%
IE000QCDDND5	FAM MARKETVECTOR JAP QUAL TIL ESG ETF	Equity: Japan	1.88%
IE000O2G7VL0	Fineco AM MSCI Eur HY SRI Corp Bd A Acc	Fixed Income: Euro HY	1.71%
IE000NPK2VI6	Fineco AM MSCI Eur IG SRI Corp Bd A Acc	Fixed Income: Euro Corp	1.04%
IE000KTT4OS6	NORTH AMERICAN STARS EQUITY FAM I ACC	Equity: North America	6.78%
IE000K46SYJ5	FINECO AM BBG EUR TRSY 10+Y IDX I ACC	Fixed Income: Euro Agg	4.82%
IE000IXR7ZI6	FINECO AM EUR INFL LK GOV BD I ACC	Fixed Income: Euro Inflation Linked	1.38%
IE000H51NDZ2	FINECO AM BBG EUR TRSY 7-10Y IDX I ACC	Fixed Income: Euro Agg	2.59%
IE000G4UOZE1	EMERGING MARKETS EQUITY FAM FUND	Equity: EM	3.39%
IE000FN7TDB3	FINECO AM BBG EUR GOV INFL BD IDX I ACC	Fixed Income: Euro Inflation Linked	2.07%
IE000BPP5H19	ENHANCED US EQUITY FAM FUND	Equity: North America	1.26%
IE0006KZ17G4	FINECO AM BBG EUR TRSY 1-3Y IDX I ACC	Fixed Income: Euro Agg	3.01%
IE0002TC5V76	FINECO AM BBG EUR TRSY 5-7Y IDX I ACC	Fixed Income: Euro Agg	2.28%
IE0000JVOLK2	Fineco AM MSCI USD HY SRI Corp Bd A Acc	Fixed Income: US HY	3.49%
Cash	Cash	Cash	0.78%
<b>Total</b>			<b>100.00%</b>

# Composizione dei portafogli

FAM Evolution Target > Composizione dei portafogli

FAM ADVISORY 6 TARGET 2022 II				
ISIN	Name	Building Block	Weight	
IE00BK9Z5007	FINECO AM SMART FACTORS EUROPE L ACC	Equity: European	3.79%	
IE00BK5TXP77	FINECO AM SMART FACTORS US L ACC	Equity: North America	7.11%	
IE00BH42ZV61	S&P 500 INDEX FAM I ACC	Equity: North America	7.19%	
IE00BH42ZS33	FAM MSCI AC ASIA PAC EX JP IDX FAM I ACC	Equity: Pacific	0.96%	
IE00BH42ZR26	STOXX EUROPE 600 INDEX FAM I ACC	Equity: European	2.36%	
IE00BFXY6W79	SCHRODER EURO BOND FAM I ACC	Fixed Income: Euro Agg	4.65%	
IE00BFXY6168	FIDELITY EURO BOND FAM I ACC	Fixed Income: Euro Agg	4.79%	
IE00BFXY3Z95	EURO CORPORATE FIXED INCOME FAM FUND	Fixed Income: Euro Corp	10.96%	
IE00BFXY2308	M&G NORTH AMERICAN VALUE FAM I ACC	Equity: North America	2.67%	
IE00BDRNWM87	FINECO AM INVEST GRADE EURO AGG BD I ACC	Fixed Income: Euro Agg	7.49%	
IE000YA6LDR0	FINECO AM BBG EUR TRSY 3-5Y IDX I ACC	Fixed Income: Euro Agg	3.06%	
IE000WMJVNE9	Fineco AM MSCI USD IG SRI Corp Bd A Acc	Fixed Income: US Corp	2.05%	
IE000UJHP3M6	ENHANCED EURO GOVERNMENT BOND FAM FD	Fixed Income: Euro Agg	0.75%	
IE000QCDDND5	FAM MARKETVECTOR JAP QUAL TIL ESG ETF	Equity: Japan	2.18%	
IE000O2G7VL0	Fineco AM MSCI Eur HY SRI Corp Bd A Acc	Fixed Income: Euro HY	2.05%	
IE000NPK2VI6	Fineco AM MSCI Eur IG SRI Corp Bd A Acc	Fixed Income: Euro Corp	1.24%	
IE000KTT4OS6	NORTH AMERICAN STARS EQUITY FAM I ACC	Equity: North America	7.86%	
IE000K46SYJ5	FINECO AM BBG EUR TRSY 10+Y IDX I ACC	Fixed Income: Euro Agg	5.46%	
IE000IXR7ZI6	FINECO AM EUR INFL LK GOV BD I ACC	Fixed Income: Euro Inflation Linked	1.59%	
IE000H51NDZ2	FINECO AM BBG EUR TRSY 7-10Y IDX I ACC	Fixed Income: Euro Agg	2.99%	
IE000G4UOZE1	EMERGING MARKETS EQUITY FAM FUND	Equity: EM	3.93%	
IE000FN7TDB3	FINECO AM BBG EUR GOV INFL BD IDX I ACC	Fixed Income: Euro Inflation Linked	2.39%	
IE000BPP5H19	ENHANCED US EQUITY FAM FUND	Equity: North America	1.50%	
IE0006KZ17G4	FINECO AM BBG EUR TRSY 1-3Y IDX I ACC	Fixed Income: Euro Agg	3.61%	
IE0002TC5V76	FINECO AM BBG EUR TRSY 5-7Y IDX I ACC	Fixed Income: Euro Agg	2.74%	
IE0000JVOLK2	Fineco AM MSCI USD HY SRI Corp Bd A Acc	Fixed Income: US HY	4.06%	
Cash	Cash	Cash	0.58%	
<b>Total</b>			<b>100.00%</b>	

# Composizione dei portafogli

FAM Evolution Target > Composizione dei portafogli

FAM ADVISORY 6 TARGET 2022 III			
ISIN	Name	Building Block	Weight
IE00BK9Z5007	FINECO AM SMART FACTORS EUROPE L ACC	Equity: European	3.76%
IE00BK5TXP77	FINECO AM SMART FACTORS US L ACC	Equity: North America	7.06%
IE00BH42ZV61	S&P 500 INDEX FAM I ACC	Equity: North America	7.15%
IE00BH42ZS33	FAM MSCI AC ASIA PAC EX JP IDX FAM I ACC	Equity: Pacific	1.03%
IE00BH42ZR26	STOXX EUROPE 600 INDEX FAM I ACC	Equity: European	2.34%
IE00BFXY6W79	SCHRODER EURO BOND FAM I ACC	Fixed Income: Euro Agg	4.71%
IE00BFXY6168	FIDELITY EURO BOND FAM I ACC	Fixed Income: Euro Agg	4.67%
IE00BFXY3Z95	EURO CORPORATE FIXED INCOME FAM FUND	Fixed Income: Euro Corp	10.87%
IE00BFXY2308	M&G NORTH AMERICAN VALUE FAM I ACC	Equity: North America	2.71%
IE00BDRNWM87	FINECO AM INVEST GRADE EURO AGG BD I ACC	Fixed Income: Euro Agg	7.49%
IE000YA6LDR0	FINECO AM BBG EUR TRSY 3-5Y IDX I ACC	Fixed Income: Euro Agg	3.04%
IE000WMJVNE9	Fineco AM MSCI USD IG SRI Corp Bd A Acc	Fixed Income: US Corp	2.03%
IE000UJHP3M6	ENHANCED EURO GOVERNMENT BOND FAM FD	Fixed Income: Euro Agg	0.75%
IE000QCDDND5	FAM MARKETVECTOR JAP QUAL TIL ESG ETF	Equity: Japan	2.16%
IE000O2G7VL0	Fineco AM MSCI Eur HY SRI Corp Bd A Acc	Fixed Income: Euro HY	2.03%
IE000NPK2VI6	Fineco AM MSCI Eur IG SRI Corp Bd A Acc	Fixed Income: Euro Corp	1.23%
IE000KTT4OS6	NORTH AMERICAN STARS EQUITY FAM I ACC	Equity: North America	7.91%
IE000K46SYJ5	FINECO AM BBG EUR TRSY 10+Y IDX I ACC	Fixed Income: Euro Agg	5.46%
IE000IXR7ZI6	FINECO AM EUR INFL LK GOV BD I ACC	Fixed Income: Euro Inflation Linked	1.63%
IE000H51NDZ2	FINECO AM BBG EUR TRSY 7-10Y IDX I ACC	Fixed Income: Euro Agg	3.06%
IE000G4UOZE1	EMERGING MARKETS EQUITY FAM FUND	Equity: EM	3.94%
IE000FN7TDB3	FINECO AM BBG EUR GOV INFL BD IDX I ACC	Fixed Income: Euro Inflation Linked	2.45%
IE000BPP5H19	ENHANCED US EQUITY FAM FUND	Equity: North America	1.49%
IE0006KZ17G4	FINECO AM BBG EUR TRSY 1-3Y IDX I ACC	Fixed Income: Euro Agg	3.56%
IE0002TC5V76	FINECO AM BBG EUR TRSY 5-7Y IDX I ACC	Fixed Income: Euro Agg	2.69%
IE0000JVOLK2	Fineco AM MSCI USD HY SRI Corp Bd A Acc	Fixed Income: US HY	4.14%
Cash	Cash	Cash	0.65%
<b>Total</b>			<b>100.00%</b>



# Composizione dei portafogli

FAM Evolution Target > Composizione dei portafogli

## FAM ADVISORY 6 TARGET 2023

ISIN	Name	Building Block	Weight
IE00BK9Z5007	FINECO AM SMART FACTORS EUROPE L ACC	Equity: European	3.75%
IE00BK5TXP77	FINECO AM SMART FACTORS US L ACC	Equity: North America	7.07%
IE00BH42ZV61	S&P 500 INDEX FAM I ACC	Equity: North America	7.16%
IE00BH42ZS33	FAM MSCI AC ASIA PAC EX JP IDX FAM I ACC	Equity: Pacific	0.99%
IE00BH42ZR26	STOXX EUROPE 600 INDEX FAM I ACC	Equity: European	2.34%
IE00BFX6W79	SCHRODER EURO BOND FAM I ACC	Fixed Income: Euro Agg	4.75%
IE00BFX6168	FIDELITY EURO BOND FAM I ACC	Fixed Income: Euro Agg	4.76%
IE00BFX3Z95	EURO CORPORATE FIXED INCOME FAM FUND	Fixed Income: Euro Corp	10.98%
IE00BFX2308	M&G NORTH AMERICAN VALUE FAM I ACC	Equity: North America	2.72%
IE00BDRNWM87	FINECO AM INVEST GRADE EURO AGG BD I ACC	Fixed Income: Euro Agg	7.62%
IE000YA6LDR0	FINECO AM BBG EUR TRSY 3-5Y IDX I ACC	Fixed Income: Euro Agg	3.03%
IE000WMJVNE9	Fineco AM MSCI USD IG SRI Corp Bd A Acc	Fixed Income: US Corp	2.03%
IE000UJHP3M6	ENHANCED EURO GOVERNMENT BOND FAM FD	Fixed Income: Euro Agg	0.75%
IE000QCDDND5	FAM MARKETVECTOR JAP QUAL TIL ESG ETF	Equity: Japan	2.16%
IE000O2G7VL0	Fineco AM MSCI Eur HY SRI Corp Bd A Acc	Fixed Income: Euro HY	2.03%
IE000NPK2VI6	Fineco AM MSCI Eur IG SRI Corp Bd A Acc	Fixed Income: Euro Corp	1.23%
IE000KTT4OS6	NORTH AMERICAN STARS EQUITY FAM I ACC	Equity: North America	7.92%
IE000K46SYJ5	FINECO AM BBG EUR TRSY 10+Y IDX I ACC	Fixed Income: Euro Agg	5.60%
IE000IXR7ZI6	FINECO AM EUR INFL LK GOV BD I ACC	Fixed Income: Euro Inflation Linked	1.63%
IE000H51NDZ2	FINECO AM BBG EUR TRSY 7-10Y IDX I ACC	Fixed Income: Euro Agg	3.05%
IE000G4UOZE1	EMERGING MARKETS EQUITY FAM FUND	Equity: EM	3.96%
IE000FN7TDB3	FINECO AM BBG EUR GOV INFL BD IDX I ACC	Fixed Income: Euro Inflation Linked	2.44%
IE000BPP5H19	ENHANCED US EQUITY FAM FUND	Equity: North America	1.49%
IE0006KZ17G4	FINECO AM BBG EUR TRSY 1-3Y IDX I ACC	Fixed Income: Euro Agg	3.56%
IE0002TC5V76	FINECO AM BBG EUR TRSY 5-7Y IDX I ACC	Fixed Income: Euro Agg	2.69%
IE0000JVOLK2	Fineco AM MSCI USD HY SRI Corp Bd A Acc	Fixed Income: US HY	4.09%
Cash	Cash	Cash	0.21%
<b>Total</b>			<b>100.00%</b>

# Composizione dei portafogli

FAM Evolution Target > Composizione dei portafogli

## FAM ADVISORY 9 TARGET\*

ISIN	Name	Building Block	Weight
LU1883856053	A-F US EQ FDMTL GWTH-M2 EUR	Equity: North America	2.55%
LU1727362110	JPM US SELECT EQ I2 CAP USD	Equity: North America	17.62%
LU0280807784	SCHRODER ISF JAPANESE OPPORT-A USD	Equity: Japan	5.56%
LU0106259558	SISF-ASIAN OPPORT-AAC	Equity: Pacific	2.43%
IE00BK9Z5007	FINECO AM SMART FACTORS EUROPE L ACC	Equity: European	9.18%
IE00BFX6R27	US EQUITY VALUE FAM I ACC	Equity: North America	2.51%
IE00BFX6J43	EUROPEAN EQUITY FAM I ACC	Equity: European	2.05%
IE00BFX2308	M&G NORTH AMERICAN VALUE FAM I ACC	Equity: North America	8.40%
IE00BFX1T95	AMUNDI EUROPEAN EQUITY VALUE FAM I ACC	Equity: European	1.90%
IE000T5U0689	FINECO AM SMART FACTORS US J ACC	Equity: North America	17.88%
IE000KTT4OS6	NORTH AMERICAN STARS EQUITY FAM I ACC	Equity: North America	17.49%
IE000G4UOZE1	EMERGING MARKETS EQUITY FAM FUND	Equity: EM	10.02%
IE0002QI98V5	EUROPEAN STARS EQUITY FAM I ACC	Equity: European	1.99%
Cash	Cash	Cash	0.41%
<b>Total</b>			<b>100.00%</b>

# Composizione dei portafogli

FAM Evolution Target > Composizione dei portafogli

## FAM ADVISORY 9 TARGET OCTOBER 2024\*

ISIN	Name	Building Block	Weight
LU2459465386	SUSTAINABLE ENHANCED BD 12M FIN AM FD I	Target Fixed Income	0.34%
LU2459464819	ENHANCED BOND 6M FINECO AM FUND I	Target Fixed Income	0.29%
LU2459464066	BOND 6M FINECO AM FUND I	Target Fixed Income	0.14%
LU1883856053	A-F US EQ FDMTL GWTH-M2 EUR	Equity: North America	2.45%
LU1727362110	JPM US SELECT EQ I2 CAP USD	Equity: North America	16.95%
LU0280807784	SCHRODER ISF JAPANESE OPPORT-A USD	Equity: Japan	5.64%
LU0106259558	SISF-ASIAN OPPORT-AAC	Equity: Pacific	2.33%
IE00BK9Z5007	FINECO AM SMART FACTORS EUROPE L ACC	Equity: European	8.78%
IE00BFX6W79	SCHRODER EURO BOND FAM I ACC	Target Fixed Income	0.46%
IE00BFX6R27	US EQUITY VALUE FAM I ACC	Equity: North America	2.32%
IE00BFX6J43	EUROPEAN EQUITY FAM I ACC	Equity: European	2.02%
IE00BFX6507	FIDELITY EURO SHORT TERM BOND FAM I ACC	Target Fixed Income	0.36%
IE00BFX4346	EURO SHORT DURATION BOND FAM I ACC	Target Fixed Income	0.39%
IE00BFX3V57	EURO BOND FAM I ACC	Target Fixed Income	0.50%
IE00BFX2308	M&G NORTH AMERICAN VALUE FAM I ACC	Equity: North America	8.13%
IE00BFX1T95	AMUNDI EUROPEAN EQUITY VALUE FAM I ACC	Equity: European	2.02%
IE000ZMR1DA5	ULTRA SHORT TERM BOND SRI FAM I ACC	Target Fixed Income	0.31%
IE000T5U0689	FINECO AM SMART FACTORS US J ACC	Equity: North America	17.31%
IE000QGTAYZ8	ENHANCED ULTRA SHRT TRM BD SRI FAM I ACC	Target Fixed Income	0.29%
IE000KTT4OS6	NORTH AMERICAN STARS EQUITY FAM I ACC	Equity: North America	16.80%
IE000G4UOZE1	EMERGING MARKETS EQUITY FAM FUND	Equity: EM	9.74%
IE0002QI98V5	EUROPEAN STARS EQUITY FAM I ACC	Equity: European	2.01%
Cash	Cash	Cash	0.42%
<b>Total</b>			<b>100.00%</b>

# Composizione dei portafogli

FAM Evolution Target > Composizione dei portafogli

FAM MEGATRENDS TARGET*				
ISIN	Name	Building Block	Weight	
IE00BN721G28	BLUESTAR GLOBAL LOGISTICS IDX FAM I ACC	Urbanisation MegaTrend	2.09%	
IE00BKSBHG96	FIDELITY SUST WATER AND WASTE FAM I ACC	Sustainability MegaTrend	7.81%	
IE000WCPJOV4	FAM MARKETVECTOR GLB MET E-GA ESG ETF	Technology & Innovation MegaTrend	1.96%	
IE000VYO9NT0	Fineco AM MSCI ACWI IMI Cyber Sec A Acc	Technology & Innovation MegaTrend	0.49%	
IE000VDP6OY8	Fineco AM MSCI Wld Fincls ESG Ldrs A Acc	Sustainability MegaTrend	0.53%	
IE000SACNHU2	Fineco AM MSCI Wld IT ESG Ldrs Cpd A Acc	Sustainability MegaTrend	0.45%	
IE000RWFQT12	FAM MARKETVECTOR BIOPR TECHTO ESG ETF	Demographics MegaTrend	2.25%	
IE000QU8JEH5	FAM MARKETVECTOR ARTIF INTEL ESG ETF	Technology & Innovation MegaTrend	2.00%	
IE000PN3F926	FAM MARKETVECTOR GL CL EN TR ESG ETF	Sustainability MegaTrend	1.94%	
IE000OWIP9A8	GLOBAL LISTED INFRASTRUCTURE FAM J ACC	Urbanisation MegaTrend	15.25%	
IE000MOZM5U8	GLOBAL SUSTAIN PARIS ALIGNED FAM J ACC	Sustainability MegaTrend	15.18%	
IE000LYBG499	GLOBAL DISRUPTIVE OPPORTUNITY FAM J ACC	Technology & Innovation MegaTrend	9.30%	
IE000JQDG2I7	CHANGING LIFESTYLES FAM J ACC	Demographics MegaTrend	9.94%	
IE000J261N27	MEDTECH FAM J ACC	Demographics MegaTrend	9.09%	
IE000IAQV6Z7	GLOBAL STARS EQUITY FAM J ACC	Sustainability MegaTrend	11.01%	
IE000FRXGSF1	SUSTAIN FUTURE CONNECTIVITY FAM J ACC	Technology & Innovation MegaTrend	9.90%	
IE000C87OS21	Fineco AM MSCI Wld Semiconductors Acc	Technology & Innovation MegaTrend	0.42%	
Cash	Cash	Cash	0.39%	
<b>Total</b>			<b>100.00%</b>	

# Composizione dei portafogli

FAM Evolution Target > Composizione dei portafogli

FAM MEGATRENDS TARGET OCTOBER 2024*				
ISIN	Name	Building Block	Weight	
LU2459465386	SUSTAINABLE ENHANCED BD 12M FIN AM FD I	Target Fixed Income	0.36%	
LU2459464819	ENHANCED BOND 6M FINECO AM FUND I	Target Fixed Income	0.33%	
LU2459464066	BOND 6M FINECO AM FUND I	Target Fixed Income	0.06%	
IE00BN721G28	BLUESTAR GLOBAL LOGISTICS IDX FAM I ACC	Urbanisation MegaTrend	2.01%	
IE00BKS BHG96	FIDELITY SUST WATER AND WASTE FAM I ACC	Sustainability MegaTrend	7.70%	
IE00BFXY6W79	SCHRODER EURO BOND FAM I ACC	Target Fixed Income	0.39%	
IE00BFXY6507	FIDELITY EURO SHORT TERM BOND FAM I ACC	Target Fixed Income	0.26%	
IE00BFXY4346	EURO SHORT DURATION BOND FAM I ACC	Target Fixed Income	0.39%	
IE00BFXY3V57	EURO BOND FAM I ACC	Target Fixed Income	0.43%	
IE000ZVCOS27	MEDTECH FAM I ACC	Demographics MegaTrend	8.88%	
IE000ZMR1DA5	ULTRA SHORT TERM BOND SRI FAM I ACC	Target Fixed Income	0.22%	
IE000WCPJOV4	FAM MARKETVECTOR GLB MET E-GA ESG ETF	Technology & Innovation MegaTrend	1.89%	
IE000VYO9NT0	Fineco AM MSCI ACWI IMI Cyber Sec A Acc	Technology & Innovation MegaTrend	0.48%	
IE000VOWX0X2	SUSTAIN FUTURE CONNECTIVITY FAM I ACC	Technology & Innovation MegaTrend	9.66%	
IE000VDP6OY8	Fineco AM MSCI Wld Fincls ESG Ldrs A Acc	Sustainability MegaTrend	0.50%	
IE000SACNHU2	Fineco AM MSCI Wld IT ESG Ldrs Cpd A Acc	Sustainability MegaTrend	0.44%	
IE000RWFQT12	FAM MARKETVECTOR BIOPR TECHTO ESG ETF	Demographics MegaTrend	2.18%	
IE000QU8JEH5	FAM MARKETVECTOR ARTIF INTEL ESG ETF	Technology & Innovation MegaTrend	1.93%	
IE000QGTAYZ8	ENHANCED ULTRA SHRT TRM BD SRI FAM I ACC	Target Fixed Income	0.33%	
IE000PN3F926	FAM MARKETVECTOR GL CL EN TR ESG ETF	Sustainability MegaTrend	1.87%	
IE000OHYX4C4	GLOBAL STARS EQUITY FAM I ACC	Sustainability MegaTrend	10.75%	
IE000LBFZTV5	CHANGING LIFESTYLES FAM I ACC	Demographics MegaTrend	9.70%	
IE000H327FH3	GLOBAL SUSTAIN PARIS ALIGNED FAM I ACC	Sustainability MegaTrend	14.83%	
IE000D7BW9Y9	GLOBAL LISTED INFRASTRUCTURE FAM I ACC	Urbanisation MegaTrend	14.91%	
IE000C87OS21	Fineco AM MSCI Wld Semiconductors Acc	Technology & Innovation MegaTrend	0.40%	
IE0004JRWCB3	GLOBAL DISRUPTIVE OPPORTUNITY FAM I ACC	Technology & Innovation MegaTrend	9.07%	
Cash	Cash	Cash	0.04%	
<b>Total</b>			<b>100.00%</b>	

# Composizione dei portafogli

FAM Evolution Target > Composizione dei portafogli

## FAM MEGATRENDS TARGET JANUARY 2025\*

ISIN	Name	Building Block	Weight
LU2459465386	SUSTAINABLE ENHANCED BD 12M FIN AM FD I	Target Fixed Income	0.83%
LU2459464819	ENHANCED BOND 6M FINECO AM FUND I	Target Fixed Income	0.75%
LU2459464066	BOND 6M FINECO AM FUND I	Target Fixed Income	0.31%
IE00BN721G28	BLUESTAR GLOBAL LOGISTICS IDX FAM I ACC	Urbanisation MegaTrend	1.91%
IE00BKSBBHG96	FIDELITY SUST WATER AND WASTE FAM I ACC	Sustainability MegaTrend	7.28%
IE00BFX6W79	SCHRODER EURO BOND FAM I ACC	Target Fixed Income	1.20%
IE00BFX6507	FIDELITY EURO SHORT TERM BOND FAM I ACC	Target Fixed Income	0.83%
IE00BFX4346	EURO SHORT DURATION BOND FAM I ACC	Target Fixed Income	0.92%
IE00BFX3V57	EURO BOND FAM I ACC	Target Fixed Income	1.29%
IE000ZVCOS27	MEDTECH FAM I ACC	Demographics MegaTrend	8.39%
IE000ZMR1DA5	ULTRA SHORT TERM BOND SRI FAM I ACC	Target Fixed Income	0.74%
IE000WCPJOV4	FAM MARKETVECTOR GLB MET E-GA ESG ETF	Technology & Innovation MegaTrend	1.79%
IE000VYO9NT0	Fineco AM MSCI ACWI IMI Cyber Sec A Acc	Technology & Innovation MegaTrend	0.45%
IE000VOWX0X2	SUSTAIN FUTURE CONNECTIVITY FAM I ACC	Technology & Innovation MegaTrend	9.13%
IE000VDP6OY8	Fineco AM MSCI Wld Fincls ESG Ldrs A Acc	Sustainability MegaTrend	0.48%
IE000SACNHU2	Fineco AM MSCI Wld IT ESG Ldrs Cpd A Acc	Sustainability MegaTrend	0.41%
IE000RWFQT12	FAM MARKETVECTOR BIOPR TECHTO ESG ETF	Demographics MegaTrend	2.06%
IE000QU8JEH5	FAM MARKETVECTOR ARTIF INTEL ESG ETF	Technology & Innovation MegaTrend	1.83%
IE000QGTAYZ8	ENHANCED ULTRA SHRT TRM BD SRI FAM I ACC	Target Fixed Income	0.75%
IE000PN3F926	FAM MARKETVECTOR GL CL EN TR ESG ETF	Sustainability MegaTrend	1.77%
IE000OHYX4C4	GLOBAL STARS EQUITY FAM I ACC	Sustainability MegaTrend	10.16%
IE000LBFZTV5	CHANGING LIFESTYLES FAM I ACC	Demographics MegaTrend	9.18%
IE000H327FH3	GLOBAL SUSTAIN PARIS ALIGNED FAM I ACC	Sustainability MegaTrend	14.02%
IE000D7BW9Y9	GLOBAL LISTED INFRASTRUCTURE FAM I ACC	Urbanisation MegaTrend	14.09%
IE000C87OS21	Fineco AM MSCI Wld Semiconductors Acc	Technology & Innovation MegaTrend	0.38%
IE0004JRWCB3	GLOBAL DISRUPTIVE OPPORTUNITY FAM I ACC	Technology & Innovation MegaTrend	8.58%
Cash	Cash	Cash	0.46%
<b>Total</b>			<b>100.00%</b>

# Composizione dei portafogli

FAM Evolution Target > Composizione dei portafogli

FAM MEGATRENDS TARGET 2022*				
ISIN	Name	Building Block	Weight	
IE00BN721G28	BLUESTAR GLOBAL LOGISTICS IDX FAM I ACC	Urbanisation MegaTrend	2.09%	
IE00BKSBHG96	FIDELITY SUST WATER AND WASTE FAM I ACC	Sustainability MegaTrend	7.87%	
IE000ZVCOS27	MEDTECH FAM I ACC	Demographics MegaTrend	9.08%	
IE000WCPJOV4	FAM MARKETVECTOR GLB MET E-GA ESG ETF	Technology & Innovation MegaTrend	1.96%	
IE000VYO9NT0	Fineco AM MSCI ACWI IMI Cyber Sec A Acc	Technology & Innovation MegaTrend	0.49%	
IE000VOWX0X2	SUSTAIN FUTURE CONNECTIVITY FAM I ACC	Technology & Innovation MegaTrend	9.88%	
IE000VDP6OY8	Fineco AM MSCI Wld Fincls ESG Ldrs A Acc	Sustainability MegaTrend	0.53%	
IE000SACNHU2	Fineco AM MSCI Wld IT ESG Ldrs Cpd A Acc	Sustainability MegaTrend	0.45%	
IE000RWFQT12	FAM MARKETVECTOR BIOPR TECHTO ESG ETF	Demographics MegaTrend	2.24%	
IE000QU8JEH5	FAM MARKETVECTOR ARTIF INTEL ESG ETF	Technology & Innovation MegaTrend	2.00%	
IE000PN3F926	FAM MARKETVECTOR GL CL EN TR ESG ETF	Sustainability MegaTrend	1.94%	
IE000OHYX4C4	GLOBAL STARS EQUITY FAM I ACC	Sustainability MegaTrend	11.03%	
IE000LBFZTV5	CHANGING LIFESTYLES FAM I ACC	Demographics MegaTrend	9.85%	
IE000H327FH3	GLOBAL SUSTAIN PARIS ALIGNED FAM I ACC	Sustainability MegaTrend	15.17%	
IE000D7BW9Y9	GLOBAL LISTED INFRASTRUCTURE FAM I ACC	Urbanisation MegaTrend	15.25%	
IE000C87OS21	Fineco AM MSCI Wld Semiconductors Acc	Technology & Innovation MegaTrend	0.42%	
IE0004JRWCB3	GLOBAL DISRUPTIVE OPPORTUNITY FAM I ACC	Technology & Innovation MegaTrend	9.28%	
Cash	Cash	Cash	0.45%	
<b>Total</b>			<b>100.00%</b>	

# Composizione dei portafogli

FAM Evolution Target > Composizione dei portafogli

FAM MEGATRENDS TARGET 2022 II*				
ISIN	Name	Building Block	Weight	
IE00BN721G28	BLUESTAR GLOBAL LOGISTICS IDX FAM I ACC	Urbanisation MegaTrend	2.11%	
IE00BKSBHG96	FIDELITY SUST WATER AND WASTE FAM I ACC	Sustainability MegaTrend	7.89%	
IE000ZVCOS27	MEDTECH FAM I ACC	Demographics MegaTrend	9.07%	
IE000WCPJOV4	FAM MARKETVECTOR GLB MET E-GA ESG ETF	Technology & Innovation MegaTrend	1.98%	
IE000VYO9NT0	Fineco AM MSCI ACWI IMI Cyber Sec A Acc	Technology & Innovation MegaTrend	0.50%	
IE000VOWX0X2	SUSTAIN FUTURE CONNECTIVITY FAM I ACC	Technology & Innovation MegaTrend	9.88%	
IE000VDP6OY8	Fineco AM MSCI Wld Fincls ESG Ldrs A Acc	Sustainability MegaTrend	0.54%	
IE000SACNHU2	Fineco AM MSCI Wld IT ESG Ldrs Cpd A Acc	Sustainability MegaTrend	0.46%	
IE000RWFQT12	FAM MARKETVECTOR BIOPR TECHTO ESG ETF	Demographics MegaTrend	2.25%	
IE000QU8JEH5	FAM MARKETVECTOR ARTIF INTEL ESG ETF	Technology & Innovation MegaTrend	2.02%	
IE000PN3F926	FAM MARKETVECTOR GL CL EN TR ESG ETF	Sustainability MegaTrend	1.96%	
IE000OHYX4C4	GLOBAL STARS EQUITY FAM I ACC	Sustainability MegaTrend	11.02%	
IE000LBFZTV5	CHANGING LIFESTYLES FAM I ACC	Demographics MegaTrend	9.92%	
IE000H327FH3	GLOBAL SUSTAIN PARIS ALIGNED FAM I ACC	Sustainability MegaTrend	15.21%	
IE000D7BW9Y9	GLOBAL LISTED INFRASTRUCTURE FAM I ACC	Urbanisation MegaTrend	15.29%	
IE000C87OS21	Fineco AM MSCI Wld Semiconductors Acc	Technology & Innovation MegaTrend	0.42%	
IE0004JRWCB3	GLOBAL DISRUPTIVE OPPORTUNITY FAM I ACC	Technology & Innovation MegaTrend	9.28%	
Cash	Cash	Cash	0.21%	
<b>Total</b>			<b>100.00%</b>	



# Composizione dei portafogli

FAM Evolution Target > Composizione dei portafogli

FAM MEGATRENDS TARGET 2022 III			
ISIN	Name	Building Block	Weight
IE00BN721G28	BLUESTAR GLOBAL LOGISTICS IDX FAM I ACC	Urbanisation MegaTrend	2.11%
IE00BKSBHG96	FIDELITY SUST WATER AND WASTE FAM I ACC	Sustainability MegaTrend	7.85%
IE000ZVCOS27	MEDTECH FAM I ACC	Demographics MegaTrend	9.08%
IE000WCPJOV4	FAM MARKETVECTOR GLB MET E-GA ESG ETF	Technology & Innovation MegaTrend	1.98%
IE000VYO9NT0	Fineco AM MSCI ACWI IMI Cyber Sec A Acc	Technology & Innovation MegaTrend	0.50%
IE000VOWX0X2	SUSTAIN FUTURE CONNECTIVITY FAM I ACC	Technology & Innovation MegaTrend	9.86%
IE000VDP6OY8	Fineco AM MSCI Wld Fincls ESG Ldrs A Acc	Sustainability MegaTrend	0.56%
IE000SACNHU2	Fineco AM MSCI Wld IT ESG Ldrs Cpd A Acc	Sustainability MegaTrend	0.46%
IE000RWFQT12	FAM MARKETVECTOR BIOPR TECHTO ESG ETF	Demographics MegaTrend	2.28%
IE000QU8JEH5	FAM MARKETVECTOR ARTIF INTEL ESG ETF	Technology & Innovation MegaTrend	2.02%
IE000PN3F926	FAM MARKETVECTOR GL CL EN TR ESG ETF	Sustainability MegaTrend	1.95%
IE000OHYX4C4	GLOBAL STARS EQUITY FAM I ACC	Sustainability MegaTrend	10.96%
IE000LBFZTV5	CHANGING LIFESTYLES FAM I ACC	Demographics MegaTrend	9.93%
IE000H327FH3	GLOBAL SUSTAIN PARIS ALIGNED FAM I ACC	Sustainability MegaTrend	15.13%
IE000D7BW9Y9	GLOBAL LISTED INFRASTRUCTURE FAM I ACC	Urbanisation MegaTrend	15.21%
IE000C87OS21	Fineco AM MSCI Wld Semiconductors Acc	Technology & Innovation MegaTrend	0.42%
IE0004JRWCB3	GLOBAL DISRUPTIVE OPPORTUNITY FAM I ACC	Technology & Innovation MegaTrend	9.26%
Cash	Cash	Cash	0.45%
<b>Total</b>			<b>100.00%</b>

# Composizione dei portafogli

FAM Evolution Target > Composizione dei portafogli

FAM MEGATRENDS TARGET 2025*				
ISIN	Name	Building Block	Weight	
LU2459465386	SUSTAINABLE ENHANCED BD 12M FIN AM FD I	Target Fixed Income	1.84%	
LU2459464819	ENHANCED BOND 6M FINECO AM FUND I	Target Fixed Income	1.67%	
LU2459464066	BOND 6M FINECO AM FUND I	Target Fixed Income	0.80%	
IE00BN721G28	BLUESTAR GLOBAL LOGISTICS IDX FAM I ACC	Urbanisation MegaTrend	1.73%	
IE00BKS BHG96	FIDELITY SUST WATER AND WASTE FAM I ACC	Sustainability MegaTrend	6.55%	
IE00BFXY6W79	SCHRODER EURO BOND FAM I ACC	Target Fixed Income	2.57%	
IE00BFXY6507	FIDELITY EURO SHORT TERM BOND FAM I ACC	Target Fixed Income	1.85%	
IE00BFXY4346	EURO SHORT DURATION BOND FAM I ACC	Target Fixed Income	2.02%	
IE00BFXY3V57	EURO BOND FAM I ACC	Target Fixed Income	2.75%	
IE000ZVCOS27	MEDTECH FAM I ACC	Demographics MegaTrend	7.54%	
IE000ZMR1DA5	ULTRA SHORT TERM BOND SRI FAM I ACC	Target Fixed Income	1.67%	
IE000WCPJOV4	FAM MARKETVECTOR GLB MET E-GA ESG ETF	Technology & Innovation MegaTrend	1.61%	
IE000VYO9NT0	Fineco AM MSCI ACWI IMI Cyber Sec A Acc	Technology & Innovation MegaTrend	0.40%	
IE000VOWX0X2	SUSTAIN FUTURE CONNECTIVITY FAM I ACC	Technology & Innovation MegaTrend	8.22%	
IE000VDP6OY8	Fineco AM MSCI Wld Fincls ESG Ldrs A Acc	Sustainability MegaTrend	0.45%	
IE000SACNHU2	Fineco AM MSCI Wld IT ESG Ldrs Cpd A Acc	Sustainability MegaTrend	0.37%	
IE000RWFQT12	FAM MARKETVECTOR BIOPR TECHTO ESG ETF	Demographics MegaTrend	1.85%	
IE000QU8JEH5	FAM MARKETVECTOR ARTIF INTEL ESG ETF	Technology & Innovation MegaTrend	1.64%	
IE000QGTAYZ8	ENHANCED ULTRA SHRT TRM BD SRI FAM I ACC	Target Fixed Income	1.67%	
IE000PN3F926	FAM MARKETVECTOR GL CL EN TR ESG ETF	Sustainability MegaTrend	1.59%	
IE000OHYX4C4	GLOBAL STARS EQUITY FAM I ACC	Sustainability MegaTrend	9.14%	
IE000LBFZTV5	CHANGING LIFESTYLES FAM I ACC	Demographics MegaTrend	8.25%	
IE000H327FH3	GLOBAL SUSTAIN PARIS ALIGNED FAM I ACC	Sustainability MegaTrend	12.61%	
IE000D7BW9Y9	GLOBAL LISTED INFRASTRUCTURE FAM I ACC	Urbanisation MegaTrend	12.68%	
IE000C87OS21	Fineco AM MSCI Wld Semiconductors Acc	Technology & Innovation MegaTrend	0.34%	
IE0004JRWCB3	GLOBAL DISRUPTIVE OPPORTUNITY FAM I ACC	Technology & Innovation MegaTrend	7.72%	
Cash	Cash	Cash	0.49%	
<b>Total</b>			<b>100.00%</b>	

# Composizione dei portafogli

FAM Evolution Target > Composizione dei portafogli

FAM MEGATRENDS TARGET BOOST*				
ISIN	Name	Building Block	Weight	
LU2459465386	SUSTAINABLE ENHANCED BD 12M FIN AM FD I	Target Fixed Income	1.44%	
LU2459464819	ENHANCED BOND 6M FINECO AM FUND I	Target Fixed Income	1.29%	
LU2459464066	BOND 6M FINECO AM FUND I	Target Fixed Income	0.59%	
IE00BN721G28	BLUESTAR GLOBAL LOGISTICS IDX FAM I ACC	Urbanisation MegaTrend	1.81%	
IE00BKSBHG96	FIDELITY SUST WATER AND WASTE FAM I ACC	Sustainability MegaTrend	6.84%	
IE00BFX6W79	SCHRODER EURO BOND FAM I ACC	Target Fixed Income	2.00%	
IE00BFX6507	FIDELITY EURO SHORT TERM BOND FAM I ACC	Target Fixed Income	1.44%	
IE00BFX4346	EURO SHORT DURATION BOND FAM I ACC	Target Fixed Income	1.58%	
IE00BFX3V57	EURO BOND FAM I ACC	Target Fixed Income	2.15%	
IE000ZVCOS27	MEDTECH FAM I ACC	Demographics MegaTrend	7.89%	
IE000ZMR1DA5	ULTRA SHORT TERM BOND SRI FAM I ACC	Target Fixed Income	1.29%	
IE000WCPJOV4	FAM MARKETVECTOR GLB MET E-GA ESG ETF	Technology & Innovation MegaTrend	1.70%	
IE000VYO9NT0	Fineco AM MSCI ACWI IMI Cyber Sec A Acc	Technology & Innovation MegaTrend	0.43%	
IE000VOWX0X2	SUSTAIN FUTURE CONNECTIVITY FAM I ACC	Technology & Innovation MegaTrend	8.58%	
IE000VDP6OY8	Fineco AM MSCI Wld Fincls ESG Ldrs A Acc	Sustainability MegaTrend	0.49%	
IE000SACNHU2	Fineco AM MSCI Wld IT ESG Ldrs Cpd A Acc	Sustainability MegaTrend	0.39%	
IE000RWFQT12	FAM MARKETVECTOR BIOPR TECHTO ESG ETF	Demographics MegaTrend	1.93%	
IE000QU8JEH5	FAM MARKETVECTOR ARTIF INTEL ESG ETF	Technology & Innovation MegaTrend	1.73%	
IE000QGTAYZ8	ENHANCED ULTRA SHRT TRM BD SRI FAM I ACC	Target Fixed Income	1.29%	
IE000PN3F926	FAM MARKETVECTOR GL CL EN TR ESG ETF	Sustainability MegaTrend	1.68%	
IE000OHYX4C4	GLOBAL STARS EQUITY FAM I ACC	Sustainability MegaTrend	9.55%	
IE000LBFZTV5	CHANGING LIFESTYLES FAM I ACC	Demographics MegaTrend	8.61%	
IE000H327FH3	GLOBAL SUSTAIN PARIS ALIGNED FAM I ACC	Sustainability MegaTrend	13.18%	
IE000D7BW9Y9	GLOBAL LISTED INFRASTRUCTURE FAM I ACC	Urbanisation MegaTrend	13.25%	
IE000C87OS21	Fineco AM MSCI Wld Semiconductors Acc	Technology & Innovation MegaTrend	0.36%	
IE0004JRWCB3	GLOBAL DISRUPTIVE OPPORTUNITY FAM I ACC	Technology & Innovation MegaTrend	8.06%	
Cash	Cash	Cash	0.46%	
<b>Total</b>			<b>100.00%</b>	

# Composizione dei portafogli

FAM Evolution Target > Composizione dei portafogli

FAM MEGATRENDS TARGET 2025 II*				
ISIN	Name	Building Block	Weight	
LU2459465386	SUSTAINABLE ENHANCED BD 12M FIN AM FD I	Target Fixed Income	2.43%	
LU2459464819	ENHANCED BOND 6M FINECO AM FUND I	Target Fixed Income	2.20%	
LU2459464066	BOND 6M FINECO AM FUND I	Target Fixed Income	1.07%	
IE00BN721G28	BLUESTAR GLOBAL LOGISTICS IDX FAM I ACC	Urbanisation MegaTrend	1.61%	
IE00BKS BHG96	FIDELITY SUST WATER AND WASTE FAM I ACC	Sustainability MegaTrend	6.14%	
IE00BFXY6W79	SCHRODER EURO BOND FAM I ACC	Target Fixed Income	3.38%	
IE00BFXY6507	FIDELITY EURO SHORT TERM BOND FAM I ACC	Target Fixed Income	2.43%	
IE00BFXY4346	EURO SHORT DURATION BOND FAM I ACC	Target Fixed Income	2.66%	
IE00BFXY3V57	EURO BOND FAM I ACC	Target Fixed Income	3.61%	
IE000ZVCOS27	MEDTECH FAM I ACC	Demographics MegaTrend	7.08%	
IE000ZMR1DA5	ULTRA SHORT TERM BOND SRI FAM I ACC	Target Fixed Income	2.20%	
IE000WCPJOV4	FAM MARKETVECTOR GLB MET E-GA ESG ETF	Technology & Innovation MegaTrend	1.51%	
IE000VYO9NT0	Fineco AM MSCI ACWI IMI Cyber Sec A Acc	Technology & Innovation MegaTrend	0.39%	
IE000VOWX0X2	SUSTAIN FUTURE CONNECTIVITY FAM I ACC	Technology & Innovation MegaTrend	7.71%	
IE000VDP6OY8	Fineco AM MSCI Wld Fincls ESG Ldrs A Acc	Sustainability MegaTrend	0.44%	
IE000SACNHU2	Fineco AM MSCI Wld IT ESG Ldrs Cpd A Acc	Sustainability MegaTrend	0.35%	
IE000RWFQT12	FAM MARKETVECTOR BIOPR TECHTO ESG ETF	Demographics MegaTrend	1.75%	
IE000QU8JEH5	FAM MARKETVECTOR ARTIF INTEL ESG ETF	Technology & Innovation MegaTrend	1.54%	
IE000QGTAYZ8	ENHANCED ULTRA SHRT TRM BD SRI FAM I ACC	Target Fixed Income	2.20%	
IE000PN3F926	FAM MARKETVECTOR GL CL EN TR ESG ETF	Sustainability MegaTrend	1.50%	
IE000OHYX4C4	GLOBAL STARS EQUITY FAM I ACC	Sustainability MegaTrend	8.58%	
IE000LBFZTV5	CHANGING LIFESTYLES FAM I ACC	Demographics MegaTrend	7.75%	
IE000H327FH3	GLOBAL SUSTAIN PARIS ALIGNED FAM I ACC	Sustainability MegaTrend	11.83%	
IE000D7BW9Y9	GLOBAL LISTED INFRASTRUCTURE FAM I ACC	Urbanisation MegaTrend	11.90%	
IE000C87OS21	Fineco AM MSCI Wld Semiconductors Acc	Technology & Innovation MegaTrend	0.32%	
IE0004JRWCB3	GLOBAL DISRUPTIVE OPPORTUNITY FAM I ACC	Technology & Innovation MegaTrend	7.24%	
Cash	Cash	Cash	0.19%	
<b>Total</b>			<b>100.00%</b>	

# Composizione dei portafogli

FAM Evolution Target > Composizione dei portafogli

FAM MEGATRENDS TARGET 2025 III				
ISIN	Name	Building Block	Weight	
LU2459465386	SUSTAINABLE ENHANCED BD 12M FIN AM FD I	Target Fixed Income	2.83%	
LU2459464819	ENHANCED BOND 6M FINECO AM FUND I	Target Fixed Income	2.56%	
LU2459464066	BOND 6M FINECO AM FUND I	Target Fixed Income	1.16%	
IE00BN721G28	BLUESTAR GLOBAL LOGISTICS IDX FAM I ACC	Urbanisation MegaTrend	1.54%	
IE00BKSBHG96	FIDELITY SUST WATER AND WASTE FAM I ACC	Sustainability MegaTrend	5.87%	
IE00BFXY6W79	SCHRODER EURO BOND FAM I ACC	Target Fixed Income	3.83%	
IE00BFXY6507	FIDELITY EURO SHORT TERM BOND FAM I ACC	Target Fixed Income	2.73%	
IE00BFXY4346	EURO SHORT DURATION BOND FAM I ACC	Target Fixed Income	3.00%	
IE00BFXY3V57	EURO BOND FAM I ACC	Target Fixed Income	4.11%	
IE000ZVCOS27	MEDTECH FAM I ACC	Demographics MegaTrend	6.77%	
IE000ZMR1DA5	ULTRA SHORT TERM BOND SRI FAM I ACC	Target Fixed Income	2.56%	
IE000WCPJOV4	FAM MARKETVECTOR GLB MET E-GA ESG ETF	Technology & Innovation MegaTrend	1.44%	
IE000VYO9NT0	Fineco AM MSCI ACWI IMI Cyber Sec A Acc	Technology & Innovation MegaTrend	0.34%	
IE000VOWX0X2	SUSTAIN FUTURE CONNECTIVITY FAM I ACC	Technology & Innovation MegaTrend	7.37%	
IE000VDP6OY8	Fineco AM MSCI Wld Fincls ESG Ldrs A Acc	Sustainability MegaTrend	0.38%	
IE000SACNHU2	Fineco AM MSCI Wld IT ESG Ldrs Cpd A Acc	Sustainability MegaTrend	0.36%	
IE000RWFQT12	FAM MARKETVECTOR BIOPR TECHTO ESG ETF	Demographics MegaTrend	1.66%	
IE000QU8JEH5	FAM MARKETVECTOR ARTIF INTEL ESG ETF	Technology & Innovation MegaTrend	1.47%	
IE000QGTAYZ8	ENHANCED ULTRA SHRT TRM BD SRI FAM I ACC	Target Fixed Income	2.56%	
IE000PN3F926	FAM MARKETVECTOR GL CL EN TR ESG ETF	Sustainability MegaTrend	1.42%	
IE000OHYX4C4	GLOBAL STARS EQUITY FAM I ACC	Sustainability MegaTrend	8.24%	
IE000LBFZTV5	CHANGING LIFESTYLES FAM I ACC	Demographics MegaTrend	7.45%	
IE000H327FH3	GLOBAL SUSTAIN PARIS ALIGNED FAM I ACC	Sustainability MegaTrend	11.31%	
IE000D7BW9Y9	GLOBAL LISTED INFRASTRUCTURE FAM I ACC	Urbanisation MegaTrend	11.37%	
IE000C87OS21	Fineco AM MSCI Wld Semiconductors Acc	Technology & Innovation MegaTrend	0.31%	
IE0004JRWCB3	GLOBAL DISRUPTIVE OPPORTUNITY FAM I ACC	Technology & Innovation MegaTrend	6.92%	
Cash	Cash	Cash	0.45%	
<b>Total</b>			<b>100.00%</b>	

# Composizione dei portafogli

FAM Evolution Target > Composizione dei portafogli

FAM SUSTAINABLE TARGET JANUARY 2025*				
ISIN	Name	Building Block	Weight	
LU2459465386	SUSTAINABLE ENHANCED BD 12M FIN AM FD I	Target Fixed Income	0.96%	
LU2459464819	ENHANCED BOND 6M FINECO AM FUND I	Target Fixed Income	0.87%	
LU2459464066	BOND 6M FINECO AM FUND I	Target Fixed Income	0.52%	
IE00BKSBHG96	FIDELITY SUST WATER AND WASTE FAM I ACC	Thematic	2.52%	
IE00BK5TXR91	FINECO AM SMART FACTORS WORLD L ACC	Global	9.62%	
IE00BK5TXP77	FINECO AM SMART FACTORS US L ACC	Regional	15.12%	
IE00BFXY6W79	SCHRODER EURO BOND FAM I ACC	Target Fixed Income	1.33%	
IE00BFXY6D80	FIDELITY FOCUS EQUITY FAM FUND I ACC	Global	10.13%	
IE00BFXY6507	FIDELITY EURO SHORT TERM BOND FAM I ACC	Target Fixed Income	0.96%	
IE00BFXY4346	EURO SHORT DURATION BOND FAM I ACC	Target Fixed Income	1.05%	
IE00BFXY3V57	EURO BOND FAM I ACC	Target Fixed Income	1.42%	
IE00BFXY2308	M&G NORTH AMERICAN VALUE FAM I ACC	Equity: North America	2.56%	
IE00BDRNSH56	FAM GLOBAL PREMIUM EQUITIES I ACC	Equity: Developed	4.63%	
IE000ZMR1DA5	ULTRA SHORT TERM BOND SRI FAM I ACC	Target Fixed Income	0.87%	
IE000VDP6OY8	Fineco AM MSCI Wld Fincls ESG Ldrs A Acc	Thematic	0.31%	
IE000SM6I1K9	FAM MARKETVECTOR JAP QUAL TIL ESG ETF J	Regional	2.69%	
IE000SACNHU2	Fineco AM MSCI Wld IT ESG Ldrs Cpd A Acc	Thematic	0.93%	
IE000QGTAYZ8	ENHANCED ULTRA SHRT TRM BD SRI FAM I ACC	Target Fixed Income	0.87%	
IE000OHYX4C4	GLOBAL STARS EQUITY FAM I ACC	Global	6.39%	
IE000KTT4OS6	NORTH AMERICAN STARS EQUITY FAM I ACC	Regional	12.71%	
IE000H327FH3	GLOBAL SUSTAIN PARIS ALIGNED FAM I ACC	Thematic	12.29%	
IE000D7BW9Y9	GLOBAL LISTED INFRASTRUCTURE FAM I ACC	Thematic	3.64%	
IE000CLW5UA1	DIVERSITY AND INCLUSION FAM I ACC	Thematic	2.77%	
IE0006XQ3YX3	Fineco AM MSCI Wld Cons Stp ESG Ld A Acc	Thematic	0.66%	
IE0002QI98V5	EUROPEAN STARS EQUITY FAM I ACC	Regional	3.66%	
Cash	Cash	Cash	0.50%	
<b>Total</b>			<b>100.00%</b>	

# Composizione dei portafogli

FAM Evolution Target > Composizione dei portafogli

FAM SUSTAINABLE TARGET BOOST*				
ISIN	Name	Building Block	Weight	
IE00BKSBHG96	FIDELITY SUST WATER AND WASTE FAM I ACC	Thematic	2.72%	
IE00BK5TXR91	FINECO AM SMART FACTORS WORLD L ACC	Global	10.26%	
IE00BK5TXP77	FINECO AM SMART FACTORS US L ACC	Regional	16.66%	
IE00BFX6D80	FIDELITY FOCUS EQUITY FAM FUND I ACC	Global	9.93%	
IE00BFX62308	M&G NORTH AMERICAN VALUE FAM I ACC	Equity: North America	2.75%	
IE00BDRNSH56	FAM GLOBAL PREMIUM EQUITIES I ACC	Equity: Developed	6.65%	
IE000VDP6OY8	Fineco AM MSCI Wld Fincls ESG Ldrs A Acc	Thematic	0.34%	
IE000SM6I1K9	FAM MARKETVECTOR JAP QUAL TIL ESG ETF J	Regional	3.01%	
IE000SACNHU2	Fineco AM MSCI Wld IT ESG Ldrs Cpd A Acc	Thematic	1.01%	
IE000OHYX4C4	GLOBAL STARS EQUITY FAM I ACC	Global	7.00%	
IE000KTT4OS6	NORTH AMERICAN STARS EQUITY FAM I ACC	Regional	14.26%	
IE000H327FH3	GLOBAL SUSTAIN PARIS ALIGNED FAM I ACC	Thematic	13.33%	
IE000D7BW9Y9	GLOBAL LISTED INFRASTRUCTURE FAM I ACC	Thematic	3.75%	
IE000CLW5UA1	DIVERSITY AND INCLUSION FAM I ACC	Thematic	3.00%	
IE0006XQ3YX3	Fineco AM MSCI Wld Cons Stp ESG Ld A Acc	Thematic	0.82%	
IE0002QI98V5	EUROPEAN STARS EQUITY FAM I ACC	Regional	4.06%	
Cash	Cash	Cash	0.44%	
<b>Total</b>			<b>100.00%</b>	

# Composizione dei portafogli

FAM Evolution Target > Composizione dei portafogli

## FAM SUSTAINABLE TARGET 2022\*

ISIN	Name	Building Block	Weight
IE00BKSBHG96	FIDELITY SUST WATER AND WASTE FAM I ACC	Thematic	3.89%
IE00BK5TXR91	FINECO AM SMART FACTORS WORLD L ACC	Global	10.17%
IE00BK5TXP77	FINECO AM SMART FACTORS US L ACC	Regional	16.71%
IE00BFX6D80	FIDELITY FOCUS EQUITY FAM FUND I ACC	Global	9.94%
IE00BFX62308	M&G NORTH AMERICAN VALUE FAM I ACC	Regional	1.82%
IE00BDRNSH56	FAM GLOBAL PREMIUM EQUITIES I ACC	Global	5.16%
IE000VDP6OY8	Fineco AM MSCI Wld Fincls ESG Ldrs A Acc	Thematic	0.35%
IE000SM6I1K9	FAM MARKETVECTOR JAP QUAL TIL ESG ETF J	Regional	3.07%
IE000SACNHU2	Fineco AM MSCI Wld IT ESG Ldrs Cpd A Acc	Thematic	0.92%
IE000OHYX4C4	GLOBAL STARS EQUITY FAM I ACC	Global	6.93%
IE000KTT4OS6	NORTH AMERICAN STARS EQUITY FAM I ACC	Regional	14.49%
IE000H327FH3	GLOBAL SUSTAIN PARIS ALIGNED FAM I ACC	Thematic	13.38%
IE000D7BW9Y9	GLOBAL LISTED INFRASTRUCTURE FAM I ACC	Thematic	4.45%
IE000CLW5UA1	DIVERSITY AND INCLUSION FAM I ACC	Thematic	3.51%
IE0006XQ3YX3	Fineco AM MSCI Wld Cons Stp ESG Ld A Acc	Thematic	0.84%
IE0002QI98V5	EUROPEAN STARS EQUITY FAM I ACC	Regional	3.96%
Cash	Cash	Cash	0.41%
<b>Total</b>			<b>100.00%</b>



# Composizione dei portafogli

FAM Evolution Target > Composizione dei portafogli

## FAM SUSTAINABLE TARGET 2022 II\*

ISIN	Name	Building Block	Weight
IE00BKSBHG96	FIDELITY SUST WATER AND WASTE FAM I ACC	Thematic	3.75%
IE00BK5TXR91	FINECO AM SMART FACTORS WORLD L ACC	Global	10.10%
IE00BK5TXP77	FINECO AM SMART FACTORS US L ACC	Regional	16.57%
IE00BFX6D80	FIDELITY FOCUS EQUITY FAM FUND I ACC	Global	10.15%
IE00BFX62308	M&G NORTH AMERICAN VALUE FAM I ACC	Regional	1.82%
IE00BDRNSH56	FAM GLOBAL PREMIUM EQUITIES I ACC	Global	5.05%
IE000VDP6OY8	Fineco AM MSCI Wld Fincls ESG Ldrs A Acc	Thematic	0.38%
IE000SM6I1K9	FAM MARKETVECTOR JAP QUAL TIL ESG ETF J	Regional	3.04%
IE000SACNHU2	Fineco AM MSCI Wld IT ESG Ldrs Cpd A Acc	Thematic	0.94%
IE000OHYX4C4	GLOBAL STARS EQUITY FAM I ACC	Global	6.92%
IE000KTT4OS6	NORTH AMERICAN STARS EQUITY FAM I ACC	Regional	14.79%
IE000H327FH3	GLOBAL SUSTAIN PARIS ALIGNED FAM I ACC	Thematic	13.37%
IE000D7BW9Y9	GLOBAL LISTED INFRASTRUCTURE FAM I ACC	Thematic	4.19%
IE000CLW5UA1	DIVERSITY AND INCLUSION FAM I ACC	Thematic	3.59%
IE0006XQ3YX3	Fineco AM MSCI Wld Cons Stp ESG Ld A Acc	Thematic	0.85%
IE0002QI98V5	EUROPEAN STARS EQUITY FAM I ACC	Regional	4.01%
Cash	Cash	Cash	0.48%
<b>Total</b>			<b>100.00%</b>

# Composizione dei portafogli

FAM Evolution Target > Composizione dei portafogli

FAM SUSTAINABLE TARGET 2022 III				
ISIN	Name	Building Block	Weight	
IE00BKSBHG96	FIDELITY SUST WATER AND WASTE FAM I ACC	Thematic	2.75%	
IE00BK5TXR91	FINECO AM SMART FACTORS WORLD L ACC	Global	10.39%	
IE00BK5TXP77	FINECO AM SMART FACTORS US L ACC	Regional	16.69%	
IE00BFX6D80	FIDELITY FOCUS EQUITY FAM FUND I ACC	Global	9.94%	
IE00BFX62308	M&G NORTH AMERICAN VALUE FAM I ACC	Equity: North America	2.79%	
IE00BDRNSH56	FAM GLOBAL PREMIUM EQUITIES I ACC	Equity: Developed	7.04%	
IE000VDP6OY8	Fineco AM MSCI Wld Fincls ESG Ldrs A Acc	Thematic	0.35%	
IE000SM6I1K9	FAM MARKETVECTOR JAP QUAL TIL ESG ETF J	Regional	3.10%	
IE000SACNHU2	Fineco AM MSCI Wld IT ESG Ldrs Cpd A Acc	Thematic	0.83%	
IE000OHYX4C4	GLOBAL STARS EQUITY FAM I ACC	Global	6.98%	
IE000KTT4OS6	NORTH AMERICAN STARS EQUITY FAM I ACC	Regional	13.91%	
IE000H327FH3	GLOBAL SUSTAIN PARIS ALIGNED FAM I ACC	Thematic	13.48%	
IE000D7BW9Y9	GLOBAL LISTED INFRASTRUCTURE FAM I ACC	Thematic	3.33%	
IE000CLW5UA1	DIVERSITY AND INCLUSION FAM I ACC	Thematic	3.04%	
IE0006XQ3YX3	Fineco AM MSCI Wld Cons Stp ESG Ld A Acc	Thematic	0.91%	
IE0002QI98V5	EUROPEAN STARS EQUITY FAM I ACC	Regional	4.01%	
Cash	Cash	Cash	0.48%	
<b>Total</b>			<b>100.00%</b>	

# Composizione dei portafogli

FAM Evolution Target > Composizione dei portafogli

FAM MEGATRENDS TARGET 2023			
ISIN	Name	Building Block	Weight
IE00BN721G28	BLUESTAR GLOBAL LOGISTICS IDX FAM I ACC	Urbanisation MegaTrend	2.16%
IE00BKSBHG96	FIDELITY SUST WATER AND WASTE FAM I ACC	Sustainability MegaTrend	7.88%
IE000ZVCOS27	MEDTECH FAM I ACC	Demographics MegaTrend	9.09%
IE000WCPJOV4	FAM MARKETVECTOR GLB MET E-GA ESG ETF	Technology & Innovation MegaTrend	2.03%
IE000VYO9NT0	Fineco AM MSCI ACWI IMI Cyber Sec A Acc	Technology & Innovation MegaTrend	0.51%
IE000VOWX0X2	SUSTAIN FUTURE CONNECTIVITY FAM I ACC	Technology & Innovation MegaTrend	9.89%
IE000VDP6OY8	Fineco AM MSCI Wld Fincls ESG Ldrs A Acc	Sustainability MegaTrend	0.57%
IE000SACNHU2	Fineco AM MSCI Wld IT ESG Ldrs Cpd A Acc	Sustainability MegaTrend	0.47%
IE000RWFQT12	FAM MARKETVECTOR BIOPR TECHTO ESG ETF	Demographics MegaTrend	2.33%
IE000QU8JEH5	FAM MARKETVECTOR ARTIF INTEL ESG ETF	Technology & Innovation MegaTrend	2.07%
IE000PN3F926	FAM MARKETVECTOR GL CL EN TR ESG ETF	Sustainability MegaTrend	1.81%
IE000OHYX4C4	GLOBAL STARS EQUITY FAM I ACC	Sustainability MegaTrend	11.00%
IE000LBFZTV5	CHANGING LIFESTYLES FAM I ACC	Demographics MegaTrend	9.93%
IE000H327FH3	GLOBAL SUSTAIN PARIS ALIGNED FAM I ACC	Sustainability MegaTrend	15.18%
IE000D7BW9Y9	GLOBAL LISTED INFRASTRUCTURE FAM I ACC	Urbanisation MegaTrend	15.26%
IE000C87OS21	Fineco AM MSCI Wld Semiconductors Acc	Technology & Innovation MegaTrend	0.43%
IE0004JRWCB3	GLOBAL DISRUPTIVE OPPORTUNITY FAM I ACC	Technology & Innovation MegaTrend	9.29%
Cash	Cash	Cash	0.12%
<b>Total</b>			<b>100.00%</b>

# Composizione dei portafogli

FAM Evolution Target > Composizione dei portafogli

FAM MEGATRENDS TARGET 2023 II			
ISIN	Name	Building Block	Weight
IE00BN721G28	BLUESTAR GLOBAL LOGISTICS IDX FAM I ACC	Urbanisation MegaTrend	2.15%
IE00BKSBHG96	FIDELITY SUST WATER AND WASTE FAM I ACC	Sustainability MegaTrend	7.70%
IE000ZVCOS27	MEDTECH FAM I ACC	Demographics MegaTrend	9.05%
IE000WCPJOV4	FAM MARKETVECTOR GLB MET E-GA ESG ETF	Technology & Innovation MegaTrend	2.02%
IE000VYO9NT0	Fineco AM MSCI ACWI IMI Cyber Sec A Acc	Technology & Innovation MegaTrend	0.51%
IE000VOWX0X2	SUSTAIN FUTURE CONNECTIVITY FAM I ACC	Technology & Innovation MegaTrend	9.98%
IE000VDP6OY8	Fineco AM MSCI Wld Fincls ESG Ldrs A Acc	Sustainability MegaTrend	0.55%
IE000SACNHU2	Fineco AM MSCI Wld IT ESG Ldrs Cpd A Acc	Sustainability MegaTrend	0.47%
IE000RWFQT12	FAM MARKETVECTOR BIOPR TECHTO ESG ETF	Demographics MegaTrend	2.31%
IE000QU8JEH5	FAM MARKETVECTOR ARTIF INTEL ESG ETF	Technology & Innovation MegaTrend	2.06%
IE000PN3F926	FAM MARKETVECTOR GL CL EN TR ESG ETF	Sustainability MegaTrend	1.99%
IE000OHYX4C4	GLOBAL STARS EQUITY FAM I ACC	Sustainability MegaTrend	11.02%
IE000LBFZTV5	CHANGING LIFESTYLES FAM I ACC	Demographics MegaTrend	10.00%
IE000H327FH3	GLOBAL SUSTAIN PARIS ALIGNED FAM I ACC	Sustainability MegaTrend	14.97%
IE000D7BW9Y9	GLOBAL LISTED INFRASTRUCTURE FAM I ACC	Urbanisation MegaTrend	14.89%
IE000C87OS21	Fineco AM MSCI Wld Semiconductors Acc	Technology & Innovation MegaTrend	0.43%
IE0004JRWCB3	GLOBAL DISRUPTIVE OPPORTUNITY FAM I ACC	Technology & Innovation MegaTrend	9.40%
Cash	Cash	Cash	0.50%
<b>Total</b>			<b>100.00%</b>

# Composizione dei portafogli

FAM Evolution Target > Composizione dei portafogli

## FAM MEGATRENDS TARGET 2026

ISIN	Name	Building Block	Weight
LU2459465386	SUSTAINABLE ENHANCED BD 12M FIN AM FD I	Target Fixed Income	3.19%
LU2459464819	ENHANCED BOND 6M FINECO AM FUND I	Target Fixed Income	2.89%
LU2459464066	BOND 6M FINECO AM FUND I	Target Fixed Income	1.38%
IE00BN721G28	BLUESTAR GLOBAL LOGISTICS IDX FAM I ACC	Urbanisation MegaTrend	1.49%
IE00BKS BHG96	FIDELITY SUST WATER AND WASTE FAM I ACC	Sustainability MegaTrend	5.58%
IE00BFXY6W79	SCHRODER EURO BOND FAM I ACC	Target Fixed Income	4.46%
IE00BFXY6507	FIDELITY EURO SHORT TERM BOND FAM I ACC	Target Fixed Income	3.19%
IE00BFXY4346	EURO SHORT DURATION BOND FAM I ACC	Target Fixed Income	3.50%
IE00BFXY3V57	EURO BOND FAM I ACC	Target Fixed Income	4.77%
IE000ZVCOS27	MEDTECH FAM I ACC	Demographics MegaTrend	6.43%
IE000ZMR1DA5	ULTRA SHORT TERM BOND SRI FAM I ACC	Target Fixed Income	2.88%
IE000WCPJOV4	FAM MARKETVECTOR GLB MET E-GA ESG ETF	Technology & Innovation MegaTrend	1.39%
IE000VYO9NT0	Fineco AM MSCI ACWI IMI Cyber Sec A Acc	Technology & Innovation MegaTrend	0.33%
IE000VOWX0X2	SUSTAIN FUTURE CONNECTIVITY FAM I ACC	Technology & Innovation MegaTrend	7.00%
IE000VDP6OY8	Fineco AM MSCI Wld Fincls ESG Ldrs A Acc	Sustainability MegaTrend	0.37%
IE000SACNHU2	Fineco AM MSCI Wld IT ESG Ldrs Cpd A Acc	Sustainability MegaTrend	0.32%
IE000RWFQT12	FAM MARKETVECTOR BIOPR TECHTO ESG ETF	Demographics MegaTrend	1.60%
IE000QU8JEH5	FAM MARKETVECTOR ARTIF INTEL ESG ETF	Technology & Innovation MegaTrend	1.42%
IE000QGTAYZ8	ENHANCED ULTRA SHRT TRM BD SRI FAM I ACC	Target Fixed Income	2.89%
IE000PN3F926	FAM MARKETVECTOR GL CL EN TR ESG ETF	Sustainability MegaTrend	1.38%
IE000OHYX4C4	GLOBAL STARS EQUITY FAM I ACC	Sustainability MegaTrend	7.79%
IE000LBFZTV5	CHANGING LIFESTYLES FAM I ACC	Demographics MegaTrend	7.03%
IE000H327FH3	GLOBAL SUSTAIN PARIS ALIGNED FAM I ACC	Sustainability MegaTrend	10.75%
IE000D7BW9Y9	GLOBAL LISTED INFRASTRUCTURE FAM I ACC	Urbanisation MegaTrend	10.80%
IE000C87OS21	Fineco AM MSCI Wld Semiconductors Acc	Technology & Innovation MegaTrend	0.30%
IE0004JRWCB3	GLOBAL DISRUPTIVE OPPORTUNITY FAM I ACC	Technology & Innovation MegaTrend	6.58%
Cash	Cash	Cash	0.30%
<b>Total</b>			<b>100.00%</b>

# Composizione dei portafogli

FAM Evolution Target > Composizione dei portafogli

FAM MEGATRENDS TARGET 2026 II				
ISIN	Name	Building Block	Weight	
LU2459465386	SUSTAINABLE ENHANCED BD 12M FIN AM FD I	Target Fixed Income	3.60%	
LU2459464819	ENHANCED BOND 6M FINECO AM FUND I	Target Fixed Income	3.26%	
LU2459464066	BOND 6M FINECO AM FUND I	Target Fixed Income	1.62%	
IE00BN721G28	BLUESTAR GLOBAL LOGISTICS IDX FAM I ACC	Urbanisation MegaTrend	1.43%	
IE00BKS BHG96	FIDELITY SUST WATER AND WASTE FAM I ACC	Sustainability MegaTrend	5.30%	
IE00BFXY6W79	SCHRODER EURO BOND FAM I ACC	Target Fixed Income	5.02%	
IE00BFXY6507	FIDELITY EURO SHORT TERM BOND FAM I ACC	Target Fixed Income	3.60%	
IE00BFXY4346	EURO SHORT DURATION BOND FAM I ACC	Target Fixed Income	3.94%	
IE00BFXY3V57	EURO BOND FAM I ACC	Target Fixed Income	5.33%	
IE000ZVCOS27	MEDTECH FAM I ACC	Demographics MegaTrend	6.10%	
IE000ZMR1DA5	ULTRA SHORT TERM BOND SRI FAM I ACC	Target Fixed Income	3.26%	
IE000WCPJOV4	FAM MARKETVECTOR GLB MET E-GA ESG ETF	Technology & Innovation MegaTrend	1.30%	
IE000VYO9NT0	Fineco AM MSCI ACWI IMI Cyber Sec A Acc	Technology & Innovation MegaTrend	0.32%	
IE000VOWX0X2	SUSTAIN FUTURE CONNECTIVITY FAM I ACC	Technology & Innovation MegaTrend	6.64%	
IE000VDP6OY8	Fineco AM MSCI Wld Fincls ESG Ldrs A Acc	Sustainability MegaTrend	0.36%	
IE000SACNHU2	Fineco AM MSCI Wld IT ESG Ldrs Cpd A Acc	Sustainability MegaTrend	0.33%	
IE000RWFQT12	FAM MARKETVECTOR BIOPR TECHTO ESG ETF	Demographics MegaTrend	1.50%	
IE000QU8JEH5	FAM MARKETVECTOR ARTIF INTEL ESG ETF	Technology & Innovation MegaTrend	1.33%	
IE000QGTAYZ8	ENHANCED ULTRA SHRT TRM BD SRI FAM I ACC	Target Fixed Income	3.26%	
IE000PN3F926	FAM MARKETVECTOR GL CL EN TR ESG ETF	Sustainability MegaTrend	1.29%	
IE000OHYX4C4	GLOBAL STARS EQUITY FAM I ACC	Sustainability MegaTrend	7.35%	
IE000LBFZTV5	CHANGING LIFESTYLES FAM I ACC	Demographics MegaTrend	6.67%	
IE000H327FH3	GLOBAL SUSTAIN PARIS ALIGNED FAM I ACC	Sustainability MegaTrend	10.18%	
IE000D7BW9Y9	GLOBAL LISTED INFRASTRUCTURE FAM I ACC	Urbanisation MegaTrend	10.25%	
IE000C87OS21	Fineco AM MSCI Wld Semiconductors Acc	Technology & Innovation MegaTrend	0.28%	
IE0004JRWCB3	GLOBAL DISRUPTIVE OPPORTUNITY FAM I ACC	Technology & Innovation MegaTrend	6.24%	
Cash	Cash	Cash	0.23%	
<b>Total</b>			<b>100.00%</b>	

# Composizione dei portafogli

FAM Evolution Target > Composizione dei portafogli

FAM SUSTAINABLE TARGET 2023				
ISIN	Name	Building Block	Weight	
IE00BKSBHG96	FIDELITY SUST WATER AND WASTE FAM I ACC	Thematic	2.75%	
IE00BK5TXR91	FINECO AM SMART FACTORS WORLD L ACC	Global	10.57%	
IE00BK5TXP77	FINECO AM SMART FACTORS US L ACC	Regional	16.76%	
IE00BFX6D80	FIDELITY FOCUS EQUITY FAM FUND I ACC	Global	9.78%	
IE00BFX62308	M&G NORTH AMERICAN VALUE FAM I ACC	Equity: North America	2.80%	
IE00BDRNSH56	FAM GLOBAL PREMIUM EQUITIES I ACC	Equity: Developed	6.97%	
IE000VDP6OY8	Fineco AM MSCI Wld Fincls ESG Ldrs A Acc	Thematic	0.35%	
IE000SM6I1K9	FAM MARKETVECTOR JAP QUAL TIL ESG ETF J	Regional	3.14%	
IE000SACNHU2	Fineco AM MSCI Wld IT ESG Ldrs Cpd A Acc	Thematic	0.84%	
IE000OHYX4C4	GLOBAL STARS EQUITY FAM I ACC	Global	6.99%	
IE000KTT4OS6	NORTH AMERICAN STARS EQUITY FAM I ACC	Regional	13.94%	
IE000H327FH3	GLOBAL SUSTAIN PARIS ALIGNED FAM I ACC	Thematic	13.49%	
IE000D7BW9Y9	GLOBAL LISTED INFRASTRUCTURE FAM I ACC	Thematic	3.34%	
IE000CLW5UA1	DIVERSITY AND INCLUSION FAM I ACC	Thematic	3.05%	
IE0006XQ3YX3	Fineco AM MSCI Wld Cons Stp ESG Ld A Acc	Thematic	0.79%	
IE0002QI98V5	EUROPEAN STARS EQUITY FAM I ACC	Regional	3.95%	
Cash	Cash	Cash	0.50%	
<b>Total</b>			<b>100.00%</b>	

# Composizione dei portafogli

FAM Evolution Target > Composizione dei portafogli

## FAM SUSTAINABLE TARGET 2023 II

ISIN	Name	Building Block	Weight
IE00BKSBHG96	FIDELITY SUST WATER AND WASTE FAM I ACC	Thematic	2.75%
IE00BK5TXR91	FINECO AM SMART FACTORS WORLD L ACC	Global	10.65%
IE00BK5TXP77	FINECO AM SMART FACTORS US L ACC	Regional	16.73%
IE00BFX6D80	FIDELITY FOCUS EQUITY FAM FUND I ACC	Global	9.77%
IE00BFX62308	M&G NORTH AMERICAN VALUE FAM I ACC	Equity: North America	2.80%
IE00BDRNSH56	FAM GLOBAL PREMIUM EQUITIES I ACC	Equity: Developed	6.95%
IE000VDP6OY8	Fineco AM MSCI Wld Fincls ESG Ldrs A Acc	Thematic	0.35%
IE000SM6I1K9	FAM MARKETVECTOR JAP QUAL TIL ESG ETF J	Regional	3.03%
IE000SACNHU2	Fineco AM MSCI Wld IT ESG Ldrs Cpd A Acc	Thematic	1.12%
IE000OHYX4C4	GLOBAL STARS EQUITY FAM I ACC	Global	6.88%
IE000KTT4OS6	NORTH AMERICAN STARS EQUITY FAM I ACC	Regional	13.85%
IE000H327FH3	GLOBAL SUSTAIN PARIS ALIGNED FAM I ACC	Thematic	13.36%
IE000D7BW9Y9	GLOBAL LISTED INFRASTRUCTURE FAM I ACC	Thematic	3.34%
IE000CLW5UA1	DIVERSITY AND INCLUSION FAM I ACC	Thematic	3.04%
IE0006XQ3YX3	Fineco AM MSCI Wld Cons Stp ESG Ld A Acc	Thematic	0.92%
IE0002QI98V5	EUROPEAN STARS EQUITY FAM I ACC	Regional	4.00%
Cash	Cash	Cash	0.47%
<b>Total</b>			<b>100.00%</b>



# Composizione dei portafogli

FAM Evolution Target > Composizione dei portafogli

## FAM SUSTAINABLE TARGET 2026

ISIN	Name	Building Block	Weight
LU2459465386	SUSTAINABLE ENHANCED BD 12M FIN AM FD I	Target Fixed Income	3.61%
LU2459464819	ENHANCED BOND 6M FINECO AM FUND I	Target Fixed Income	3.27%
LU2459464066	BOND 6M FINECO AM FUND I	Target Fixed Income	1.61%
IE00BKSBHG96	FIDELITY SUST WATER AND WASTE FAM I ACC	Thematic	1.89%
IE00BK5TXR91	FINECO AM SMART FACTORS WORLD L ACC	Global	7.06%
IE00BK5TXP77	FINECO AM SMART FACTORS US L ACC	Regional	11.09%
IE00BFXY6W79	SCHRODER EURO BOND FAM I ACC	Target Fixed Income	5.05%
IE00BFXY6D80	FIDELITY FOCUS EQUITY FAM FUND I ACC	Global	6.55%
IE00BFXY6507	FIDELITY EURO SHORT TERM BOND FAM I ACC	Target Fixed Income	3.61%
IE00BFXY4346	EURO SHORT DURATION BOND FAM I ACC	Target Fixed Income	3.96%
IE00BFXY3V57	EURO BOND FAM I ACC	Target Fixed Income	5.40%
IE00BFXY2308	M&G NORTH AMERICAN VALUE FAM I ACC	Equity: North America	1.87%
IE00BDRNSH56	FAM GLOBAL PREMIUM EQUITIES I ACC	Equity: Developed	4.64%
IE000ZMR1DA5	ULTRA SHORT TERM BOND SRI FAM I ACC	Target Fixed Income	3.22%
IE000VDP6OY8	Fineco AM MSCI Wld Fincls ESG Ldrs A Acc	Thematic	0.22%
IE000SM6I1K9	FAM MARKETVECTOR JAP QUAL TIL ESG ETF J	Regional	1.93%
IE000SACNHU2	Fineco AM MSCI Wld IT ESG Ldrs Cpd A Acc	Thematic	0.68%
IE000QGTAYZ8	ENHANCED ULTRA SHRT TRM BD SRI FAM I ACC	Target Fixed Income	3.28%
IE000OHYX4C4	GLOBAL STARS EQUITY FAM I ACC	Global	4.66%
IE000KTT4OS6	NORTH AMERICAN STARS EQUITY FAM I ACC	Regional	9.26%
IE000H327FH3	GLOBAL SUSTAIN PARIS ALIGNED FAM I ACC	Thematic	8.95%
IE000D7BW9Y9	GLOBAL LISTED INFRASTRUCTURE FAM I ACC	Thematic	2.25%
IE000CLW5UA1	DIVERSITY AND INCLUSION FAM I ACC	Thematic	2.25%
IE0006XQ3YX3	Fineco AM MSCI Wld Cons Stp ESG Ld A Acc	Thematic	0.53%
IE0002QI98V5	EUROPEAN STARS EQUITY FAM I ACC	Regional	2.65%
Cash	Cash	Cash	0.52%
<b>Total</b>			<b>100.00%</b>

# Composizione dei portafogli

FAM Evolution Target > Composizione dei portafogli

## FAM SUSTAINABLE TARGET 2023 III

ISIN	Name	Building Block	Weight
IE00BKSBHG96	FIDELITY SUST WATER AND WASTE FAM I ACC	Thematic	2.81%
IE00BK5TXR91	FINECO AM SMART FACTORS WORLD L ACC	Global	10.69%
IE00BK5TXP77	FINECO AM SMART FACTORS US L ACC	Regional	16.71%
IE00BFX6D80	FIDELITY FOCUS EQUITY FAM FUND I ACC	Global	9.84%
IE00BFX62308	M&G NORTH AMERICAN VALUE FAM I ACC	Equity: North America	2.81%
IE00BDRNSH56	FAM GLOBAL PREMIUM EQUITIES I ACC	Equity: Developed	7.03%
IE000VDP6OY8	Fineco AM MSCI Wld Fincls ESG Ldrs A Acc	Thematic	0.42%
IE000SM6I1K9	FAM MARKETVECTOR JAP QUAL TIL ESG ETF J	Regional	3.17%
IE000SACNHU2	Fineco AM MSCI Wld IT ESG Ldrs Cpd A Acc	Thematic	0.45%
IE000OHYX4C4	GLOBAL STARS EQUITY FAM I ACC	Global	6.93%
IE000KTT4OS6	NORTH AMERICAN STARS EQUITY FAM I ACC	Regional	13.84%
IE000H327FH3	GLOBAL SUSTAIN PARIS ALIGNED FAM I ACC	Thematic	13.33%
IE000D7BW9Y9	GLOBAL LISTED INFRASTRUCTURE FAM I ACC	Thematic	3.36%
IE000CLW5UA1	DIVERSITY AND INCLUSION FAM I ACC	Thematic	3.06%
IE0006XQ3YX3	Fineco AM MSCI Wld Cons Stp ESG Ld A Acc	Thematic	0.95%
IE0002QI98V5	EUROPEAN STARS EQUITY FAM I ACC	Regional	4.10%
Cash	Cash	Cash	0.49%
<b>Total</b>			<b>100.00%</b>

# Composizione dei portafogli

FAM Evolution Target > Composizione dei portafogli

## FAM MEGATRENDS TARGET 2023 III

ISIN	Name	Building Block	Weight
IE00BN721G28	BLUESTAR GLOBAL LOGISTICS IDX FAM I ACC	Urbanisation MegaTrend	2.11%
IE00BKSBHG96	FIDELITY SUST WATER AND WASTE FAM I ACC	Sustainability MegaTrend	7.86%
IE000ZVCOS27	MEDTECH FAM I ACC	Demographics MegaTrend	9.09%
IE000WCPJOV4	FAM MARKETVECTOR GLB MET E-GA ESG ETF	Technology & Innovation MegaTrend	1.98%
IE000VYO9NT0	Fineco AM MSCI ACWI IMI Cyber Sec A Acc	Technology & Innovation MegaTrend	0.50%
IE000VOWX0X2	SUSTAIN FUTURE CONNECTIVITY FAM I ACC	Technology & Innovation MegaTrend	9.82%
IE000VDP6OY8	Fineco AM MSCI Wld Fincls ESG Ldrs A Acc	Sustainability MegaTrend	0.59%
IE000SACNHU2	Fineco AM MSCI Wld IT ESG Ldrs Cpd A Acc	Sustainability MegaTrend	0.46%
IE000RWFQT12	FAM MARKETVECTOR BIOPR TECHTO ESG ETF	Demographics MegaTrend	2.29%
IE000QU8JEH5	FAM MARKETVECTOR ARTIF INTEL ESG ETF	Technology & Innovation MegaTrend	2.03%
IE000PN3F926	FAM MARKETVECTOR GL CL EN TR ESG ETF	Sustainability MegaTrend	1.96%
IE000OHYX4C4	GLOBAL STARS EQUITY FAM I ACC	Sustainability MegaTrend	10.98%
IE000LBFZTV5	CHANGING LIFESTYLES FAM I ACC	Demographics MegaTrend	9.86%
IE000H327FH3	GLOBAL SUSTAIN PARIS ALIGNED FAM I ACC	Sustainability MegaTrend	15.14%
IE000D7BW9Y9	GLOBAL LISTED INFRASTRUCTURE FAM I ACC	Urbanisation MegaTrend	15.23%
IE000C87OS21	Fineco AM MSCI Wld Semiconductors Acc	Technology & Innovation MegaTrend	0.42%
IE0004JRWCB3	GLOBAL DISRUPTIVE OPPORTUNITY FAM I ACC	Technology & Innovation MegaTrend	9.22%
Cash	Cash	Cash	0.45%
<b>Total</b>			<b>100.00%</b>

# Composizione dei portafogli

FAM Evolution Target > Composizione dei portafogli

FAM MEGATRENDS TARGET 2023 IV			
ISIN	Name	Building Block	Weight
IE00BN721G28	BLUESTAR GLOBAL LOGISTICS IDX FAM I ACC	Urbanisation MegaTrend	2.10%
IE00BKSBHG96	FIDELITY SUST WATER AND WASTE FAM I ACC	Sustainability MegaTrend	7.82%
IE000ZVCOS27	MEDTECH FAM I ACC	Demographics MegaTrend	9.06%
IE000WCPJOV4	FAM MARKETVECTOR GLB MET E-GA ESG ETF	Technology & Innovation MegaTrend	1.97%
IE000VYO9NT0	Fineco AM MSCI ACWI IMI Cyber Sec A Acc	Technology & Innovation MegaTrend	0.50%
IE000VOWX0X2	SUSTAIN FUTURE CONNECTIVITY FAM I ACC	Technology & Innovation MegaTrend	9.89%
IE000VDP6OY8	Fineco AM MSCI Wld Fincls ESG Ldrs A Acc	Sustainability MegaTrend	0.53%
IE000SACNHU2	Fineco AM MSCI Wld IT ESG Ldrs Cpd A Acc	Sustainability MegaTrend	0.46%
IE000RWFQT12	FAM MARKETVECTOR BIOPR TECHTO ESG ETF	Demographics MegaTrend	2.27%
IE000QU8JEH5	FAM MARKETVECTOR ARTIF INTEL ESG ETF	Technology & Innovation MegaTrend	2.01%
IE000PN3F926	FAM MARKETVECTOR GL CL EN TR ESG ETF	Sustainability MegaTrend	1.95%
IE000OHYX4C4	GLOBAL STARS EQUITY FAM I ACC	Sustainability MegaTrend	10.97%
IE000LBFZTV5	CHANGING LIFESTYLES FAM I ACC	Demographics MegaTrend	9.91%
IE000H327FH3	GLOBAL SUSTAIN PARIS ALIGNED FAM I ACC	Sustainability MegaTrend	15.15%
IE000D7BW9Y9	GLOBAL LISTED INFRASTRUCTURE FAM I ACC	Urbanisation MegaTrend	15.21%
IE000C87OS21	Fineco AM MSCI Wld Semiconductors Acc	Technology & Innovation MegaTrend	0.42%
IE0004JRWCB3	GLOBAL DISRUPTIVE OPPORTUNITY FAM I ACC	Technology & Innovation MegaTrend	9.29%
Cash	Cash	Cash	0.50%
<b>Total</b>			<b>100.00%</b>

# Composizione dei portafogli

FAM Evolution Target > Composizione dei portafogli

## FAM SUSTAINABLE TARGET 2023 IV

ISIN	Name	Building Block	Weight
IE00BKSBHG96	FIDELITY SUST WATER AND WASTE FAM I ACC	Thematic	2.76%
IE00BK5TXR91	FINECO AM SMART FACTORS WORLD L ACC	Global	10.57%
IE00BK5TXP77	FINECO AM SMART FACTORS US L ACC	Regional	16.59%
IE00BFXY6D80	FIDELITY FOCUS EQUITY FAM FUND I ACC	Global	9.79%
IE00BFXY2308	M&G NORTH AMERICAN VALUE FAM I ACC	Equity: North America	2.84%
IE00BDRNSH56	FAM GLOBAL PREMIUM EQUITIES I ACC	Equity: Developed	6.96%
IE000VDP6OY8	Fineco AM MSCI Wld Fincls ESG Ldrs A Acc	Thematic	0.42%
IE000SM6I1K9	FAM MARKETVECTOR JAP QUAL TIL ESG ETF J	Regional	3.01%
IE000SACNHU2	Fineco AM MSCI Wld IT ESG Ldrs Cpd A Acc	Thematic	1.04%
IE000OHYX4C4	GLOBAL STARS EQUITY FAM I ACC	Global	6.99%
IE000KTT4OS6	NORTH AMERICAN STARS EQUITY FAM I ACC	Regional	13.95%
IE000H327FH3	GLOBAL SUSTAIN PARIS ALIGNED FAM I ACC	Thematic	13.38%
IE000D7BW9Y9	GLOBAL LISTED INFRASTRUCTURE FAM I ACC	Thematic	3.34%
IE000CLW5UA1	DIVERSITY AND INCLUSION FAM I ACC	Thematic	3.05%
IE0006XQ3YX3	Fineco AM MSCI Wld Cons Stp ESG Ld A Acc	Thematic	0.89%
IE0002QI98V5	EUROPEAN STARS EQUITY FAM I ACC	Regional	4.00%
Cash	Cash	Cash	0.43%
<b>Total</b>			<b>100.00%</b>

# Composizione dei portafogli

FAM Evolution Target > Composizione dei portafogli

## FAM EMERGING MARKETS TARGET 2023 II

ISIN	Name	Building Block	Weight
LU2335671678	RBC FDS (LUX) EM VAEQ O2EURC	Equity: EM	8.44%
LU1770939988	JPM EM MKTS EQ I2 CAP USD	Equity: EM	5.40%
LU1767066605	VONTOBEL FD SUST EM LEAD G	Equity: EM	10.78%
LU1662744868	RBC FDS(LUX) EM EQ O EUR C	Equity: EM	16.63%
IE00BMD8FL07	JPMORGAN CHINA A SHARES OPPTS FAM I ACC	Equity: China	3.44%
IE00BMCDG917	FH GL EM SMID EQ L EUR ACC	Equity: EM	3.71%
IE00BH42ZW78	FAM MSCI EM INDEX FAM I ACC	Equity: EM	18.43%
IE00B8KGV557	ISHARES EDGE MSCI EM MIN VOL (MIL)	Equity: EM	4.29%
IE00B4644670	TT EMERGING MRKTS EQ-C2	Equity: EM	11.06%
IE000G4UOZE1	EMERGING MARKETS EQUITY FAM FUND	Equity: EM	17.75%
Cash	Cash	Cash	0.06%
<b>Total</b>			<b>100.00%</b>

# Composizione dei portafogli

FAM Evolution Target > Composizione dei portafogli

## FAM MEGATRENDS TARGET 2023 V

ISIN	Name	Building Block	Weight
IE00BN721G28	BLUESTAR GLOBAL LOGISTICS IDX FAM I ACC	Urbanisation MegaTrend	2.18%
IE00BKSBHG96	FIDELITY SUST WATER AND WASTE FAM I ACC	Sustainability MegaTrend	7.82%
IE000ZVCOS27	MEDTECH FAM I ACC	Demographics MegaTrend	9.04%
IE000WCPJOV4	FAM MARKETVECTOR GLB MET E-GA ESG ETF	Technology & Innovation MegaTrend	2.01%
IE000VYO9NT0	Fineco AM MSCI ACWI IMI Cyber Sec A Acc	Technology & Innovation MegaTrend	0.56%
IE000VOWX0X2	SUSTAIN FUTURE CONNECTIVITY FAM I ACC	Technology & Innovation MegaTrend	9.84%
IE000VDP6OY8	Fineco AM MSCI Wld Fincls ESG Ldrs A Acc	Sustainability MegaTrend	0.57%
IE000SACNHU2	Fineco AM MSCI Wld IT ESG Ldrs Cpd A Acc	Sustainability MegaTrend	0.47%
IE000RWFQT12	FAM MARKETVECTOR BIOPR TECHTO ESG ETF	Demographics MegaTrend	2.32%
IE000QU8JEH5	FAM MARKETVECTOR ARTIF INTEL ESG ETF	Technology & Innovation MegaTrend	2.06%
IE000PN3F926	FAM MARKETVECTOR GL CL EN TR ESG ETF	Sustainability MegaTrend	1.99%
IE000OHYX4C4	GLOBAL STARS EQUITY FAM I ACC	Sustainability MegaTrend	10.94%
IE000LBFZTV5	CHANGING LIFESTYLES FAM I ACC	Demographics MegaTrend	9.88%
IE000H327FH3	GLOBAL SUSTAIN PARIS ALIGNED FAM I ACC	Sustainability MegaTrend	15.10%
IE000D7BW9Y9	GLOBAL LISTED INFRASTRUCTURE FAM I ACC	Urbanisation MegaTrend	15.18%
IE000C87OS21	Fineco AM MSCI Wld Semiconductors Acc	Technology & Innovation MegaTrend	0.43%
IE0004JRWCB3	GLOBAL DISRUPTIVE OPPORTUNITY FAM I ACC	Technology & Innovation MegaTrend	9.24%
Cash	Cash	Cash	0.39%
<b>Total</b>			<b>100.00%</b>

# Composizione dei portafogli

FAM Evolution Target > Composizione dei portafogli

## FAM SUSTAINABLE TARGET 2023 V

ISIN	Name	Building Block	Weight
IE00BKSBHG96	FIDELITY SUST WATER AND WASTE FAM I ACC	Thematic	2.77%
IE00BK5TXR91	FINECO AM SMART FACTORS WORLD L ACC	Global	10.89%
IE00BK5TXP77	FINECO AM SMART FACTORS US L ACC	Regional	16.97%
IE00BFX6D80	FIDELITY FOCUS EQUITY FAM FUND I ACC	Global	9.72%
IE00BFX62308	M&G NORTH AMERICAN VALUE FAM I ACC	Equity: North America	2.76%
IE00BDRNSH56	FAM GLOBAL PREMIUM EQUITIES I ACC	Equity: Developed	6.88%
IE000VDP6OY8	Fineco AM MSCI Wld Fincls ESG Ldrs A Acc	Thematic	0.40%
IE000SM6I1K9	FAM MARKETVECTOR JAP QUAL TIL ESG ETF J	Regional	3.18%
IE000SACNHU2	Fineco AM MSCI Wld IT ESG Ldrs Cpd A Acc	Thematic	0.95%
IE000OHYX4C4	GLOBAL STARS EQUITY FAM I ACC	Global	6.90%
IE000KTT4OS6	NORTH AMERICAN STARS EQUITY FAM I ACC	Regional	13.79%
IE000H327FH3	GLOBAL SUSTAIN PARIS ALIGNED FAM I ACC	Thematic	13.32%
IE000D7BW9Y9	GLOBAL LISTED INFRASTRUCTURE FAM I ACC	Thematic	3.26%
IE000CLW5UA1	DIVERSITY AND INCLUSION FAM I ACC	Thematic	3.00%
IE0006XQ3YX3	Fineco AM MSCI Wld Cons Stp ESG Ld A Acc	Thematic	0.80%
IE0002QI98V5	EUROPEAN STARS EQUITY FAM I ACC	Regional	3.97%
Cash	Cash	Cash	0.45%
<b>Total</b>			<b>100.00%</b>



# Selezione dei fondi e Final Model

## Fondi a Profilo, Verticali e Alternative Conviction

I migliori fondi applicabili da abbinare a ciascuna decisione di allocazione.

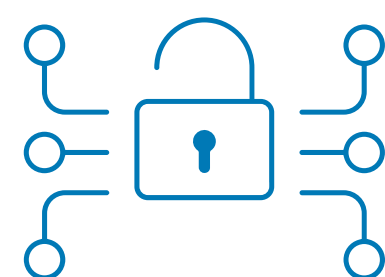
Una volta che l'asset allocation per ciascun portafoglio è stata prodotta, il team di investimento seleziona i migliori fondi applicabili da abbinare a ciascuna decisione di allocazione. A seconda della classe di attivo, un singolo fondo o più fondi possono essere utilizzati.

Fineco Asset Management seleziona i fondi in base a quattro criteri:




### STORICO POSITIVO

Profilo di ritorno asimmetrico dello storico positivo.




### SICUREZZA

Convinzioni e sicurezze del manager.



### RENDIMENTI SUPERIORI

Rendimenti superiori rispetto al rischio intrapreso e persistenza del rendimento.



### MINIMO RISCHIO

Rischio di drawdown inferiore a peers e mercato.

A background image of a candlestick chart with teal-colored bars and wicks, set against a dark teal gradient background. The chart shows an overall upward trend with some volatility.

# Attività svolte dal team di gestione

02

## Attività svolte dal team di gestione

### FAM US Equity Conviction, FAM Europe Equity Conviction, FAM MegaTrends

Non sono state apportate modifiche al portafoglio modello nel corso del periodo. Tutta l'attività di trading è stata dettata da esigenze di gestione giornaliera della liquidità.

### FAM US Equity Conviction

Durante il mese il gestore ha ridotto l'esposizione alle strategie long/short equity e relative value, aumentando l'allocazione nei fondi macro/CTA ed equity market neutral. Queste modifiche sono state innescate dai segnali di un modello quantitativo basato su algoritmi di apprendimento automatico che hanno suggerito di rafforzare le allocazioni nelle strategie che hanno mediamente sovraperformato (ad esempio, equity market neutral, macro/CTA e merger arbitrage), sottopesando invece quelle che tendono ad arrancare (come le strategie relative value e long/short equities) in contesti di avversione al rischio. A tale scopo, il gestore ha sovrappesato leggermente GAM Star Global Rates, Aspect Diversified Trends e Amundi Tiedemann Arbitrage Strategy, e sottopesato lievemente Lazard Rathmore, Artemis US Extended Alpha e AQR Sustainable Long/Short Equity.



## Attività svolte dal team di gestione

### FAM Asia Pacific Conviction

Le principali operazioni effettuate durante il mese sono state finalizzate alla gestione della liquidità.



### FAM Global Equity Conviction

Durante il mese abbiamo ridotto le posizioni in Dodge and Cox Worldwide Global Stock Fund e iShares MSCI World Min Vol ETF e incrementato quelle in MSCI World Index FAM Fund, Fidelity Focus Equity FAM Fund, Global Stars Equity FAM Fund e Global Sustainable Paris Aligned FAM Fund.



### FAM Advisory 9

Nel corso del mese abbiamo alleggerito la posizione in JPM China A Shares Opportunities FAM Fund e incrementato quella in Emerging Markets Equity FAM Fund. All'interno del building block statunitense abbiamo ridotto le ponderazioni di Nordea North American Stars FAM Fund e JPM US Equity Select Fund e rafforzato quella di A+F US Equity Fundamental Growth Fund. Abbiamo aumentato leggermente l'esposizione all'Europa tramite Smart Factors Europe FAM Fund, sfoltendo le posizioni in European Stars Equity FAM Fund ed European Equity FAM Fund.



# Attività svolte dal team di gestione

## FAM Cube Trend Opportunity

Nel corso del periodo, il gestore ha ridotto l'esposizione azionaria a favore dei mercati monetari, alleggerendo l'allocazione in iShares Core MSCI World UCITS ETF e incrementando la ponderazione di Ultra Short Term Bond SRI FAM Fund.



# Performance

03



# Top Level Return

PRODOTTO	LUGLIO 2024	SINCE INCEPTION	INCEPTION DATE
Fineco AM Advisory 3	0,98	2,91	-1,25
Fineco AM Advisory 4	1,17	3,31	3,06
Fineco AM Advisory 5	1,24	4,46	4,81
Fineco AM Advisory 6	0,93	5,59	11,15
Fineco AM Advisory 7	0,47	8,21	25,88
Fineco AM Advisory 9	-0,39	13,36	41,81
Fineco AM Passive Underlyings 3	1,15	2,92	1,48
Fineco AM Passive Underlyings 4	1,41	3,25	0,80
Fineco AM Passive Underlyings 5	1,47	4,30	1,43
Fineco AM Passive Underlyings 6	1,25	5,79	4,11
Fineco AM Passive Underlyings 7	0,81	8,65	9,01
Fineco AM Passive Underlyings 8	0,27	12,33	NA
FAM Megatrends	0,35	7,99	37,28
FAM Global Inflation Response	1,73	4,27	3,14
FAM Alternative Conviction	0,85	7,71	15,31
FAM Asia Pacific Conviction	0,55	8,71	12,76
FAM Emerging Markets Equity Conviction	-2,43	7,72	-0,34
FAM Europe Equity Conviction	0,68	6,76	26,63
FAM Global Equity Conviction	0,95	12,39	45,53
FAM US Equity Conviction	-0,62	14,51	67,72
Fineco AM Cube Trend Opportunity Fund	1,34	6,35	8,89
FAM Strategic Allocation	1,13	3,28	1,26
Fineco AM Advisory 6 Target	1,00	5,28	1,05
Fineco AM Advisory 9 Target	-0,33	12,71	17,53
FAM Megatrends Target	0,44	7,49	7,82
Fineco AM Advisory 6 Target October 2024	0,98	5,04	0,65
FAM Advisory 9 Target October 2024	-0,28	11,93	15,45
FAM Megatrends Target October 2024	0,46	7,07	6,30
FAM Megatrends Target January 2025	0,49	6,69	3,82
FAM Sustainable Target January 2025	0,35	10,08	13,01
Fineco AM Advisory 6 Target January 2025	0,98	4,79	0,18
Fineco AM Advisory 6 Target Boost	0,95	4,70	-0,48

\*Portafoglio al 31 Luglio 2024



# Top Level Return

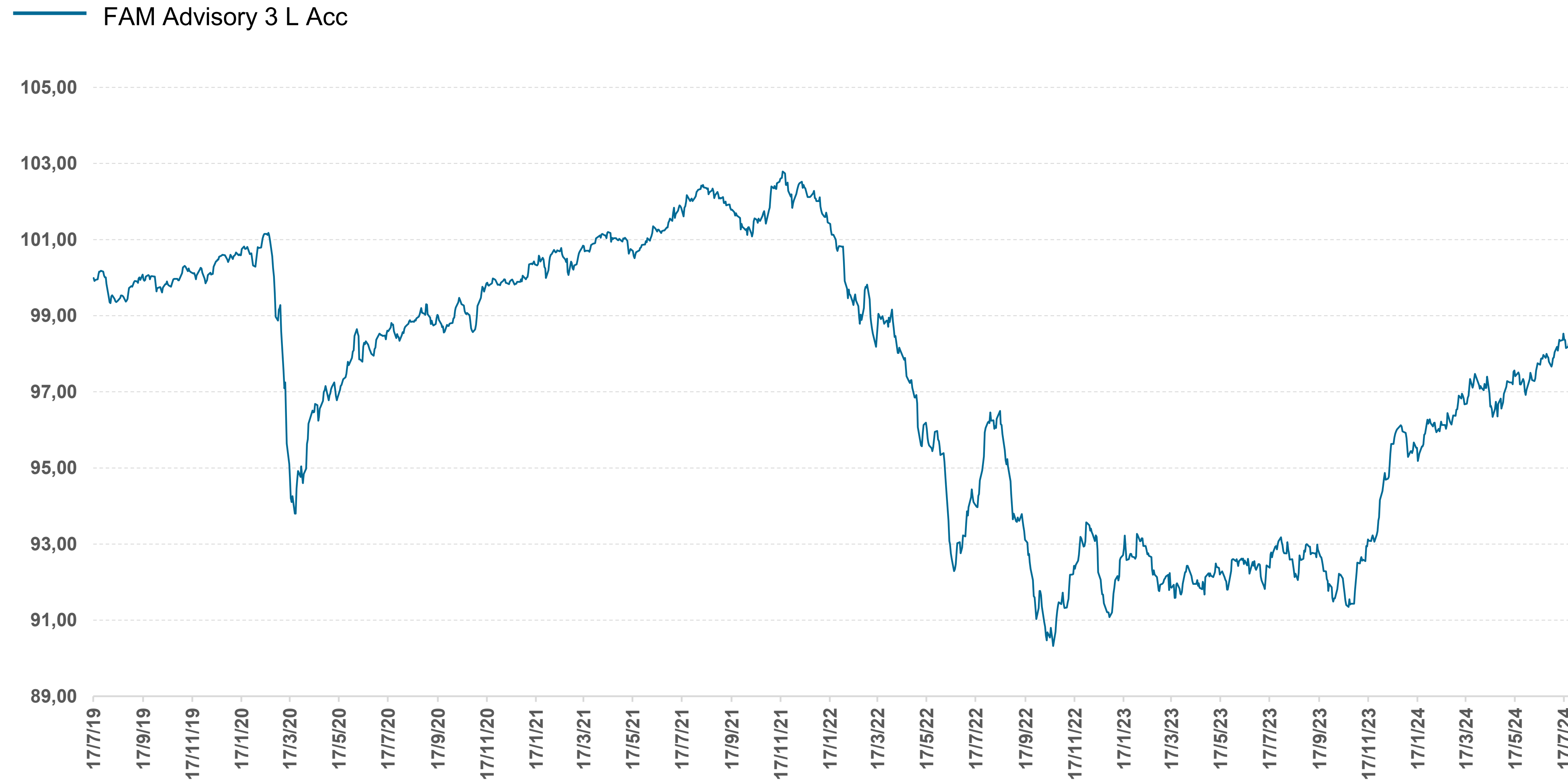
PRODOTTO	LUGLIO 2024	SINCE INCEPTION	INCEPTION DATE
FAM MegaTrends Target Boost	0,57	6,92	3,36
FAM Sustainable Target Boost	0,34	12,01	22,98
FAM Megatrends Target 2022	0,43	7,80	1,85
FAM Megatrends Target 2025	0,58	6,72	2,37
FAM Sustainable Target 2022	0,36	12,13	19,80
FAM Sustainable Target 2022 II	0,35	12,10	15,46
FAM Megatrends Target 2022 II	0,43	7,87	0,80
FAM Megatrends Target 2025 II	0,63	6,44	1,92
FAM Megatrends Target 2022 III	0,41	7,75	0,05
FAM Megatrends Target 2023	0,40	7,81	NA
FAM Megatrends Target 2025 III	0,64	6,19	1,03
FAM Megatrends Target 2026	0,66	5,93	NA
FAM Sustainable Target 2022 III	0,39	12,07	13,26
FAM Sustainable Target 2023	0,37	12,16	NA
FAM Sustainable Target 2023 II	0,34	12,05	11,69
FAM Sustainable Target 2026	0,58	8,28	5,44
FAM Megatrends Target 2023 II	0,41	7,78	1,70
FAM Megatrends Target 2026 II	0,69	5,81	0,96
FAM Sustainable Target 2023 III	0,38	12,12	11,23
FAM Sustainable Target 2026 II	0,62	7,75	4,29
FAM Megatrends Target 2023 III	0,44	7,74	2,89
FAM Megatrends Target 2026 III	0,70	5,57	0,91
FAM Emerging Markets Target 2023 II	-2,48	7,66	0,32
FAM Megatrends Target 2023 IV	0,43	7,86	5,22
FAM Megatrends Target 2023 V	0,40	7,84	7,96
FAM Megatrends Target 2023 IV	0,34	12,11	12,02
FAM Sustainable Target 2023 V	0,35	12,10	13,91
Fineco AM Advisory 9 Target 2024	-0,35	11,57	16,84
Fineco AM Megatrends Target 2027	0,80	4,53	NA
Fineco AM Sustainable Target 2024	0,32	11,76	16,87
Fineco AM Emerging Markets Target 2027	-0,39	3,58	6,36

\*Portafoglio al 31 Luglio 2024



# FAM Advisory 3

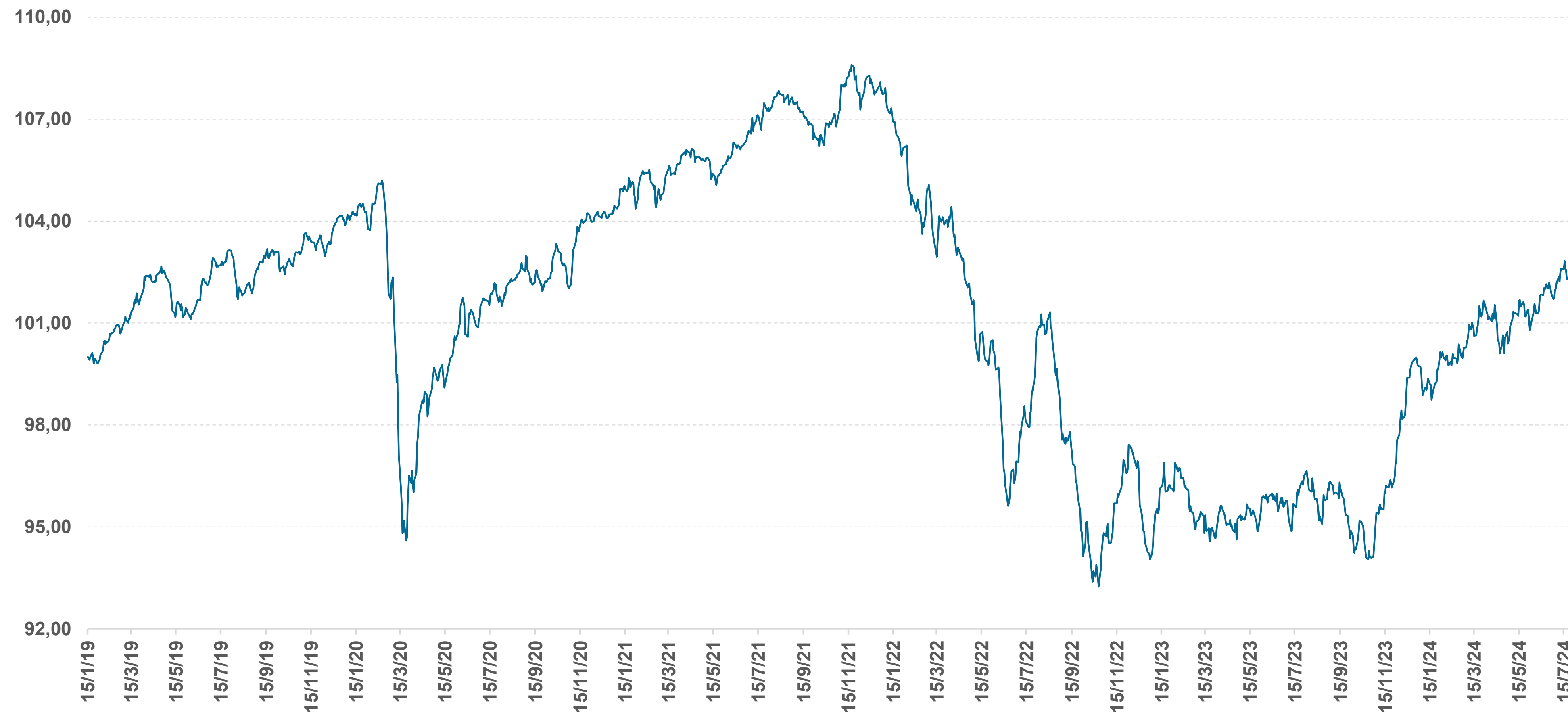
Profilo rischio/rendimento | 17 lug 2019 - 31 lug 2024



# FAM Advisory 4

Profilo rischio/rendimento | 15 gen 2019 - 31 lug 2024

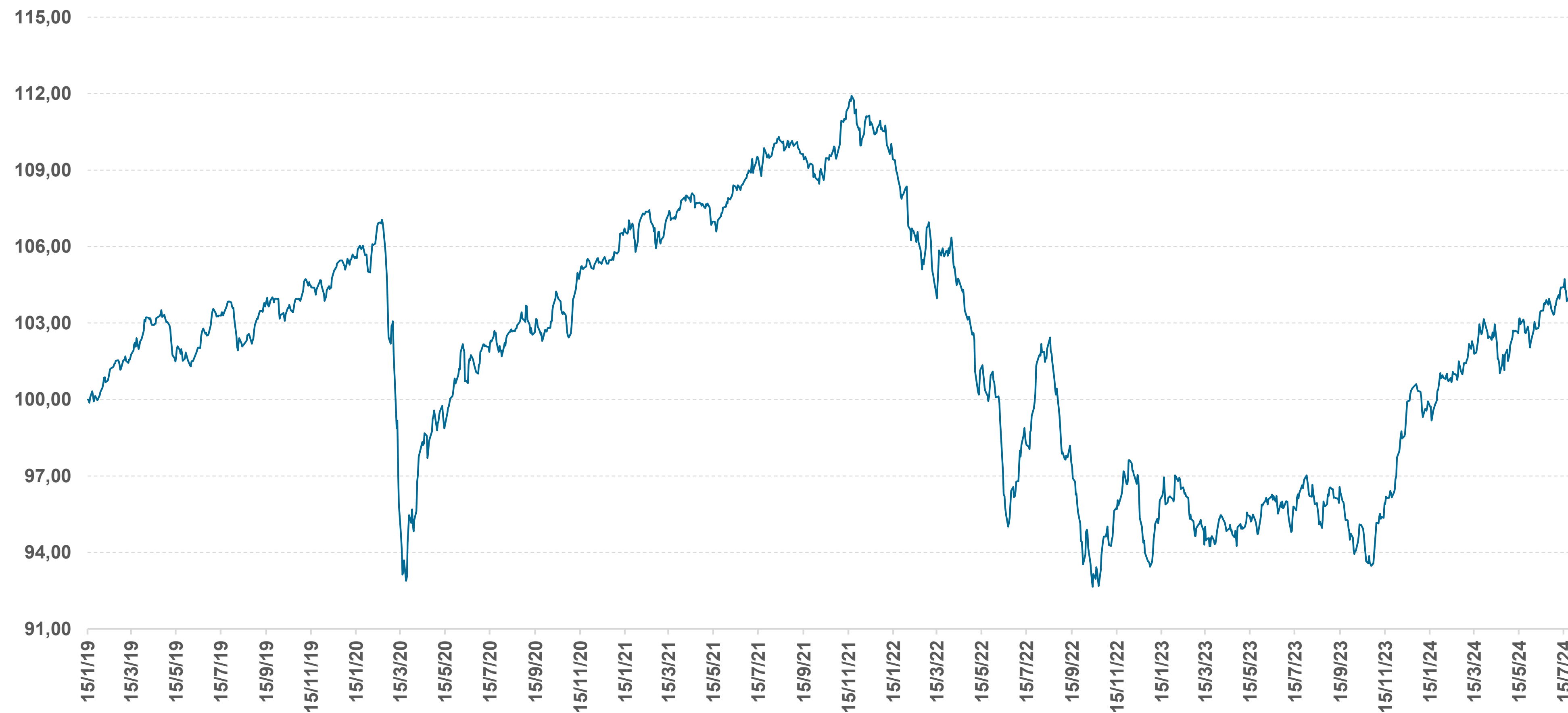
— FAM Advisory 4 L Acc



# FAM Advisory 5

Profilo rischio/rendimento | 15 gen 2019 - 31 lug 2024

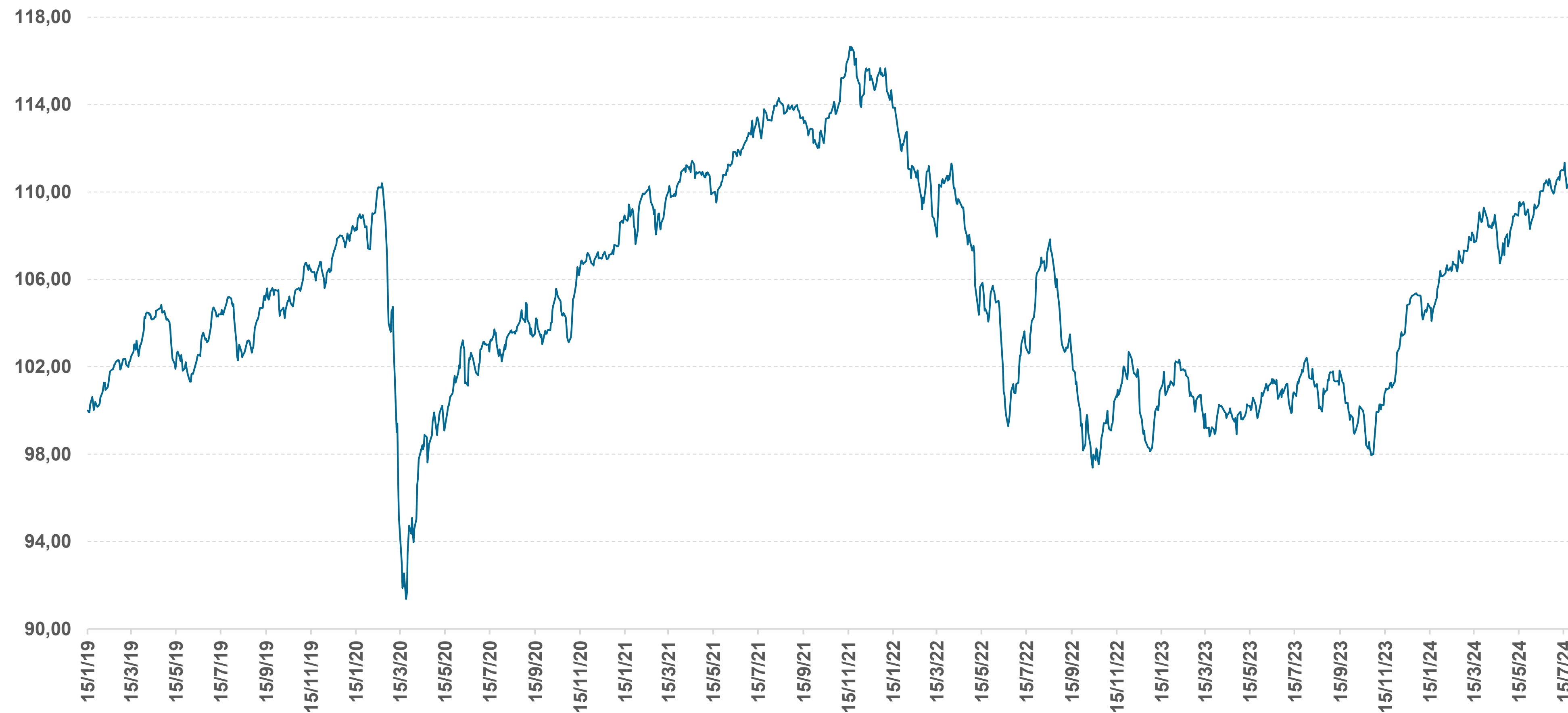
— FAM Advisory 5 L Acc



# FAM Advisory 6

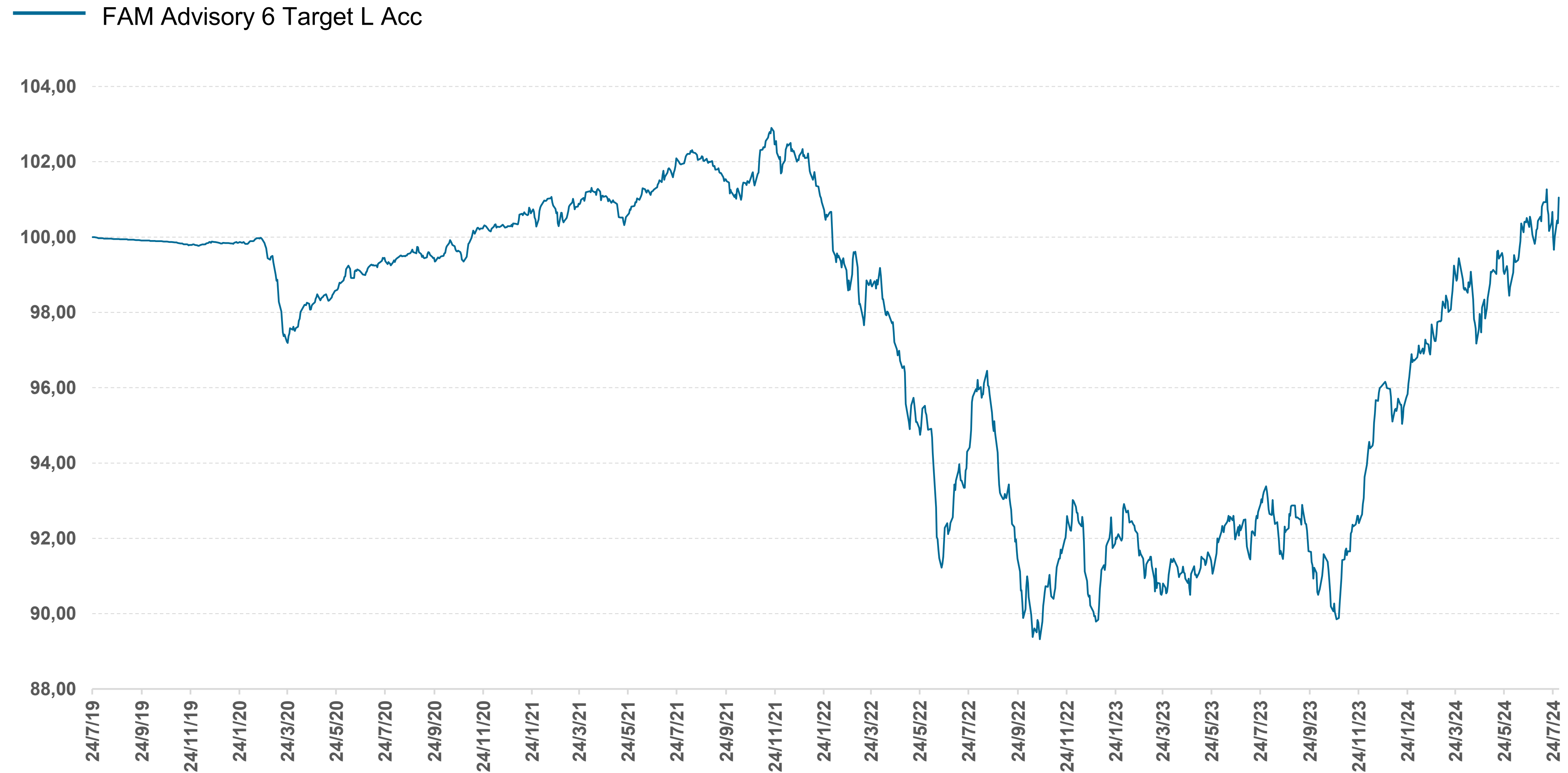
Profilo rischio/rendimento | 15 gen 2019 - 31 lug 2024

— FAM Advisory 6 L Acc



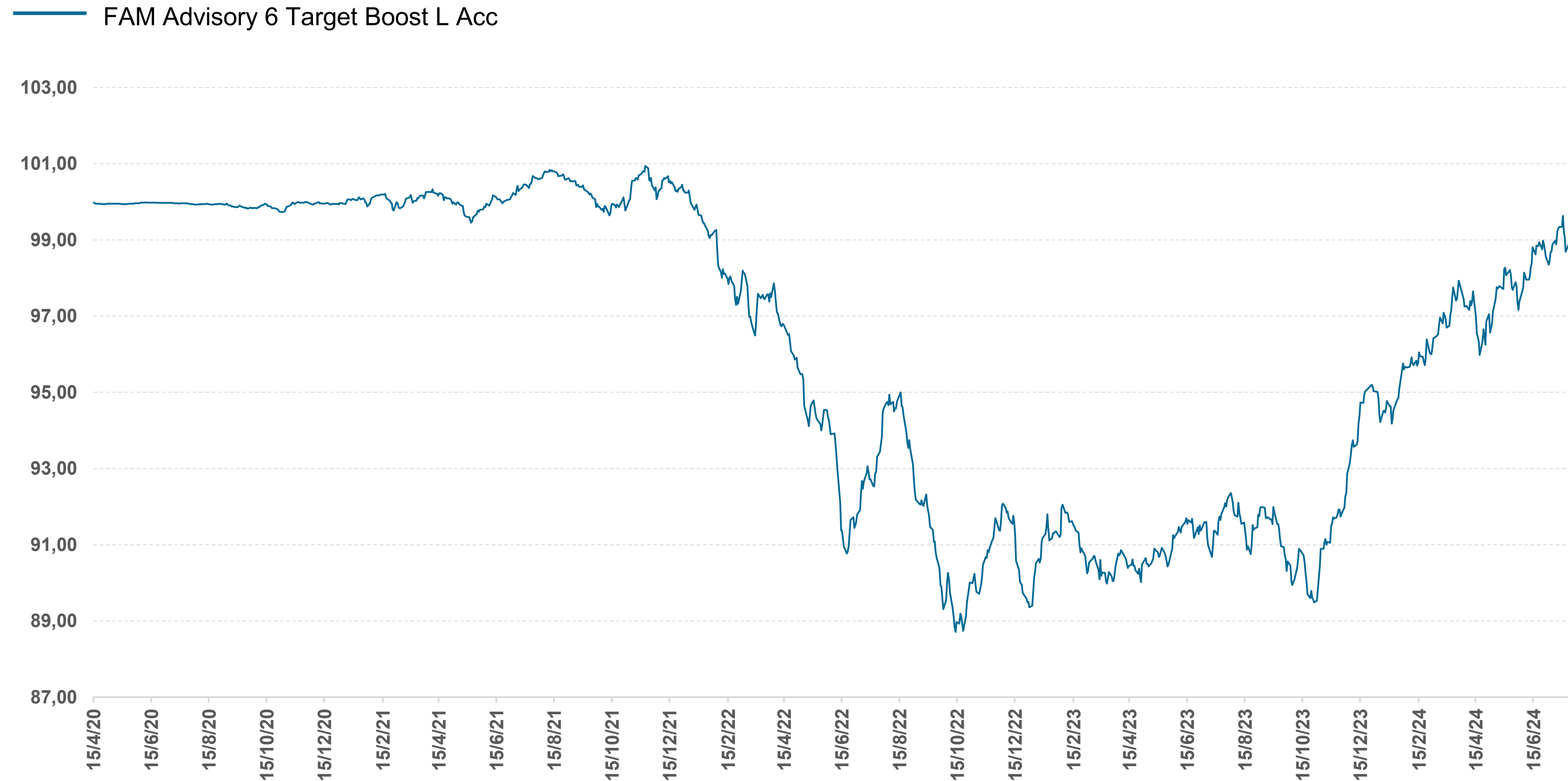
# FAM Advisory 6 Target

Profilo rischio/rendimento | 24 lug 2019 - 31 lug 2024



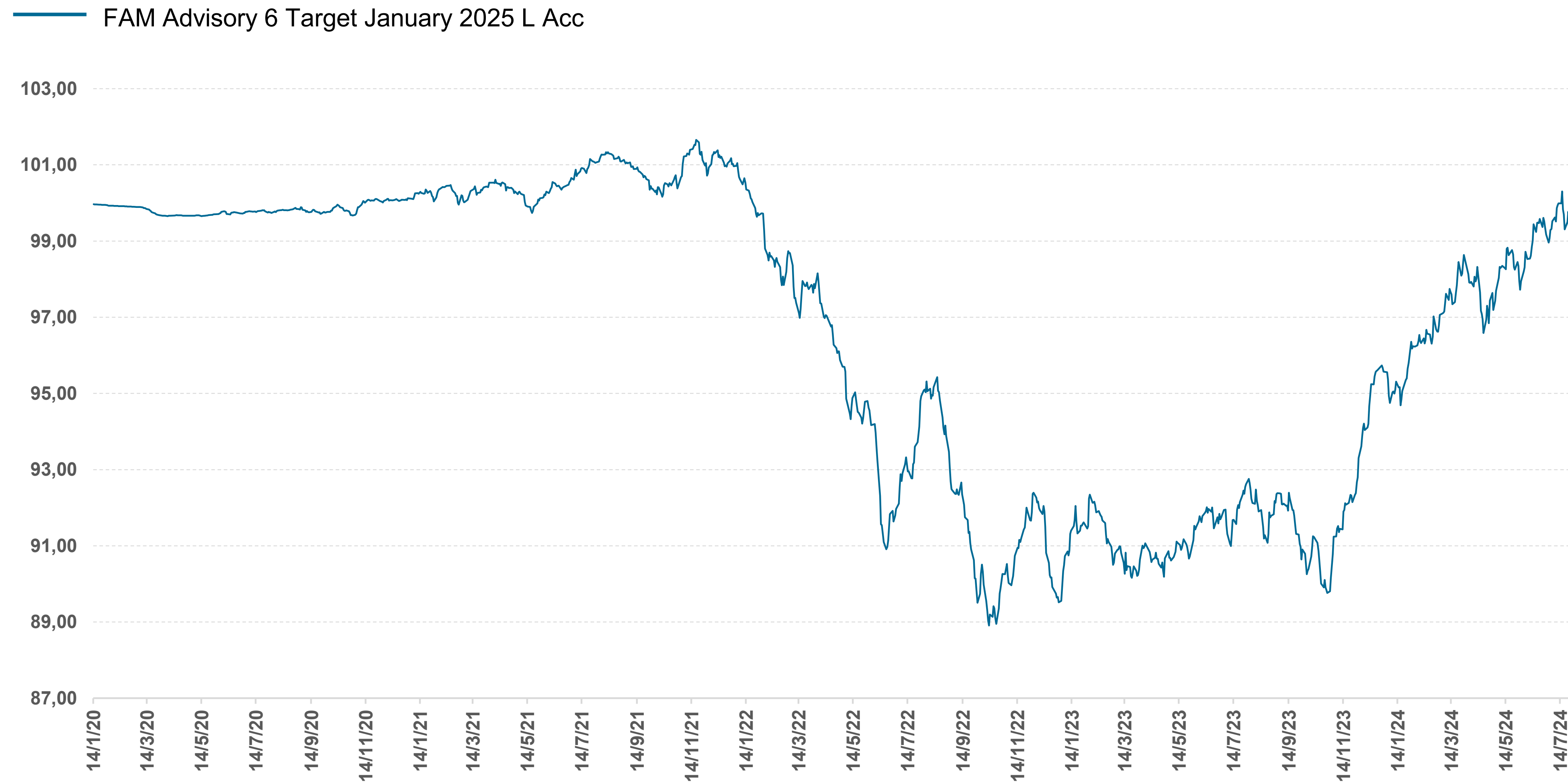
# FAM Advisory 6 Target Boost

Profilo rischio/rendimento | 15 apr 2020 - 31 lug 2024



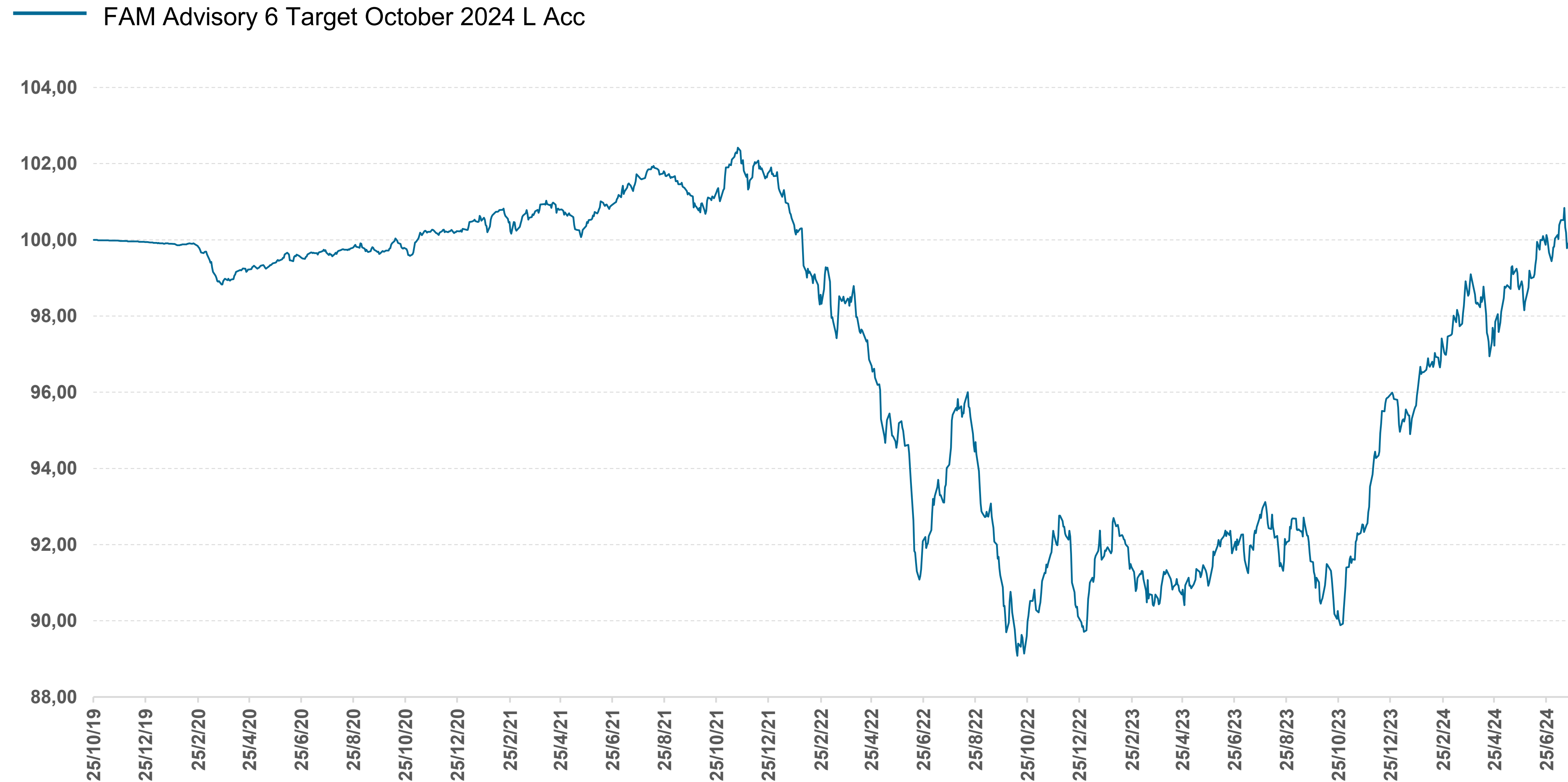
# FAM Advisory 6 Target January 2025

Profilo rischio/rendimento | 14 gen 2020 - 31 lug 2024



# FAM Advisory 6 Target October 2024

Profilo rischio/rendimento | 25 ott 2019 - 31 lug 2024

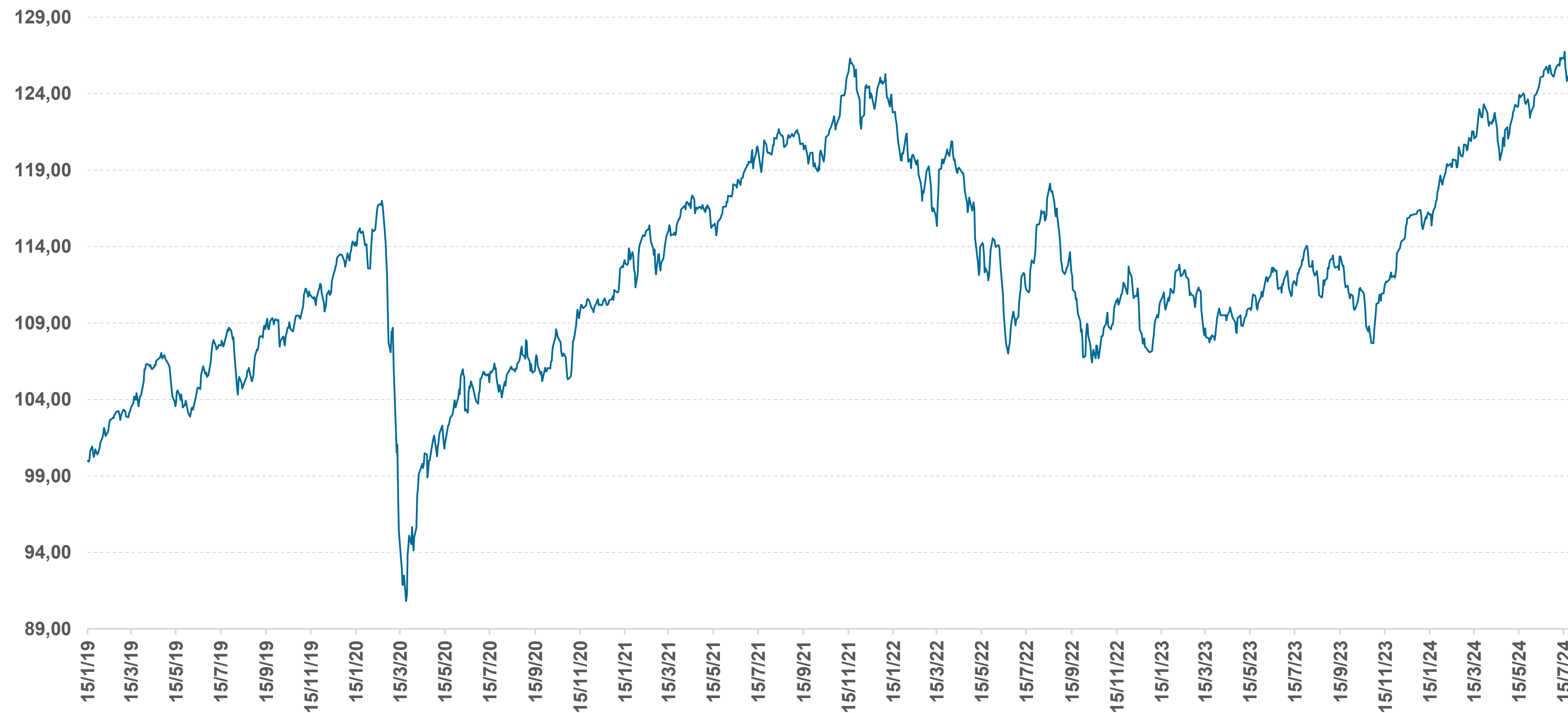




# FAM Advisory 7

Profilo rischio/rendimento | 15 gen 2019 - 31 lug 2024

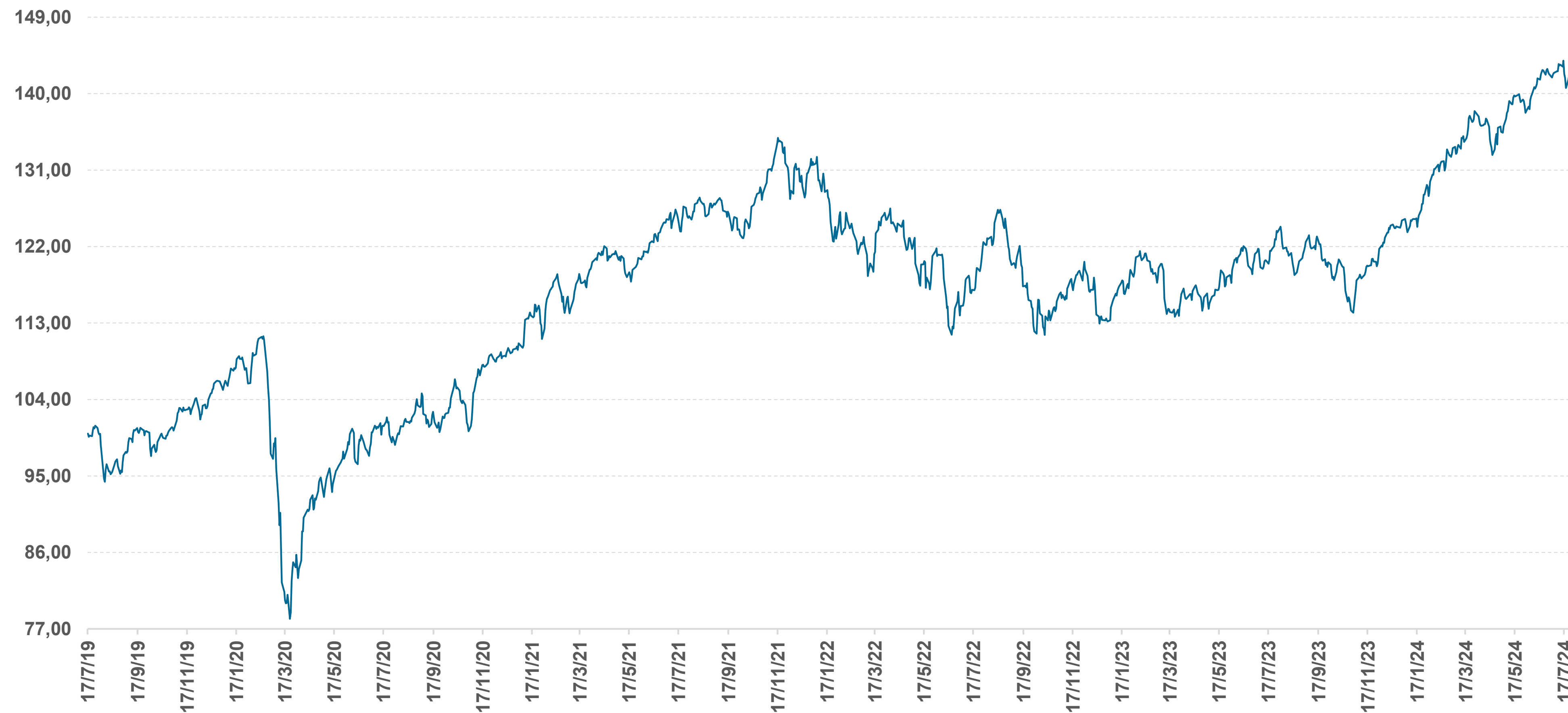
— FAM Advisory 7 L Acc



# FAM Advisory 9

Profilo rischio/rendimento | 17 lug 2019 - 31 lug 2024

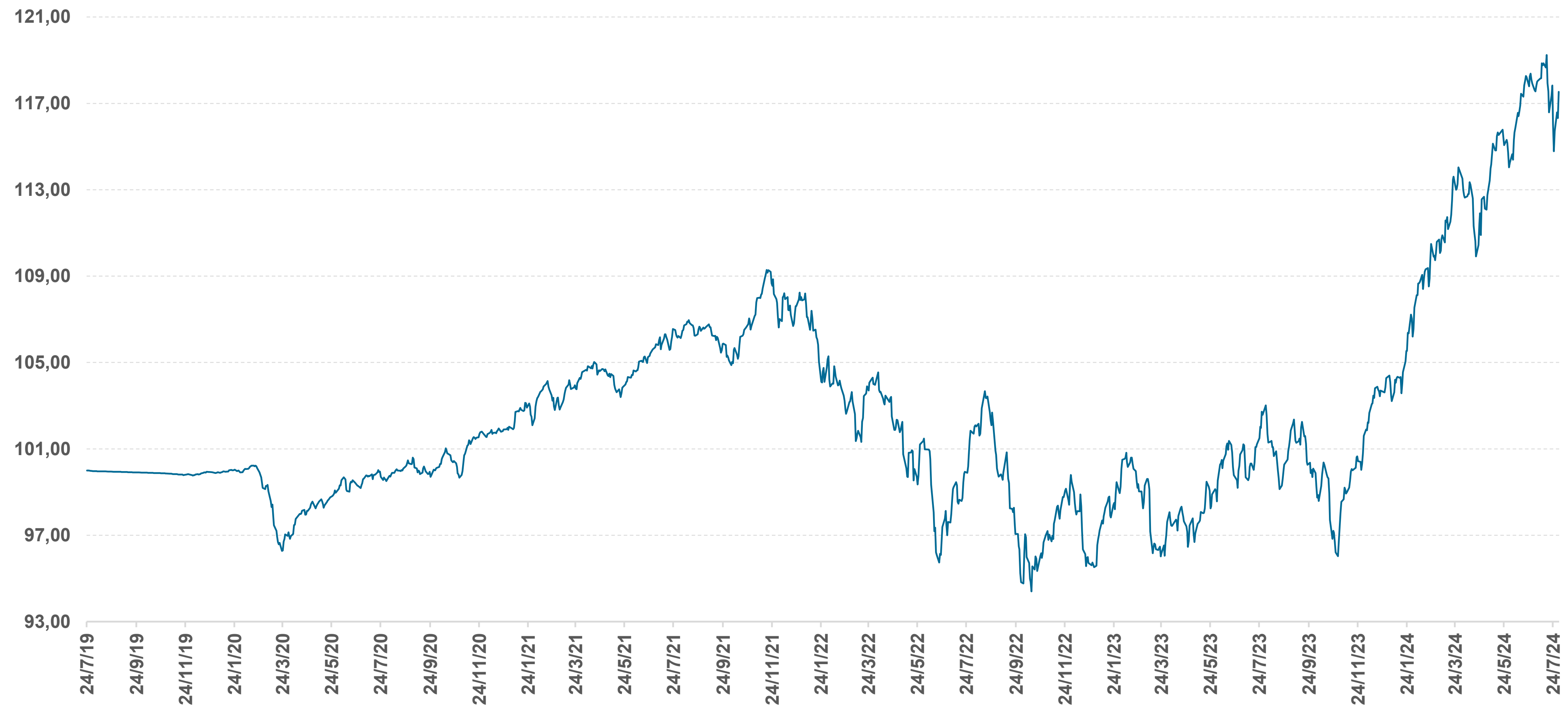
— FAM Advisory 9 L Acc



# FAM Advisory 9 Target

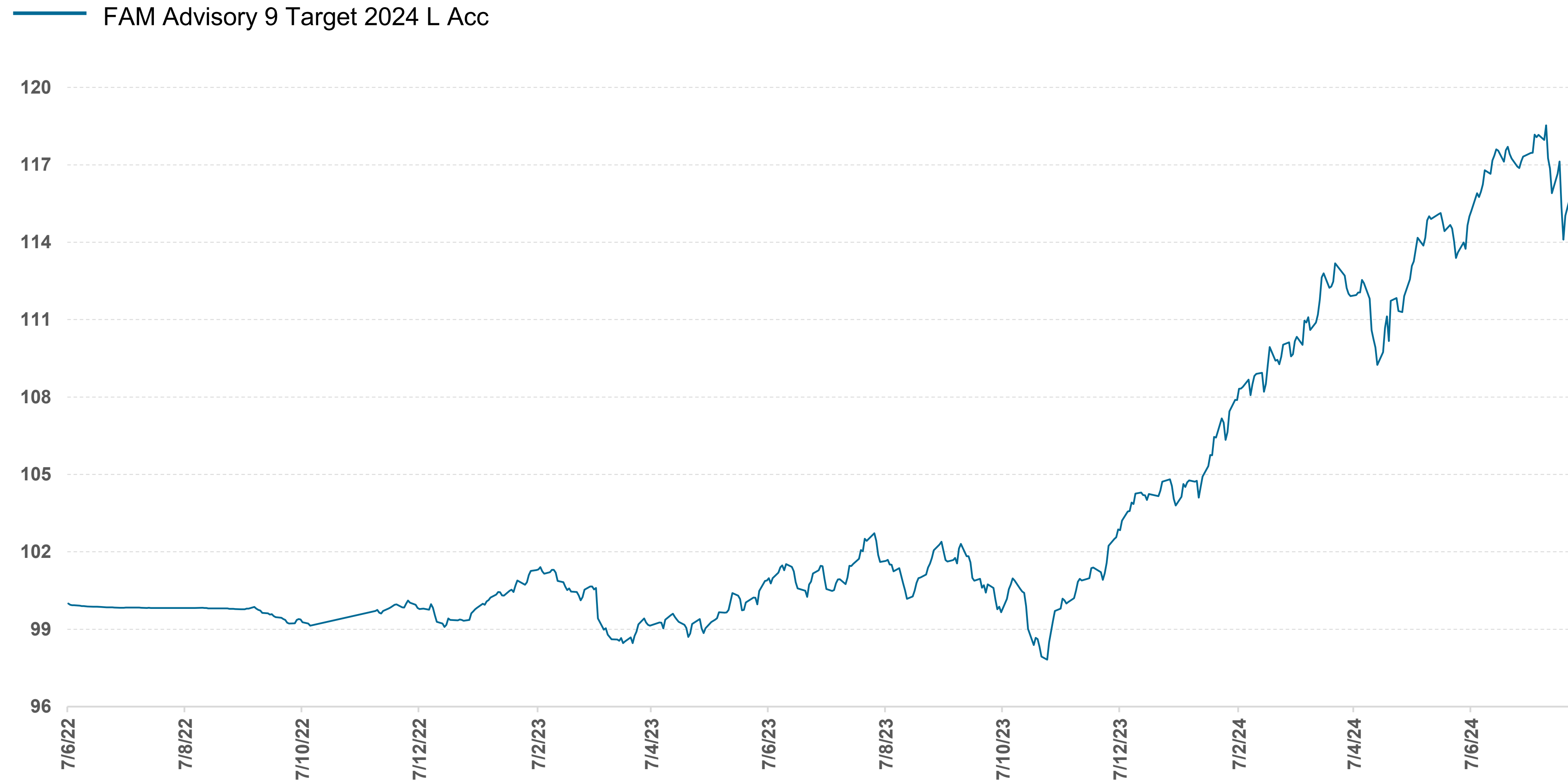
Profilo rischio/rendimento | 24 lug 2019 - 31 lug 2024

— FAM Advisory 9 Target L Acc



# FAM Advisory 9 Target 2024

Profilo rischio/rendimento | 07 giu 2022 - 31 lug 2024



# FAM Advisory 9 Target October 2024

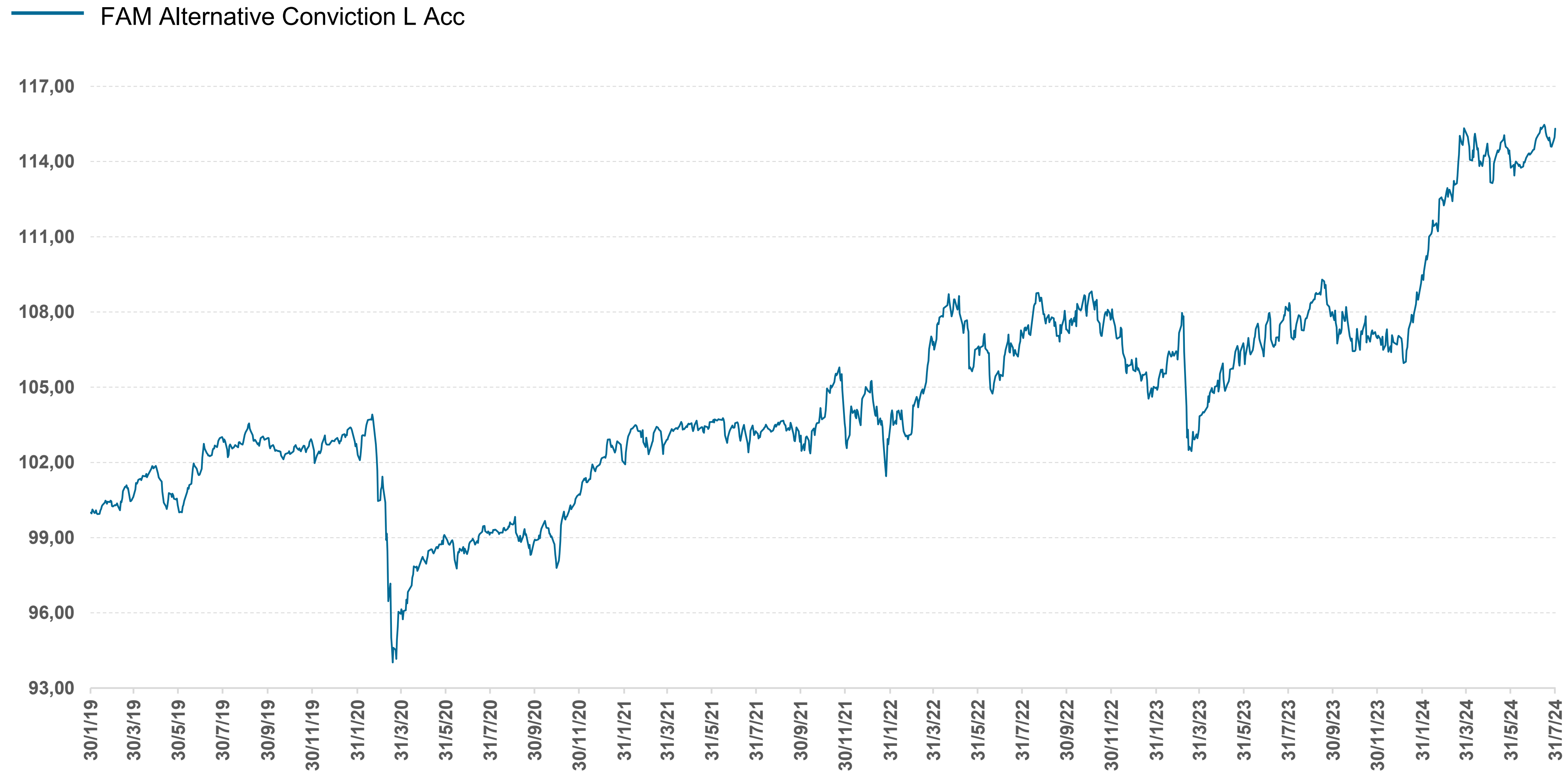
Profilo rischio/rendimento | 25 ott 2019 - 31 lug 2024

— FAM Advisory 9 Target October 2024 L Acc



# FAM Alternative Conviction

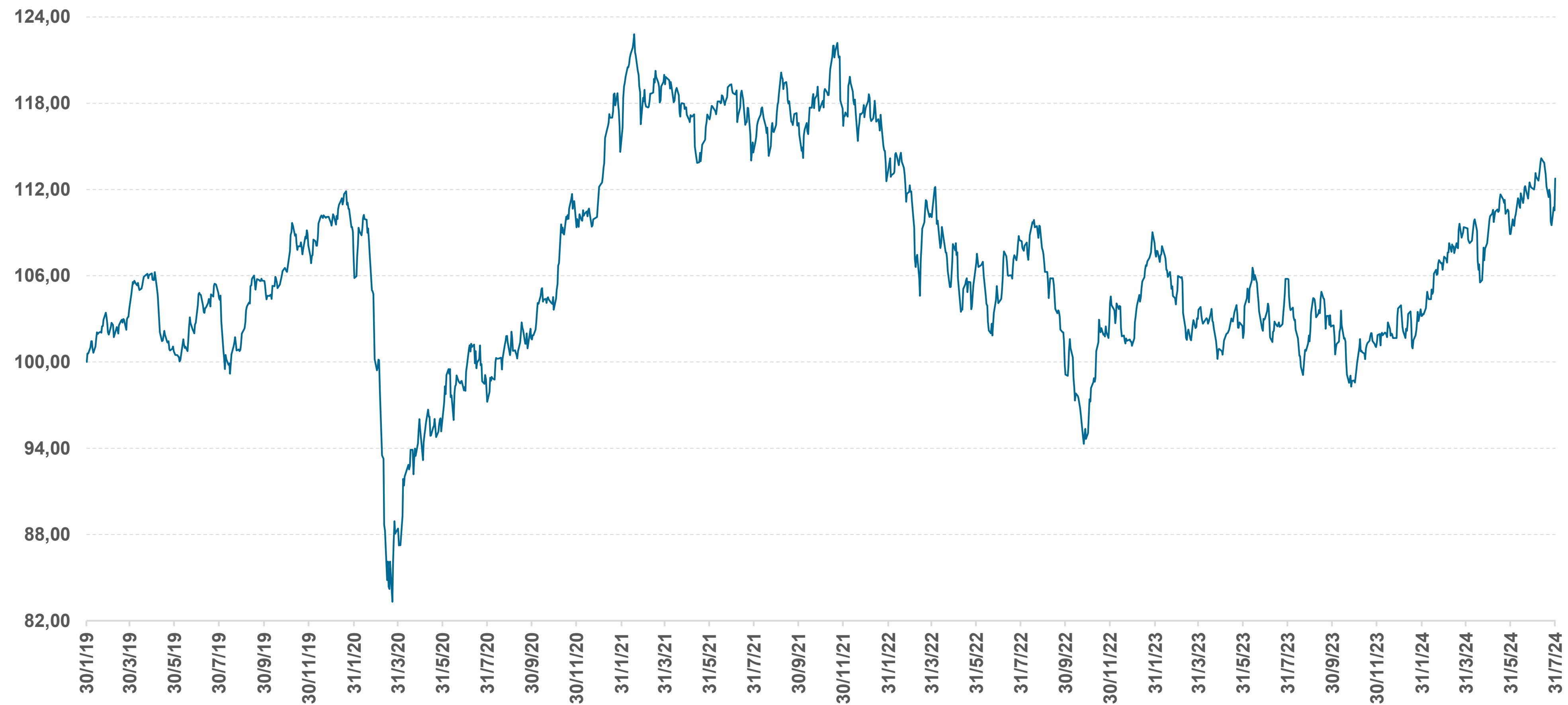
Profilo rischio/rendimento | 30 gen 2019 - 31 lug 2024



# FAM Asia Pacific Conviction

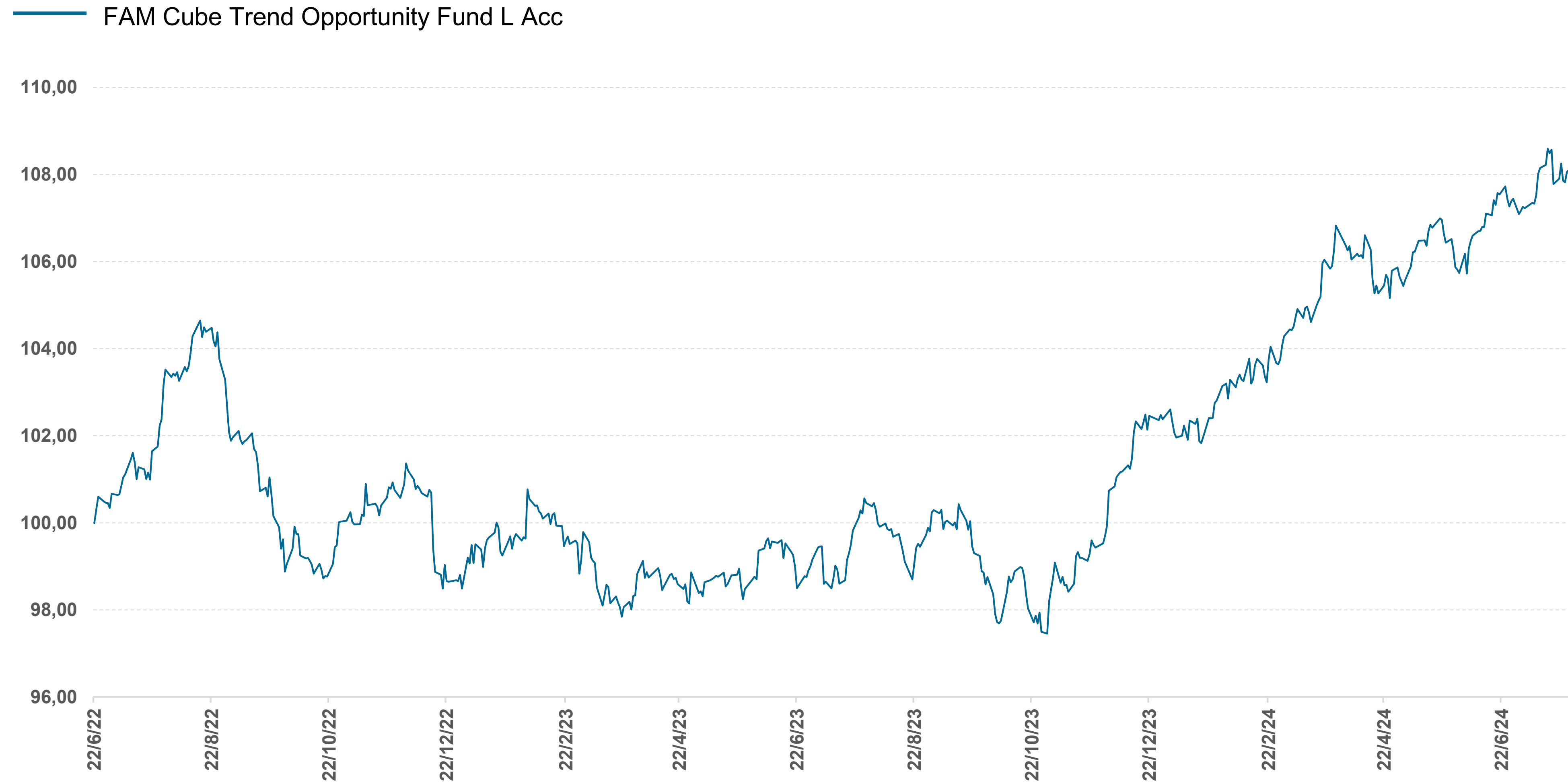
Profilo rischio/rendimento | 30 gen 2019 - 31 lug 2024

— FAM Asia Pacific Conviction L Acc



# FAM Cube Trend Opportunity Fund

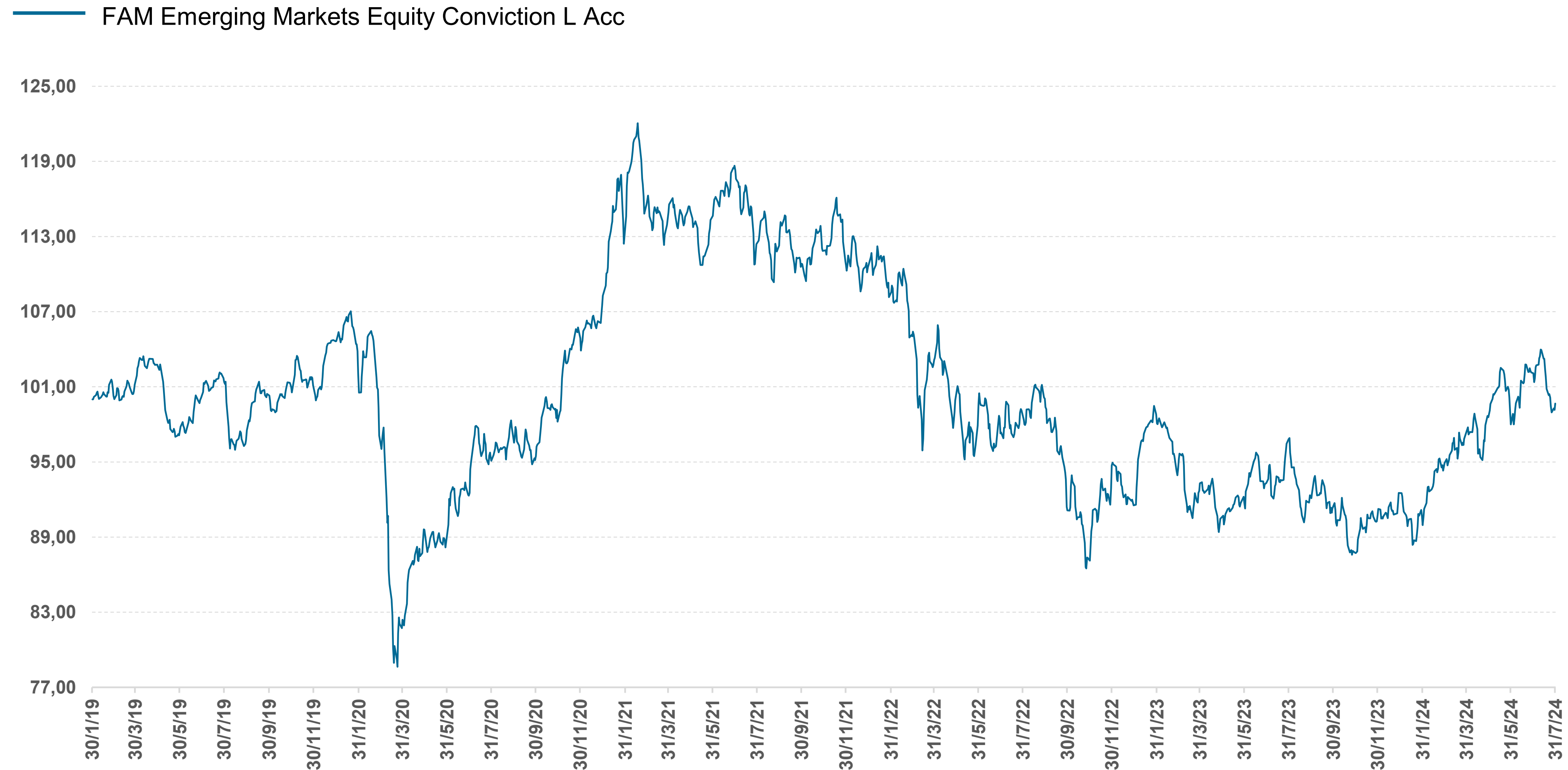
Profilo rischio/rendimento | 22 giu 2022 - 31 lug 2024





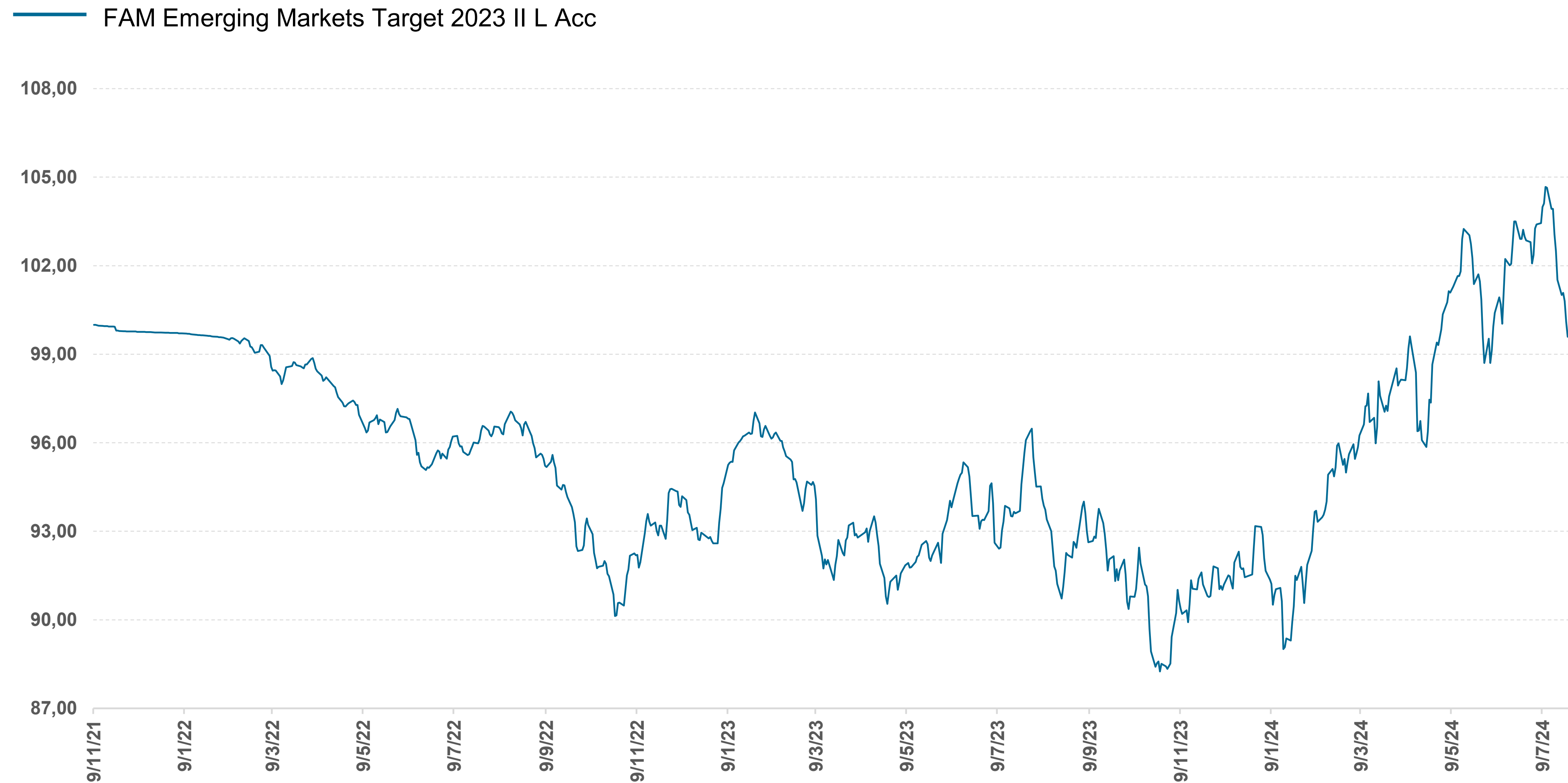
# FAM Emerging Markets Equity Conviction

Profilo rischio/rendimento | 30 gen 2019 - 31 lug 2024



# FAM Emerging Markets Target 2023 II

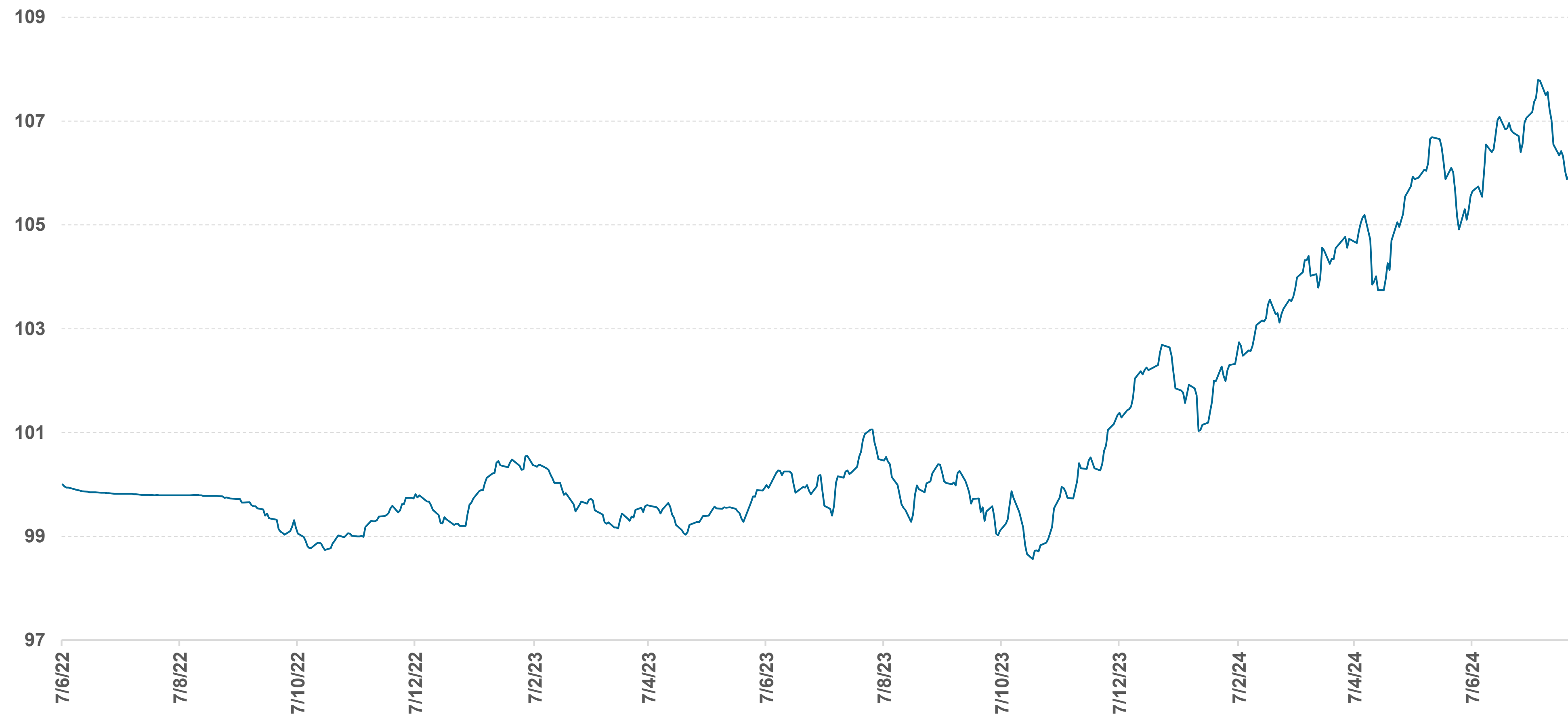
Profilo rischio/rendimento | 09 nov 2021 - 31 lug 2024



# FAM Emerging Markets Target 2027

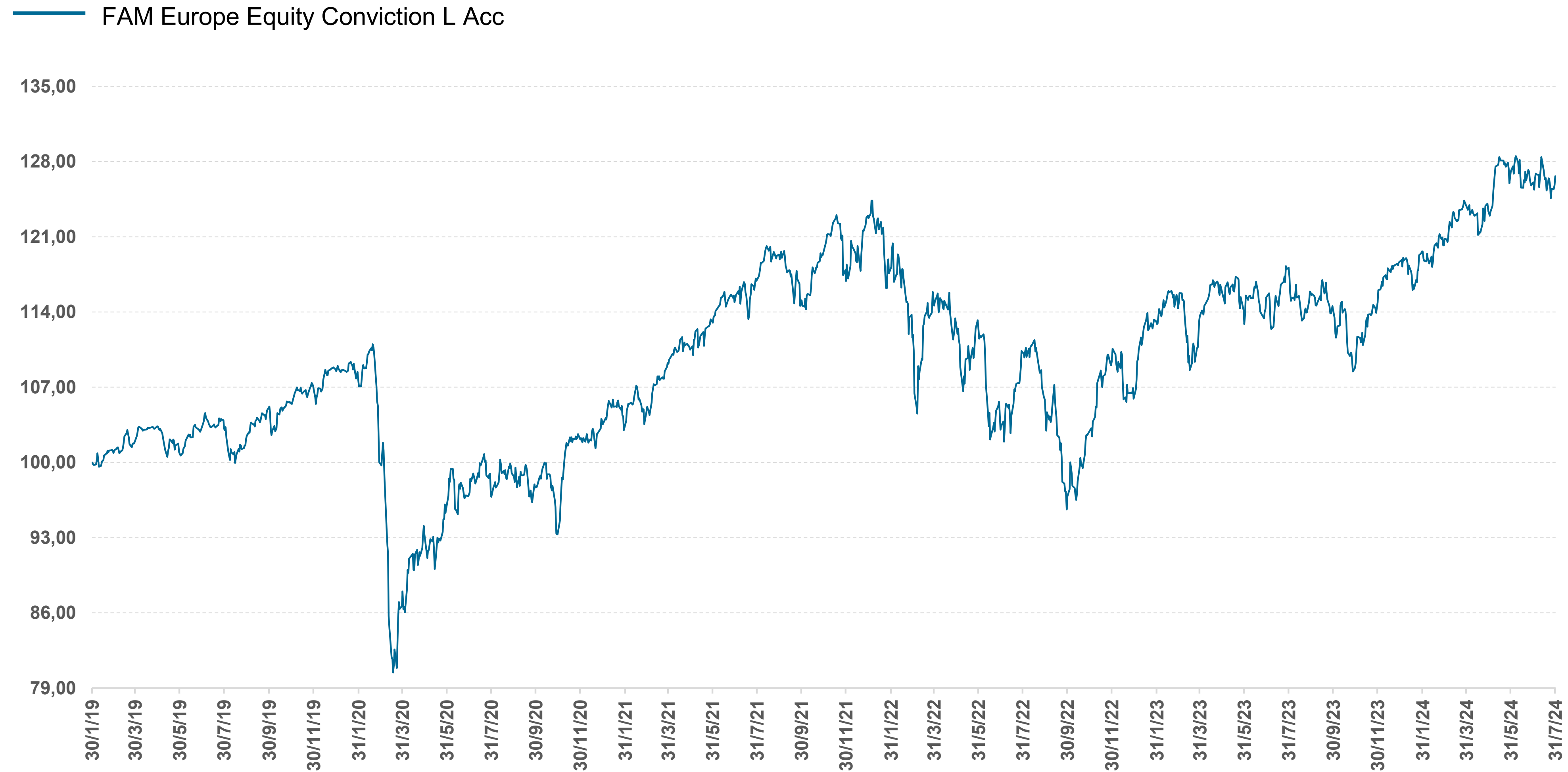
Profilo rischio/rendimento | 07 giu 2022 - 31 lug 2024

— FAM Emerging Markets Target 2027 L Acc



# FAM Europe Equity Conviction

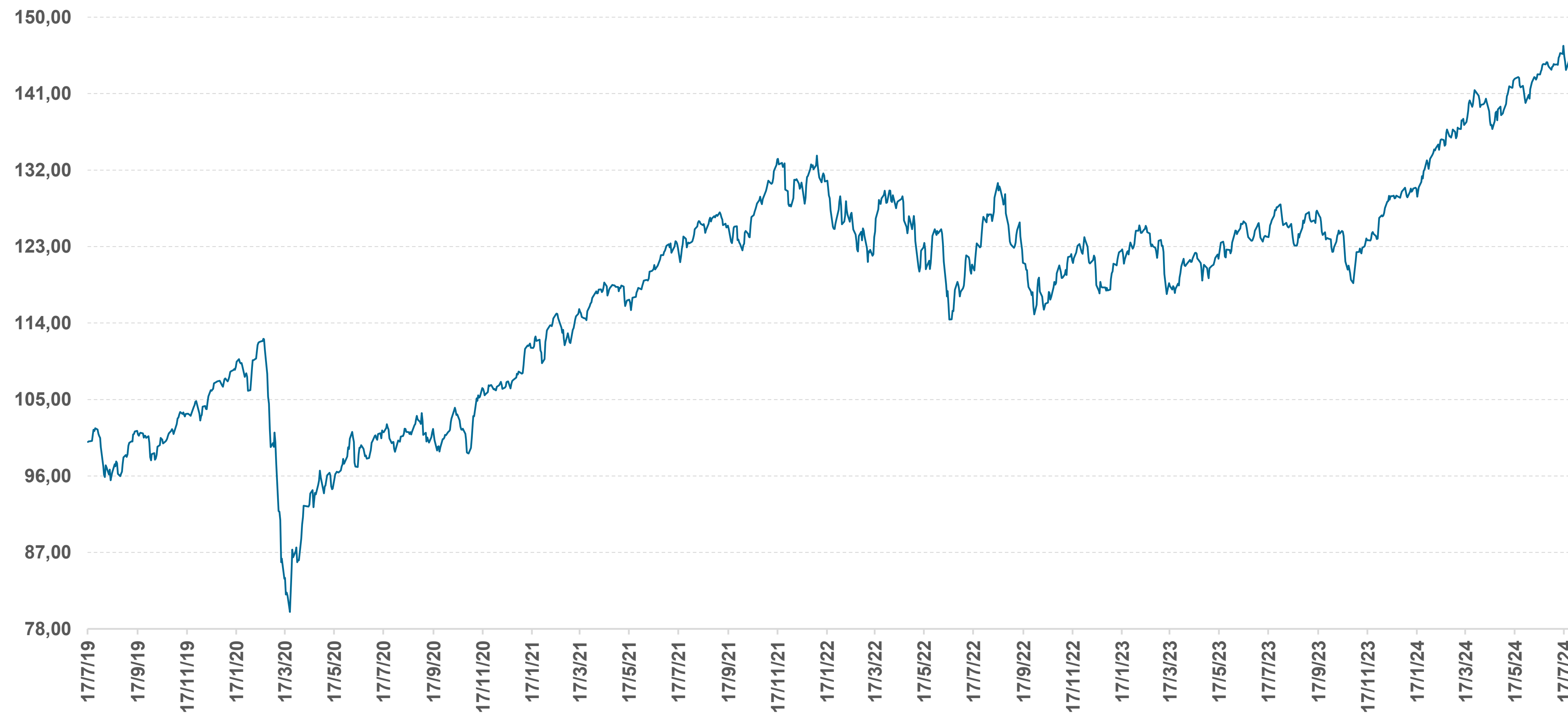
Profilo rischio/rendimento | 30 gen 2019 - 31 lug 2024



# FAM Global Equity Conviction

Profilo rischio/rendimento | 17 lug 2019 - 31 lug 2024

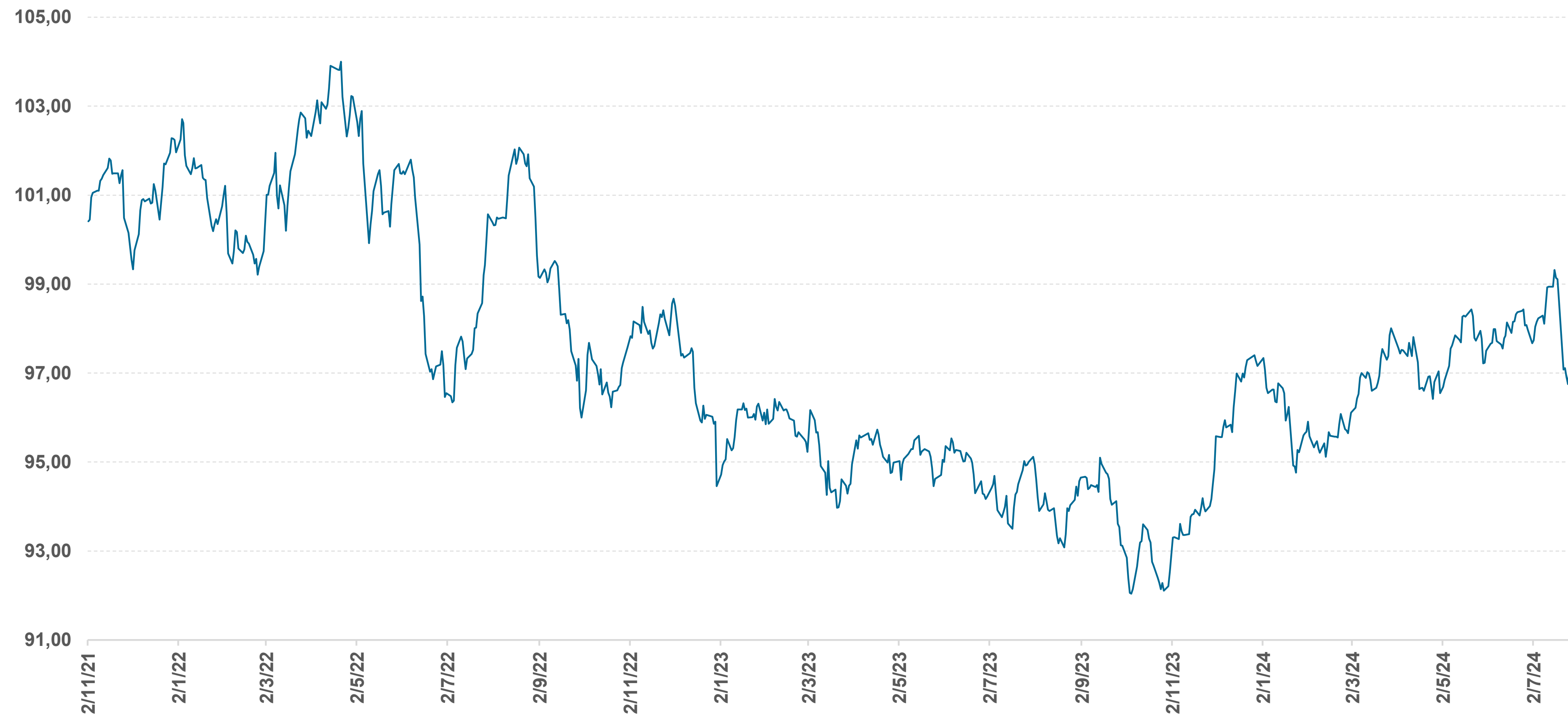
— FAM Global Equity Conviction L Acc



# FAM Global Inflation Response

Profilo rischio/rendimento | 02 nov 2021 - 31 lug 2024

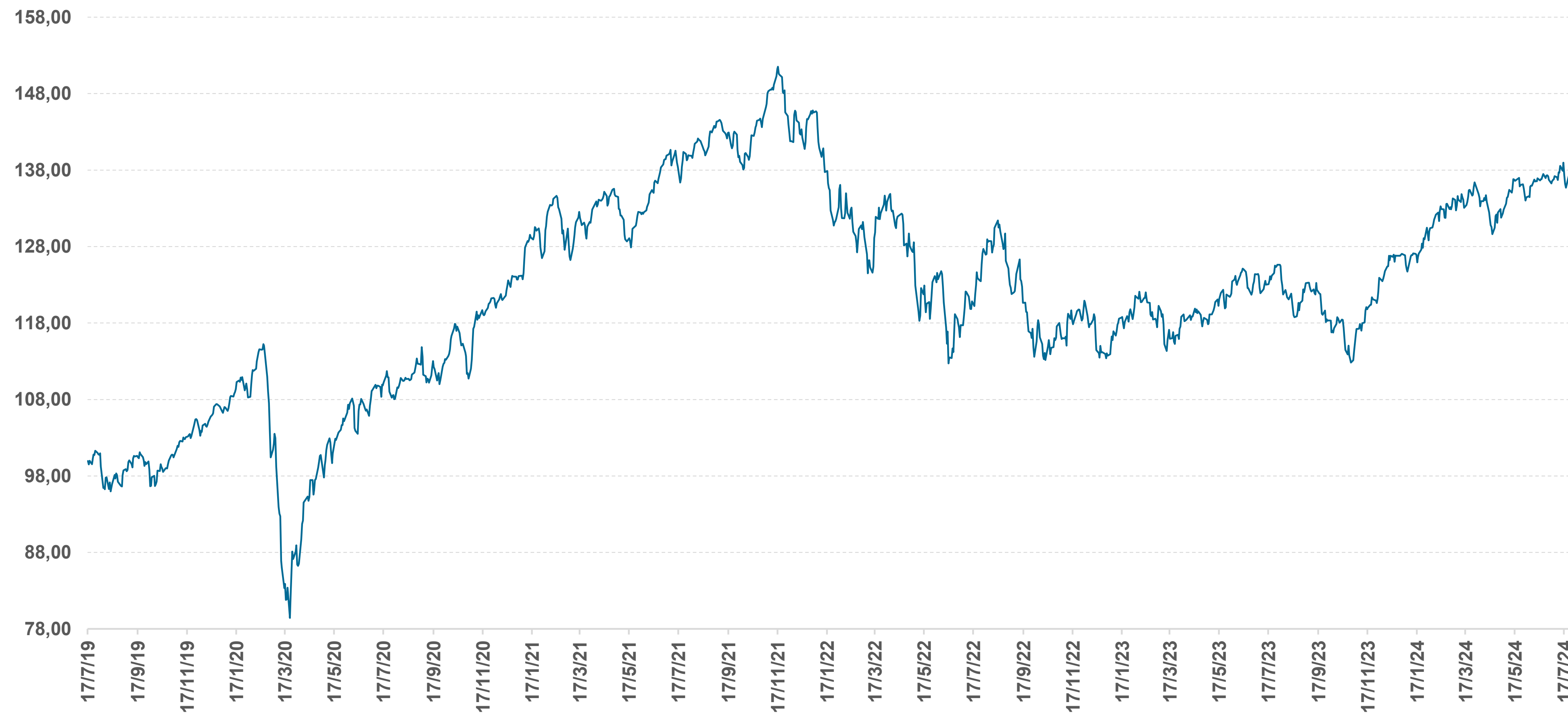
— FAM Global Inflation Response L Acc



# FAM Megatrends

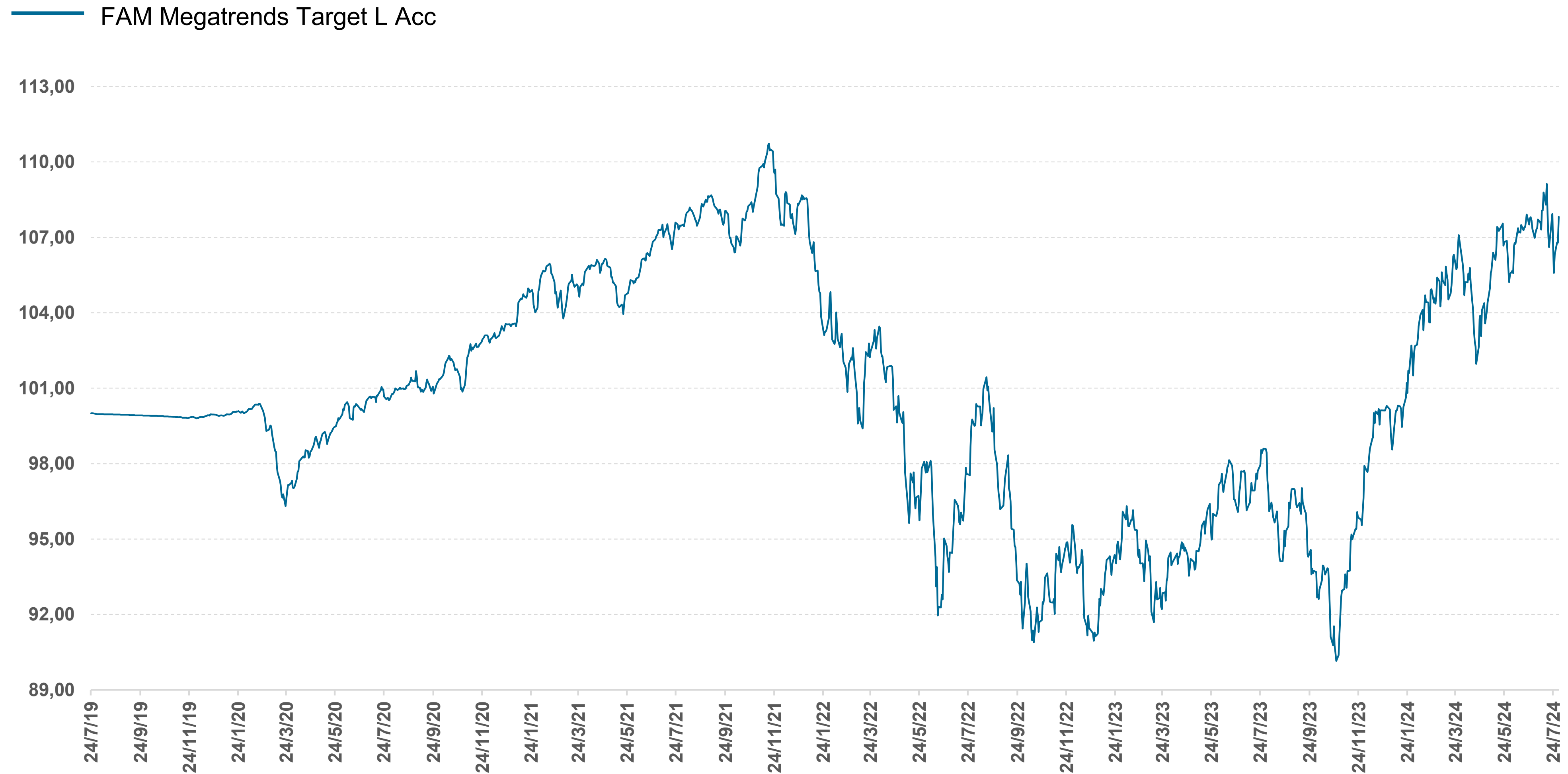
Profilo rischio/rendimento | 17 lug 2019 - 31 lug 2024

— FAM Megatrends L Acc



# FAM Megatrends Target

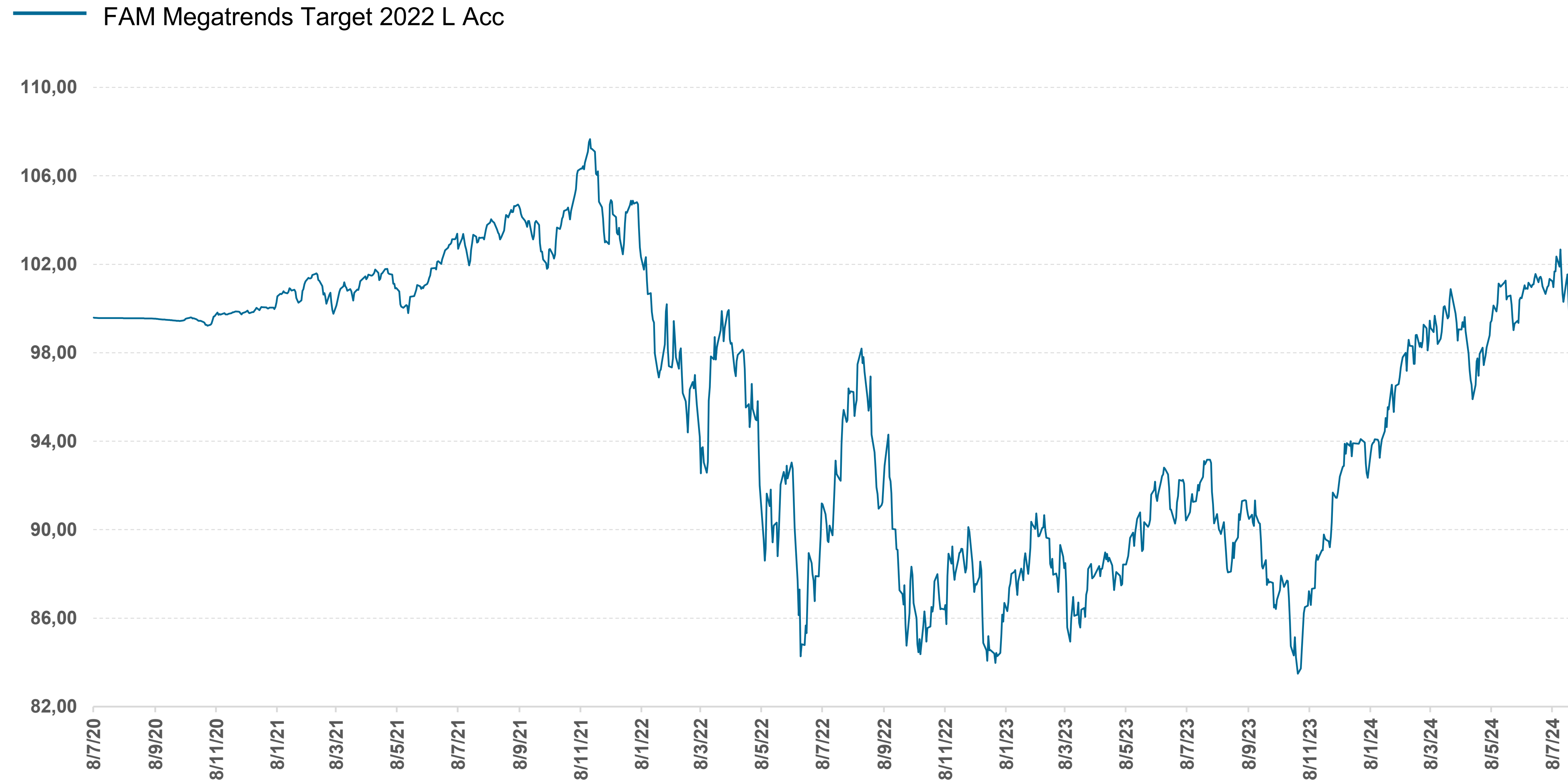
Profilo rischio/rendimento | 24 lug 2019 - 31 lug 2024





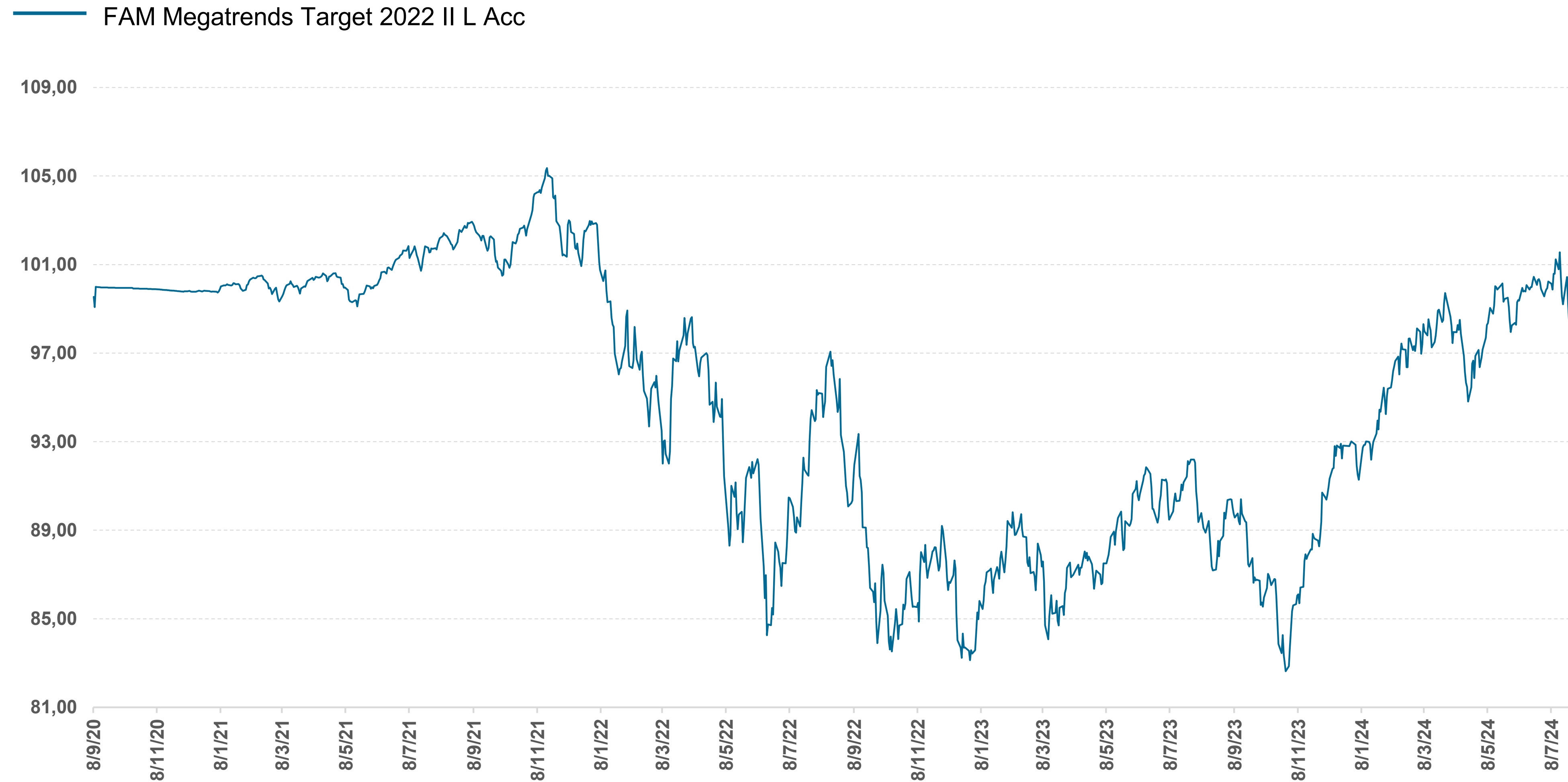
# FAM Megatrends Target 2022

Profilo rischio/rendimento | 08 lug 2020 - 31 lug 2024



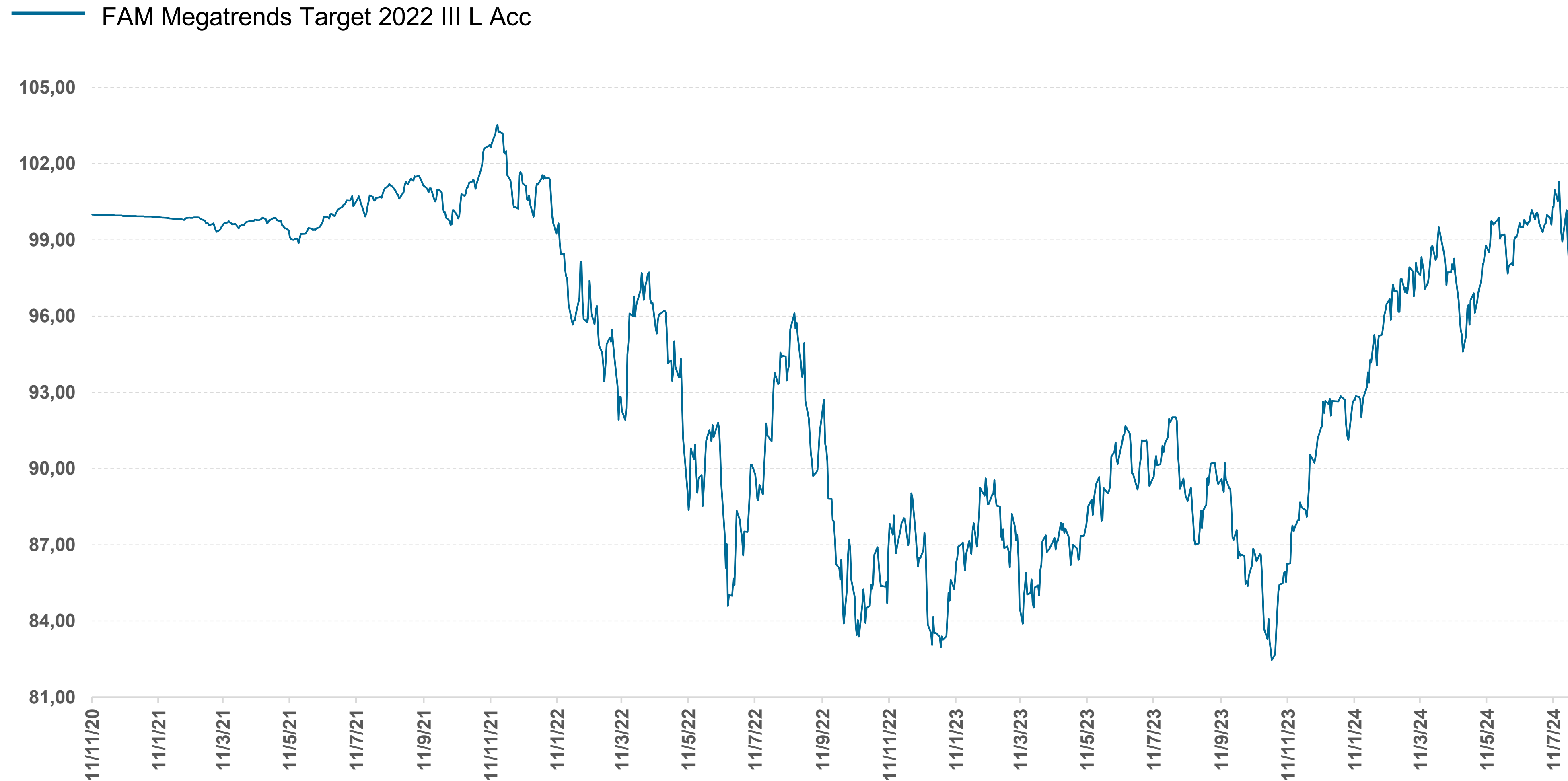
# FAM Megatrends Target 2022 II

Profilo rischio/rendimento | 08 set 2020 - 31 lug 2024



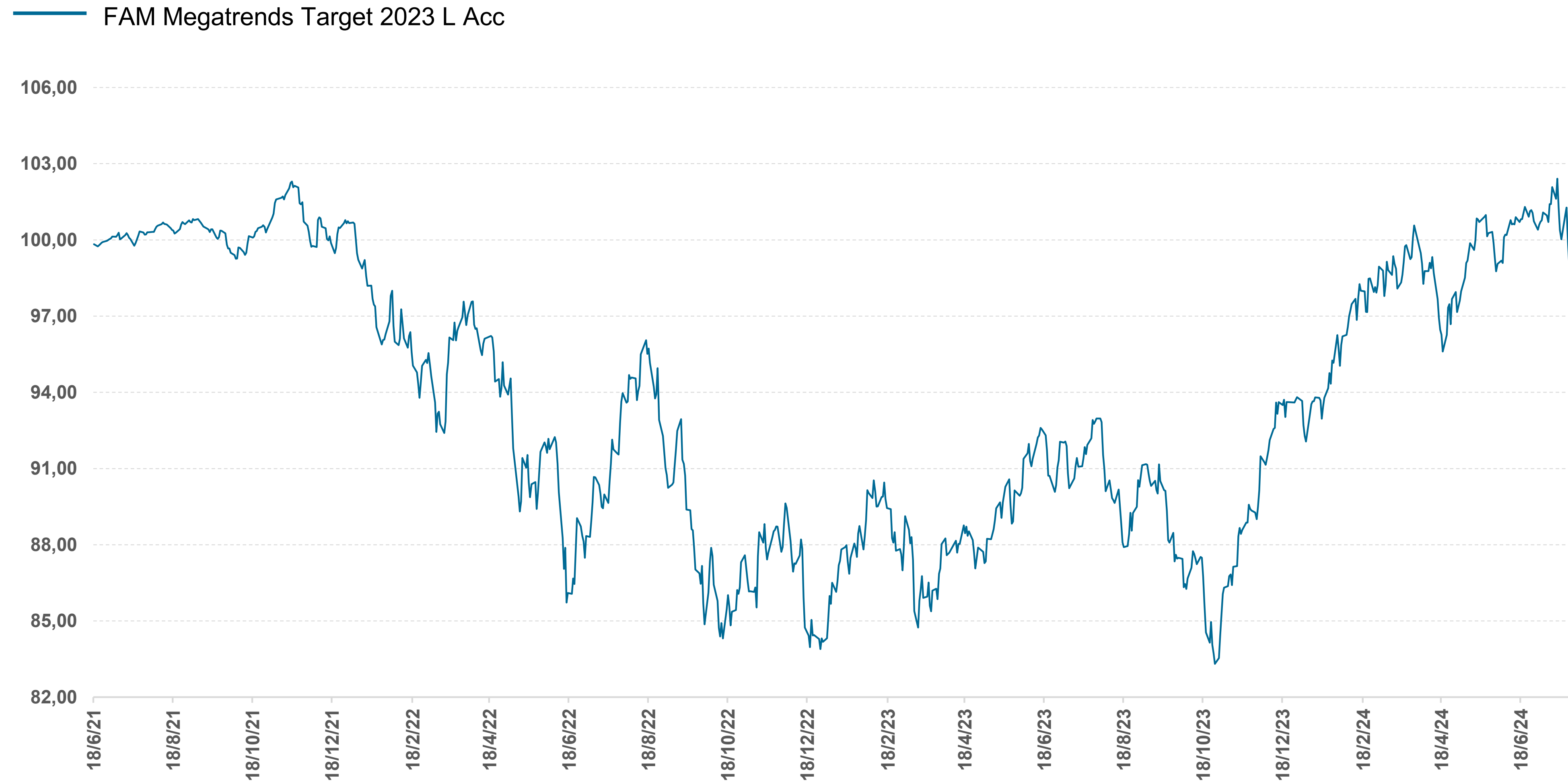
# FAM Megatrends Target 2022 III

Profilo rischio/rendimento | 11 nov 2020 - 31 lug 2024



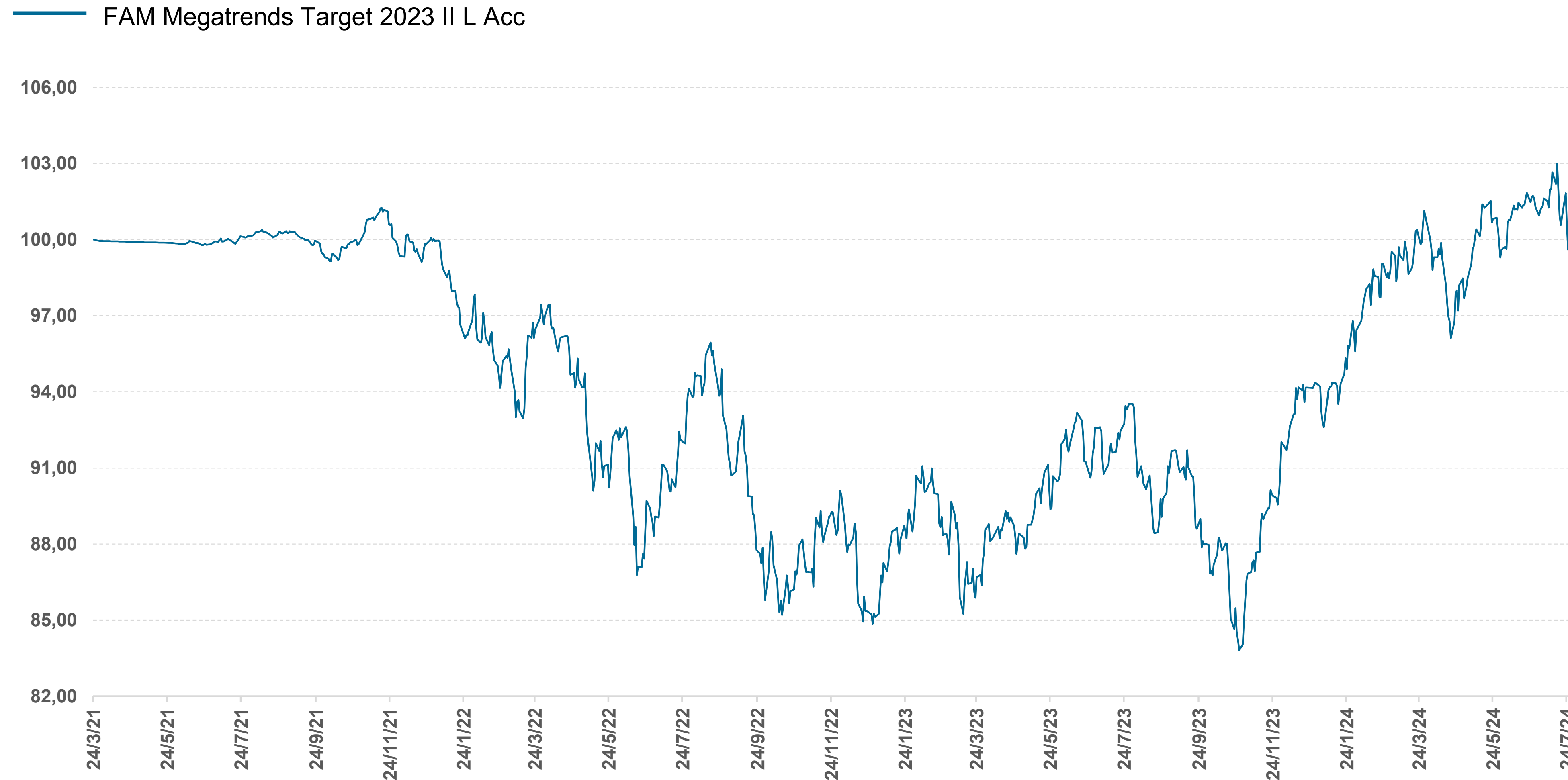
# FAM Megatrends Target 2023

Profilo rischio/rendimento | 18 giu 2021 - 31 lug 2024



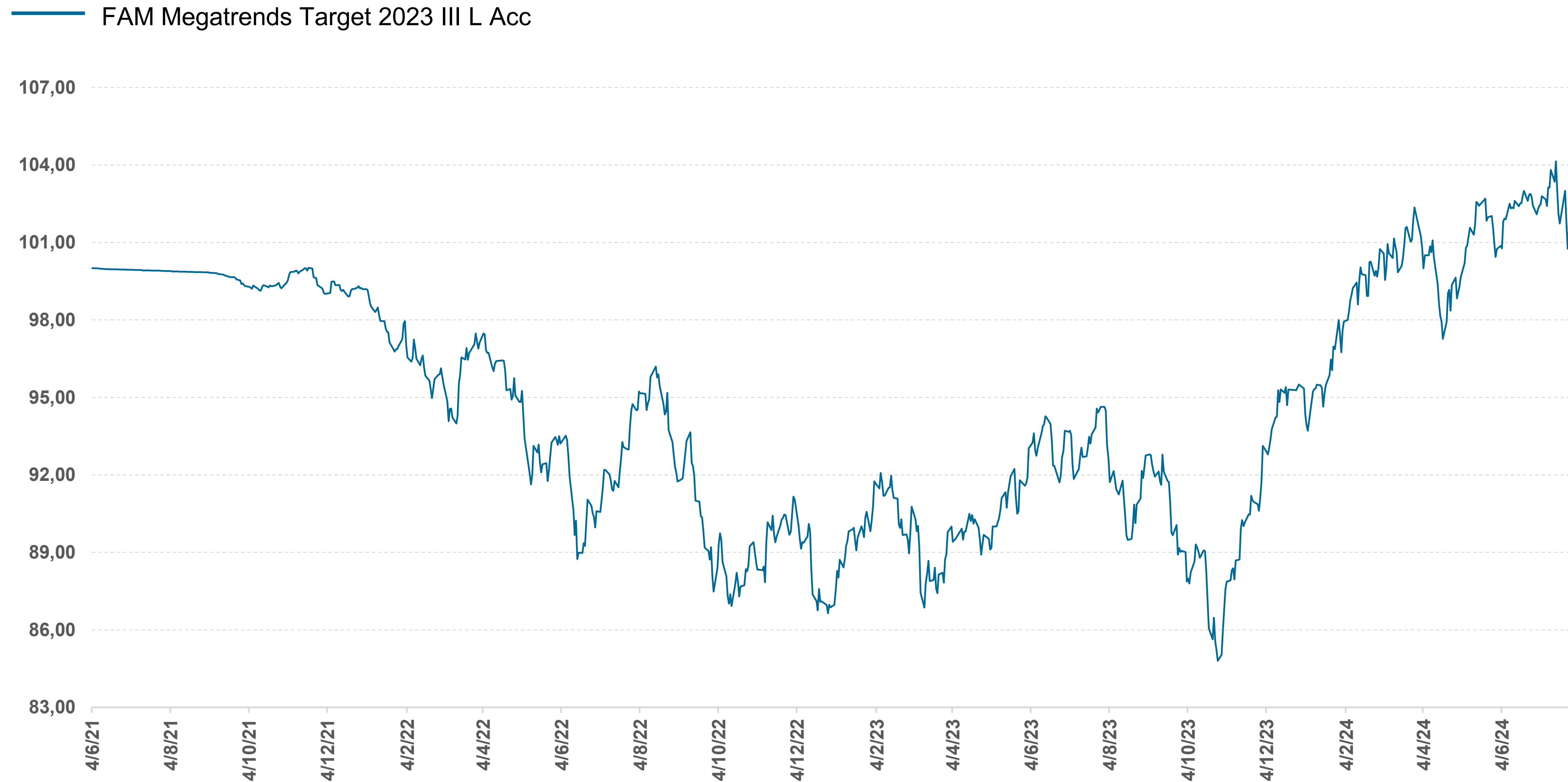
# FAM Megatrends Target 2023 II

Profilo rischio/rendimento | 24 mar 2021 - 31 lug 2024



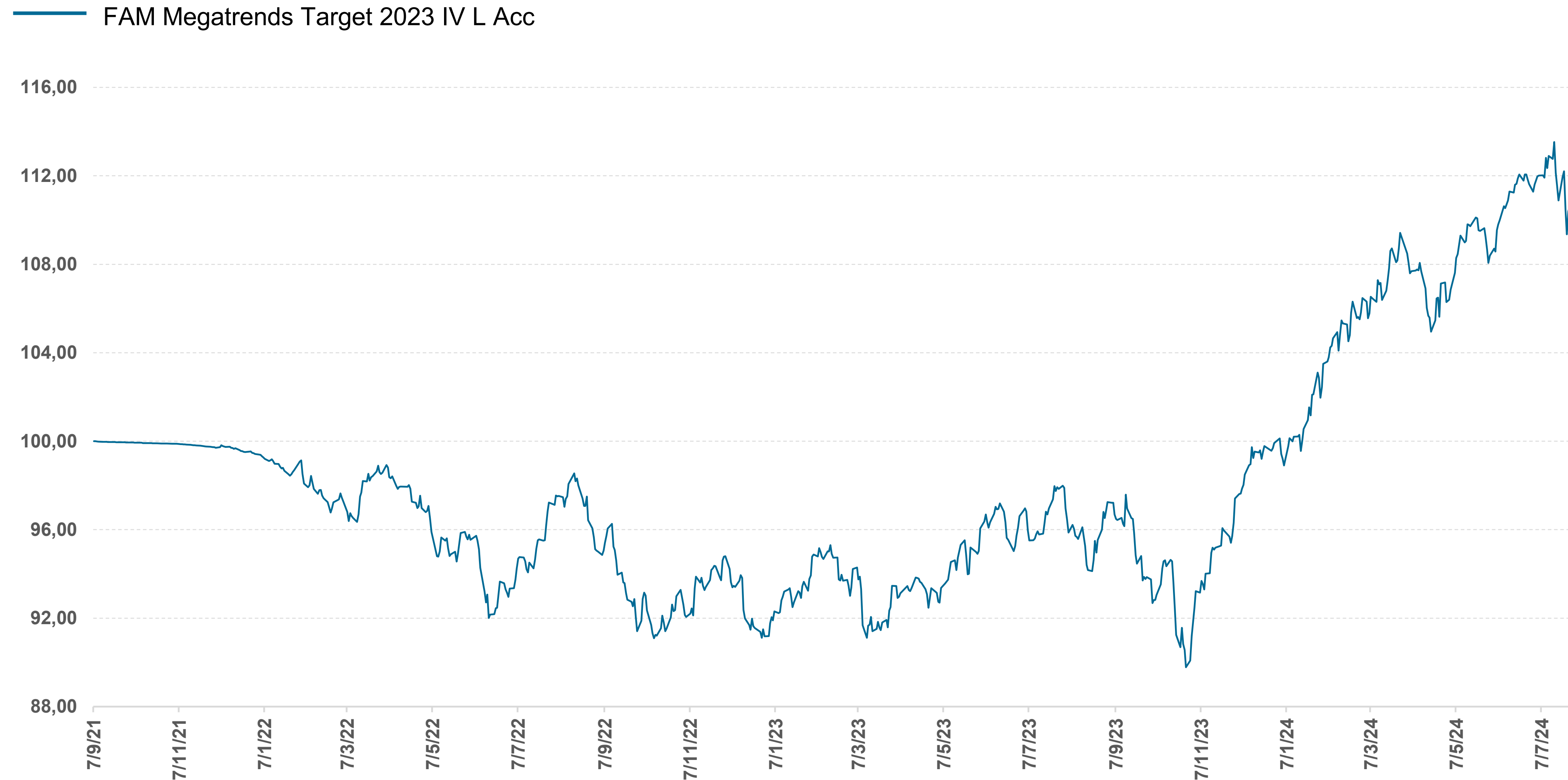
# FAM Megatrends Target 2023 III

Profilo rischio/rendimento | 04 giu 2021 - 31 lug 2024



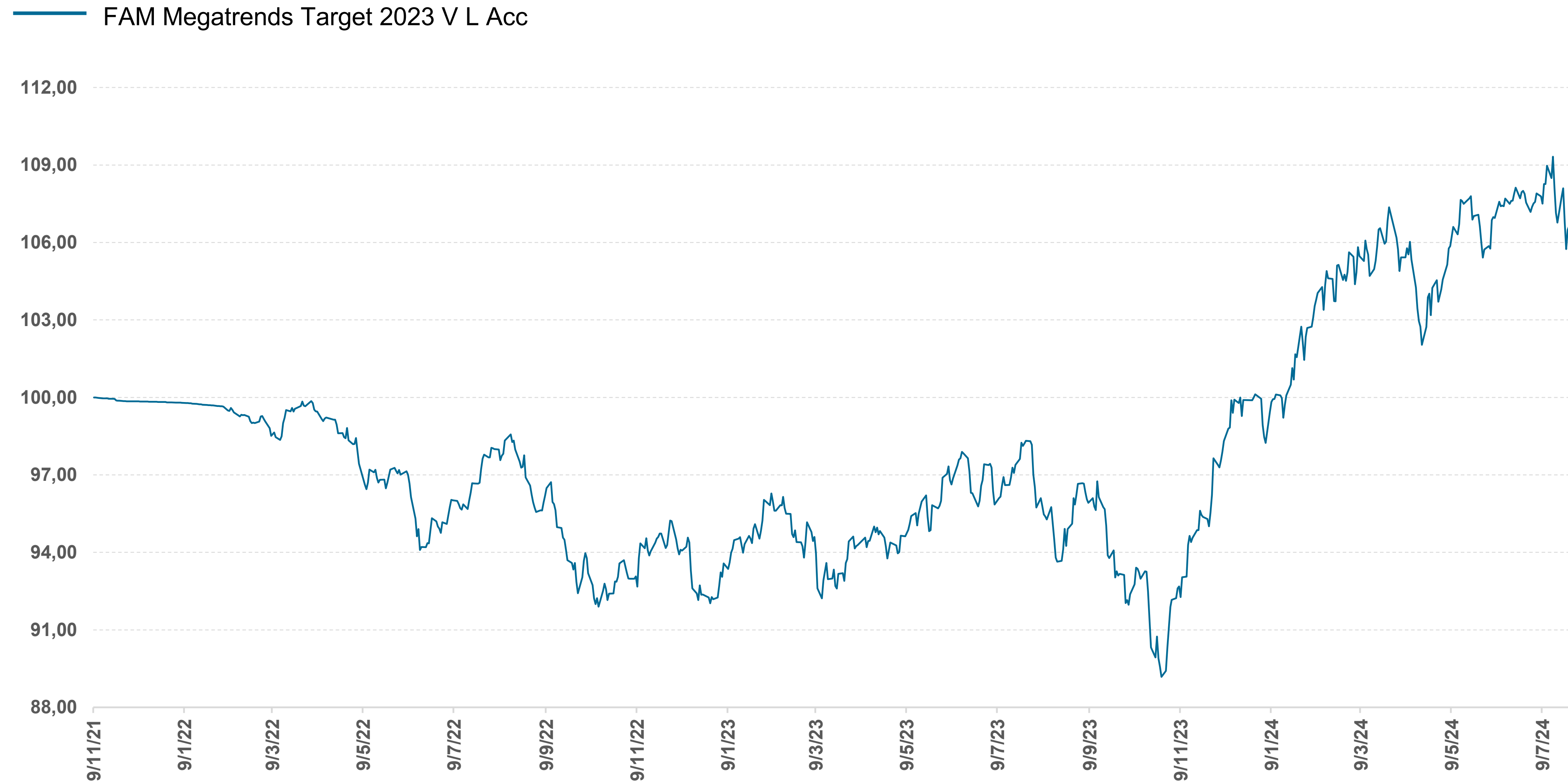
# FAM Megatrends Target 2023 IV

Profilo rischio/rendimento | 07 set 2021 - 31 lug 2024



# FAM Megatrends Target 2023 V

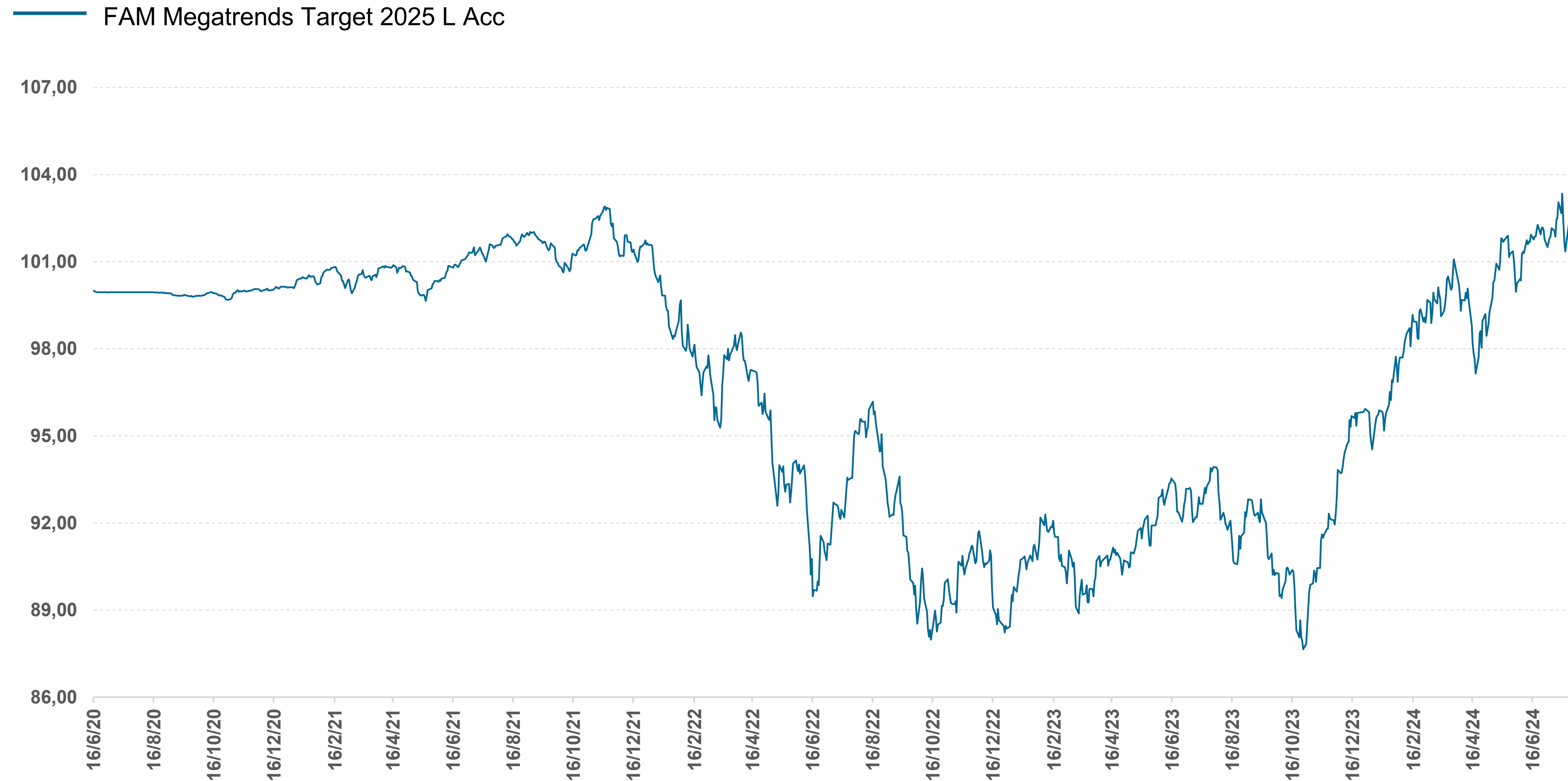
Profilo rischio/rendimento | 09 nov 2021 - 31 lug 2024





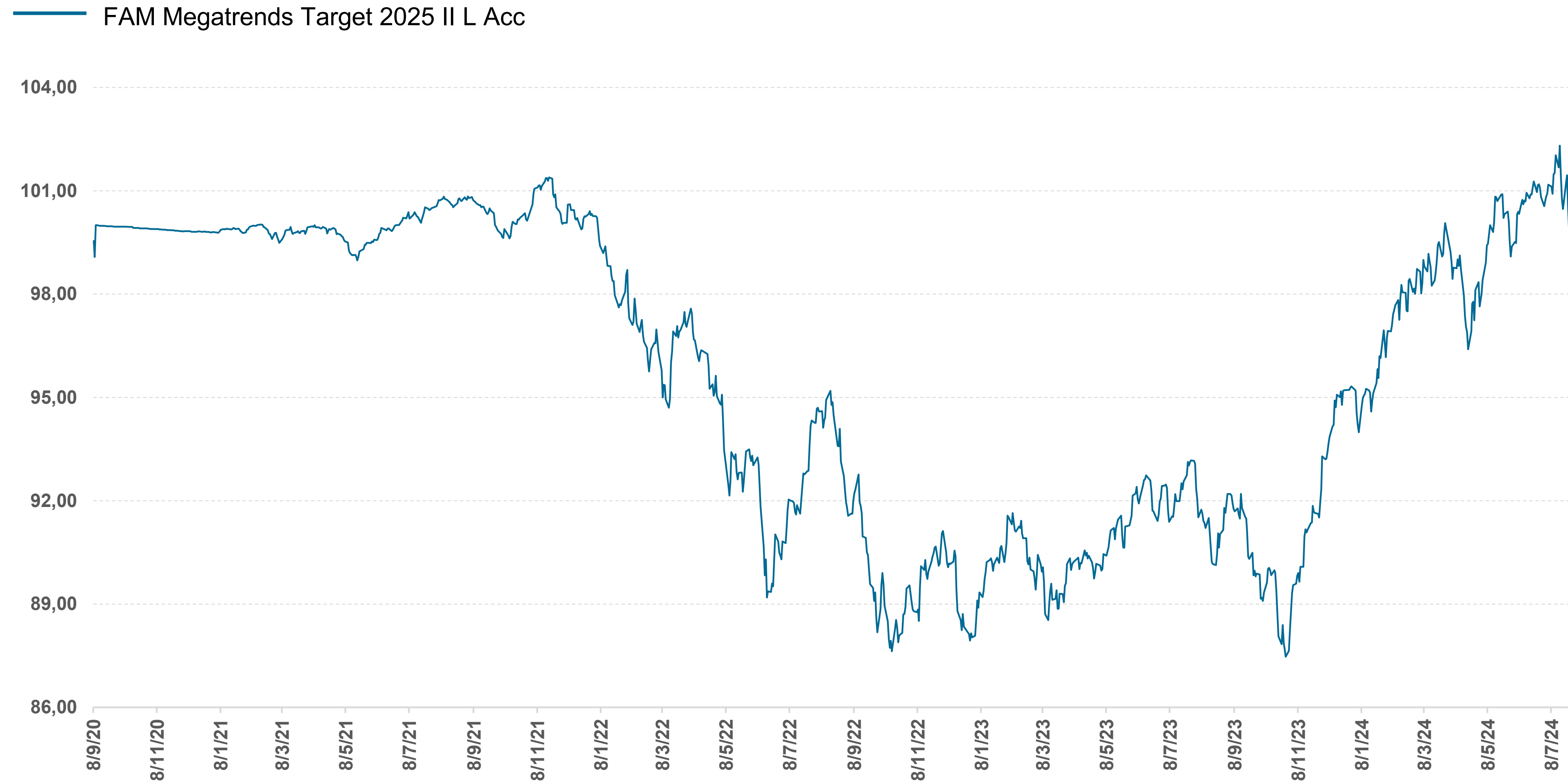
# FAM Megatrends Target 2025

Profilo rischio/rendimento | 16 giu 2020 - 31 lug 2024



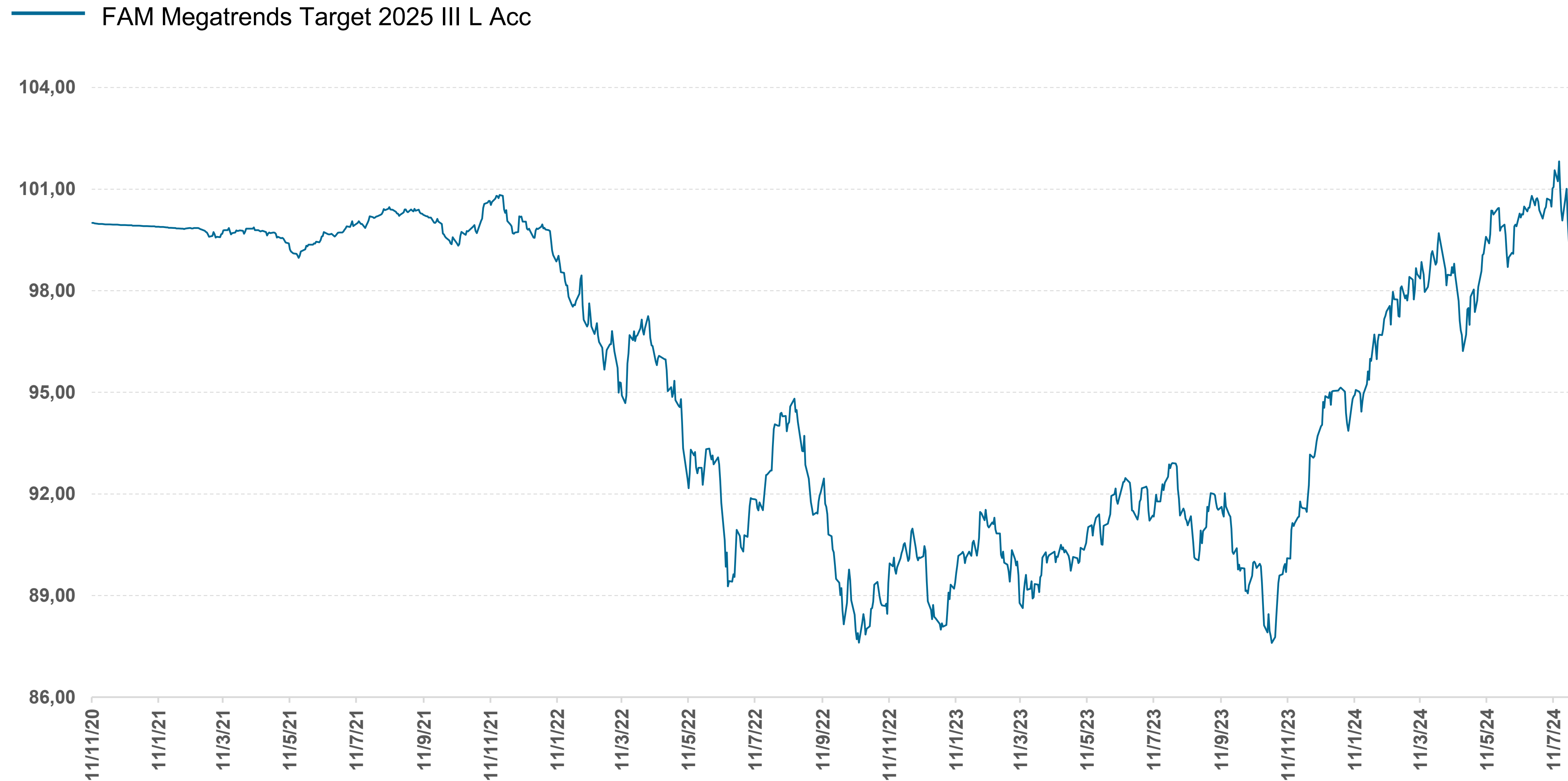
# FAM Megatrends Target 2025 II

Profilo rischio/rendimento | 08 set 2020 - 31 lug 2024



# FAM Megatrends Target 2025 III

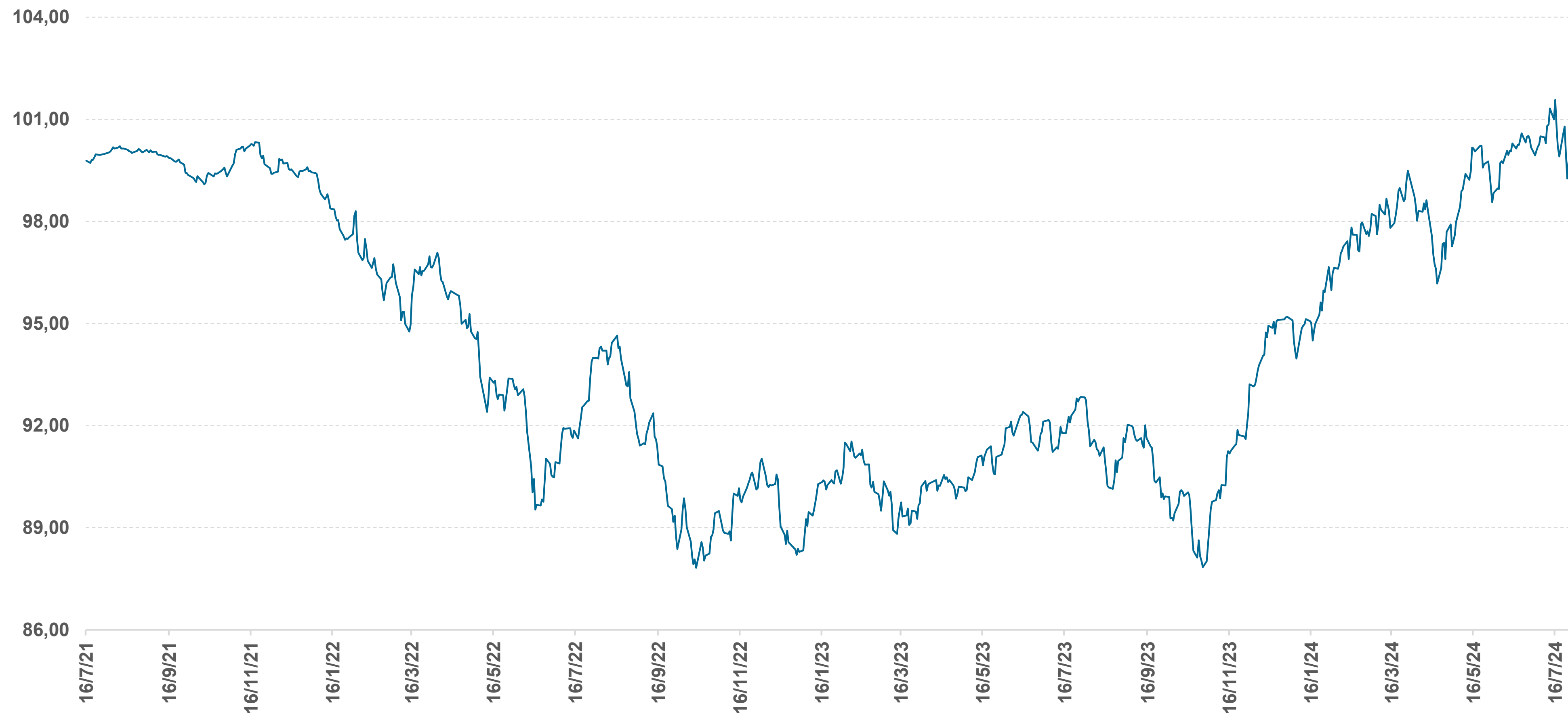
Profilo rischio/rendimento | 11 nov 2020 - 31 lug 2024



# FAM Megatrends Target 2026

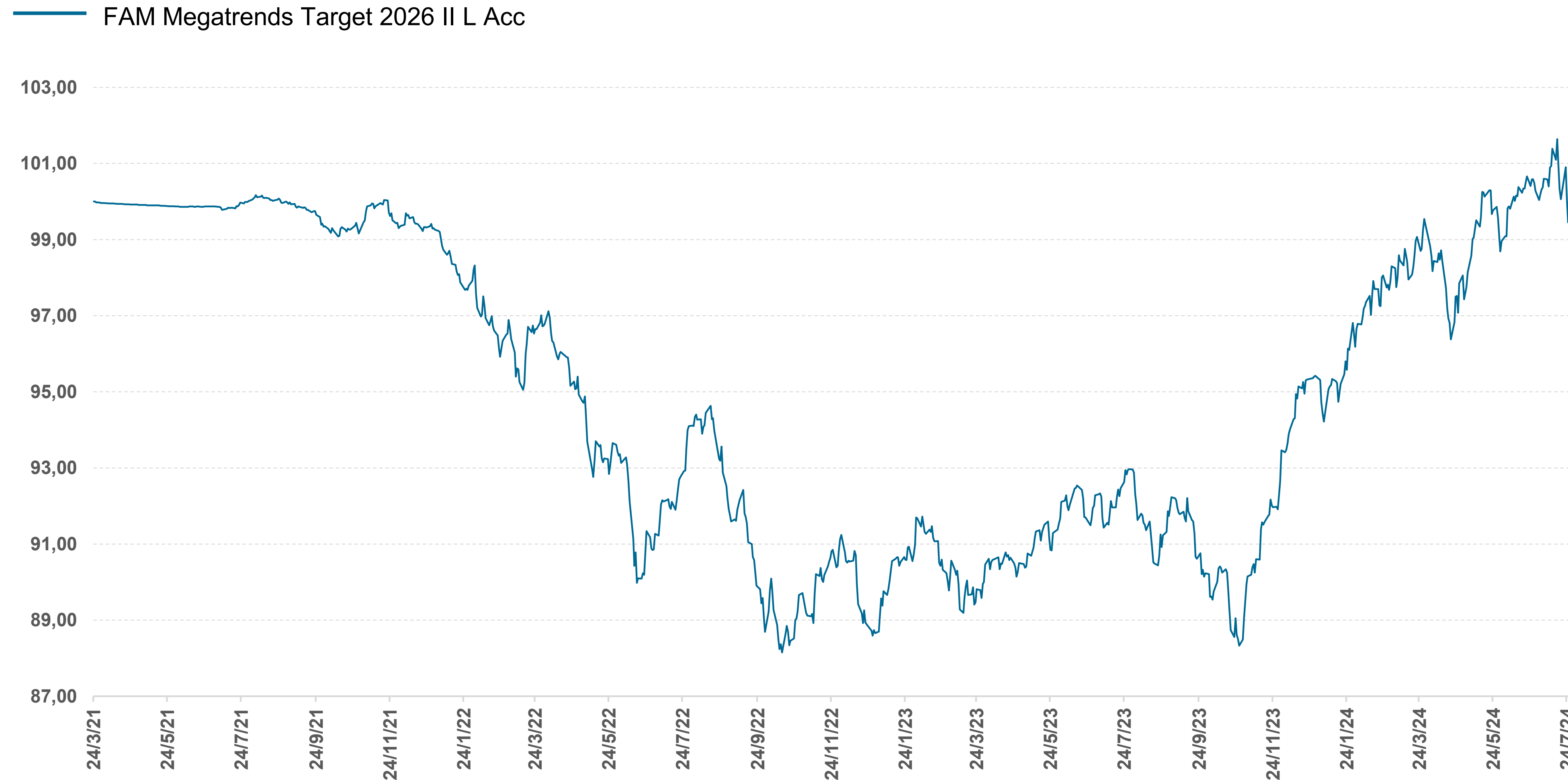
Profilo rischio/rendimento | 16 lug 2021 - 31 lug 2024

— FAM Megatrends Target 2026 L Acc



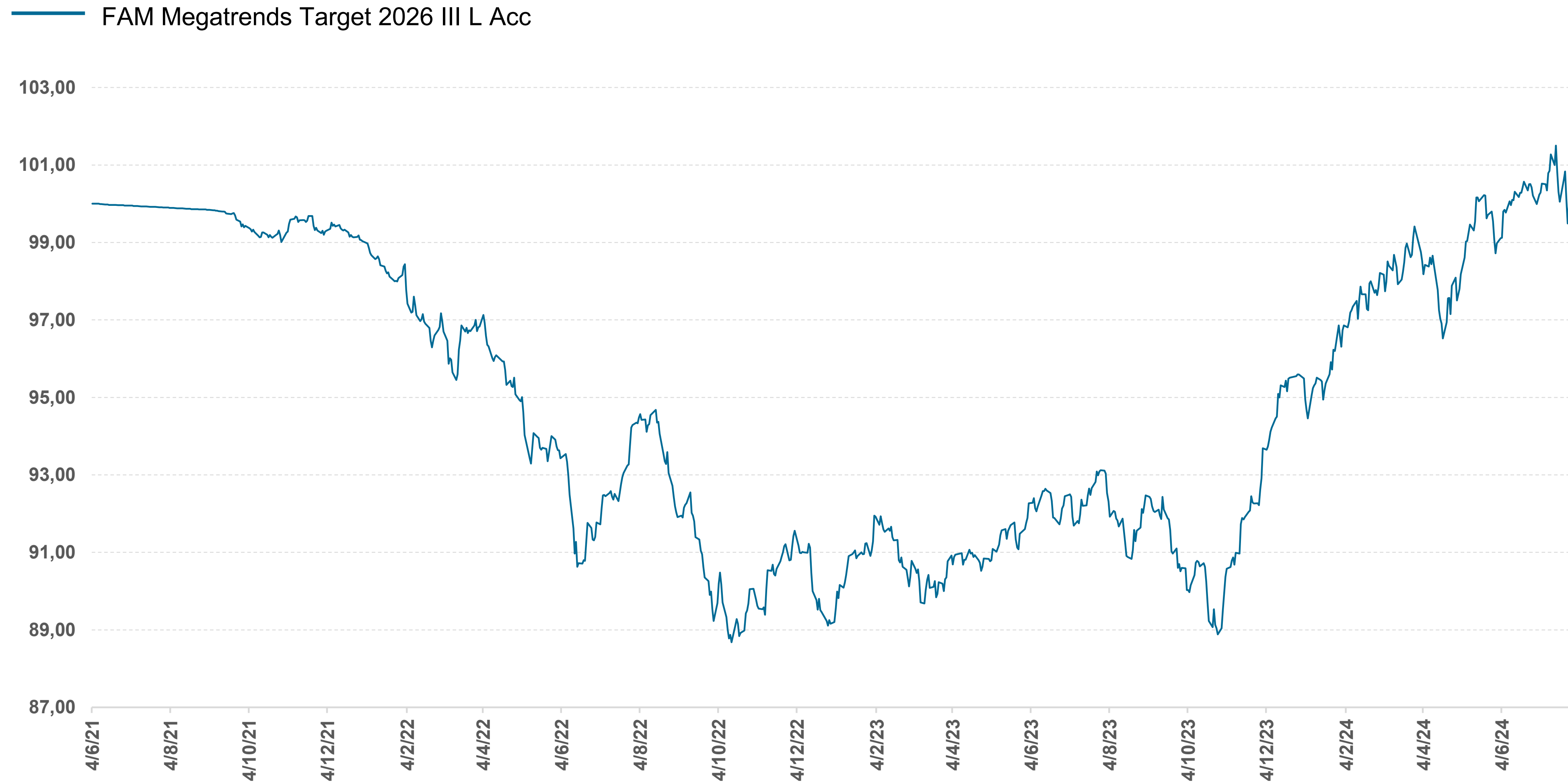
# FAM Megatrends Target 2026 II

Profilo rischio/rendimento | 24 mar 2021 - 31 lug 2024



# FAM Megatrends Target 2026 III

Profilo rischio/rendimento | 04 giu 2021 - 31 lug 2024



# FAM Megatrends Target 2027

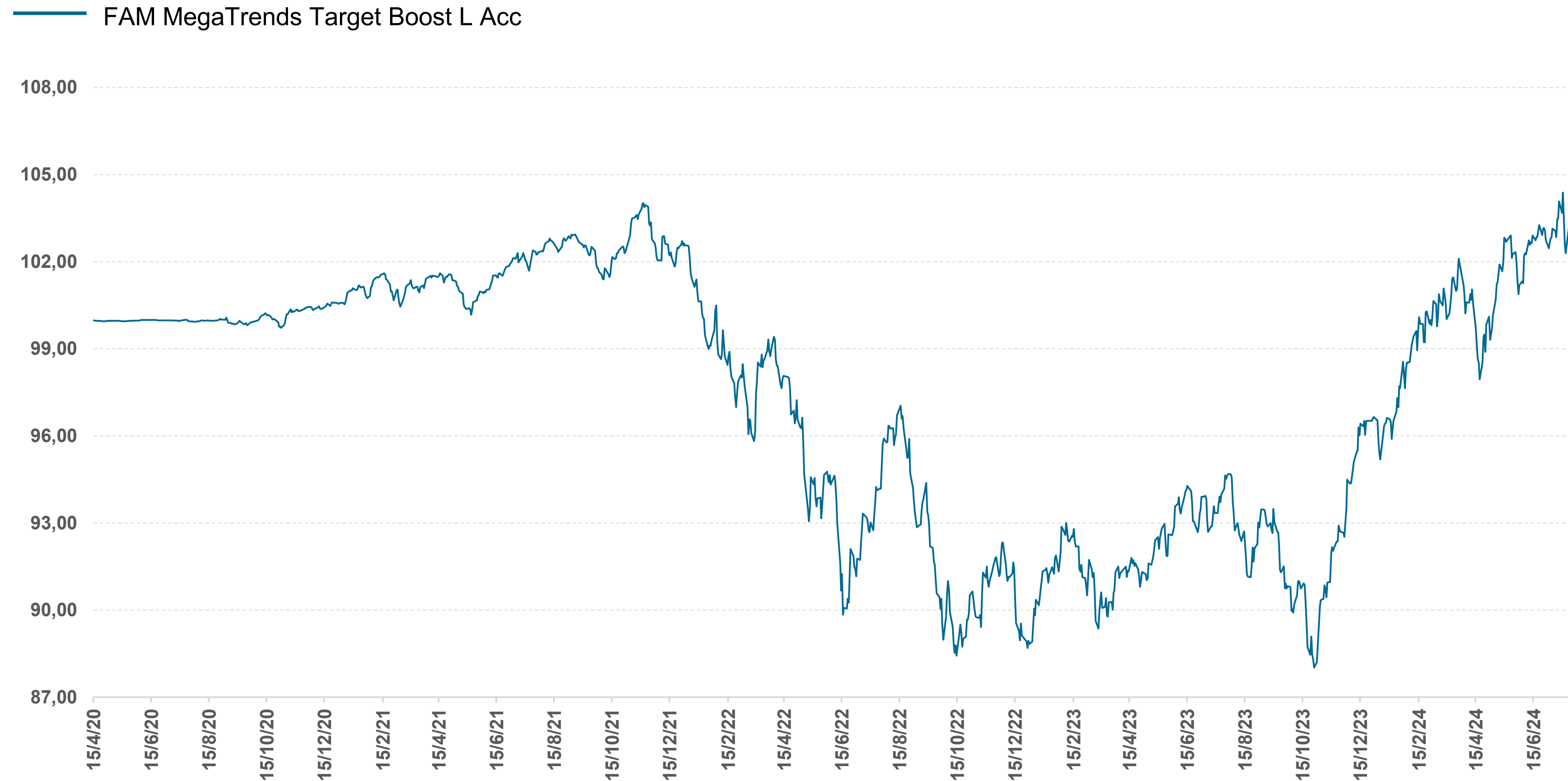
Profilo rischio/rendimento | 27 mag 2022 - 31 lug 2024

— FAM Megatrends Target 2027 L Acc



# FAM MegaTrends Target Boost

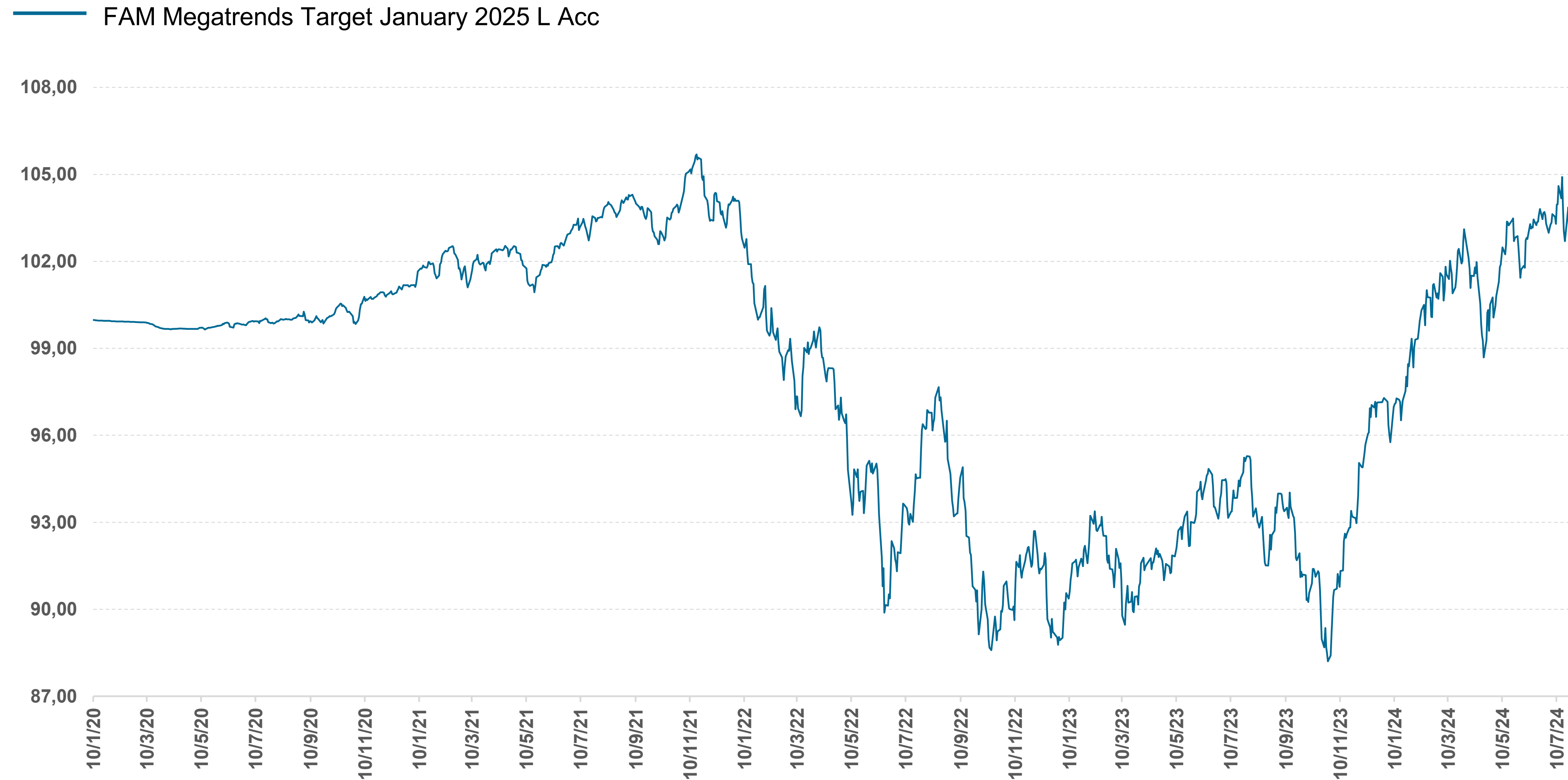
Profilo rischio/rendimento | 15 apr 2020 - 31 lug 2024





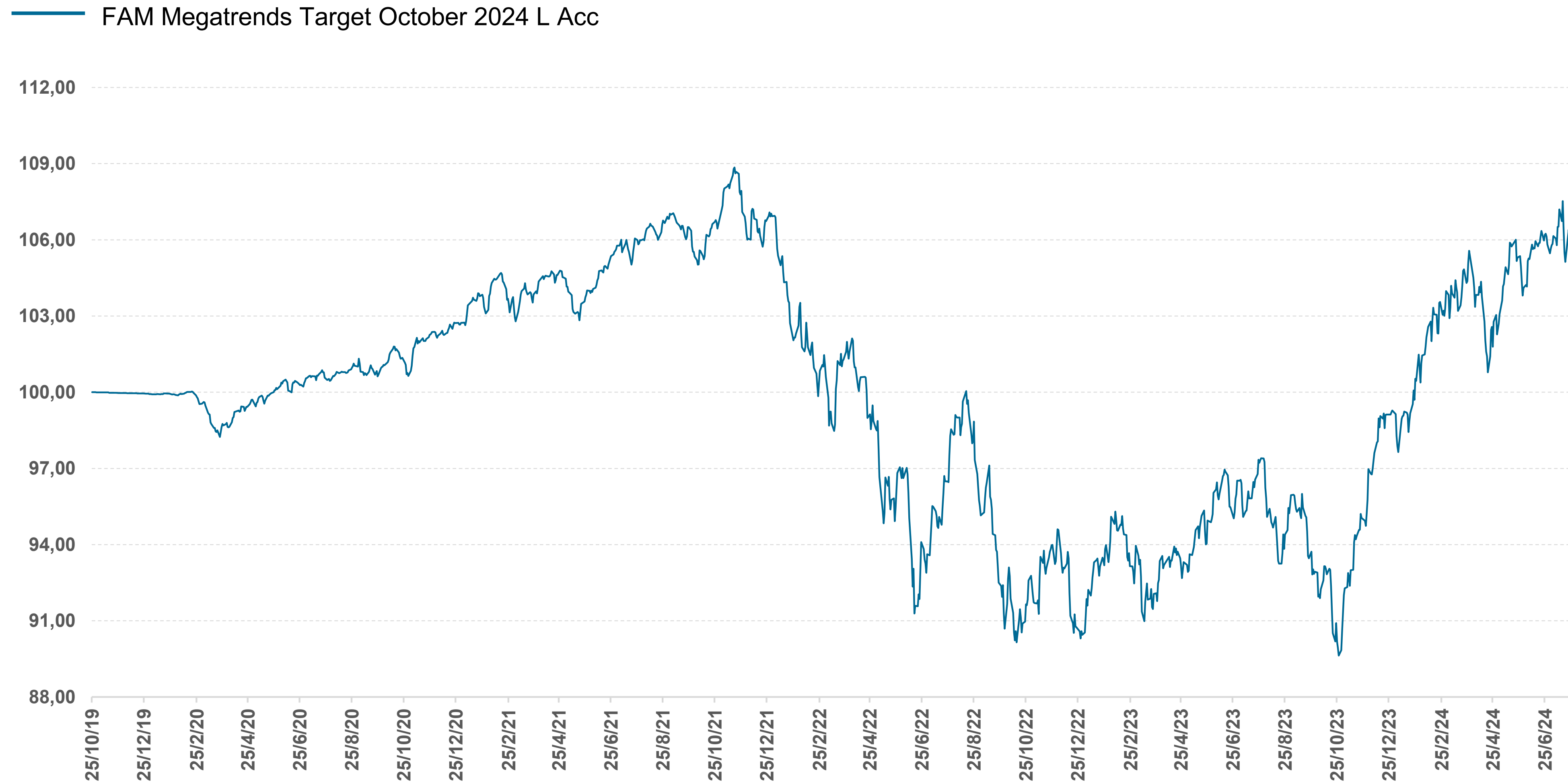
# FAM Megatrends Target January 2025

Profilo rischio/rendimento | 10 gen 2020 - 31 lug 2024



# FAM Megatrends Target October 2024

Profilo rischio/rendimento | 25 ott 2019 - 31 lug 2024



# FAM Passive Underlyings 3

Profilo rischio/rendimento | 13 apr 2022 - 31 lug 2024

— FAM Passive Underlyings 3 L Acc



# FAM Passive Underlyings 4

Profilo rischio/rendimento | 13 apr 2022 - 31 lug 2024

— FAM Passive Underlyings 4 L Acc



# FAM Passive Underlyings 5

Profilo rischio/rendimento | 13 apr 2022 - 31 lug 2024

— FAM Passive Underlyings 5 L Acc



# FAM Passive Underlyings 6

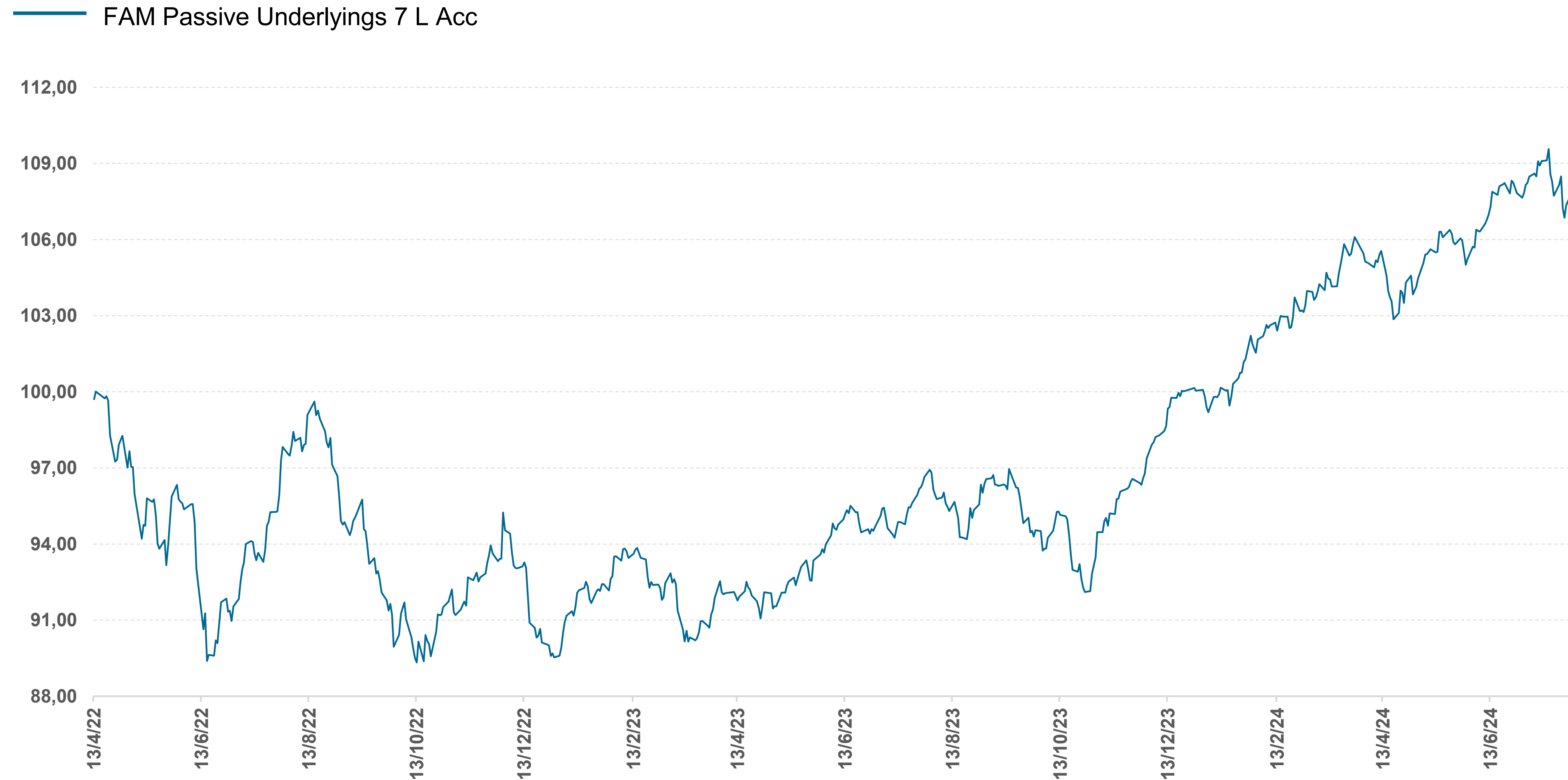
Profilo rischio/rendimento | 13 apr 2022 - 31 lug 2024

— FAM Passive Underlyings 6 L Acc



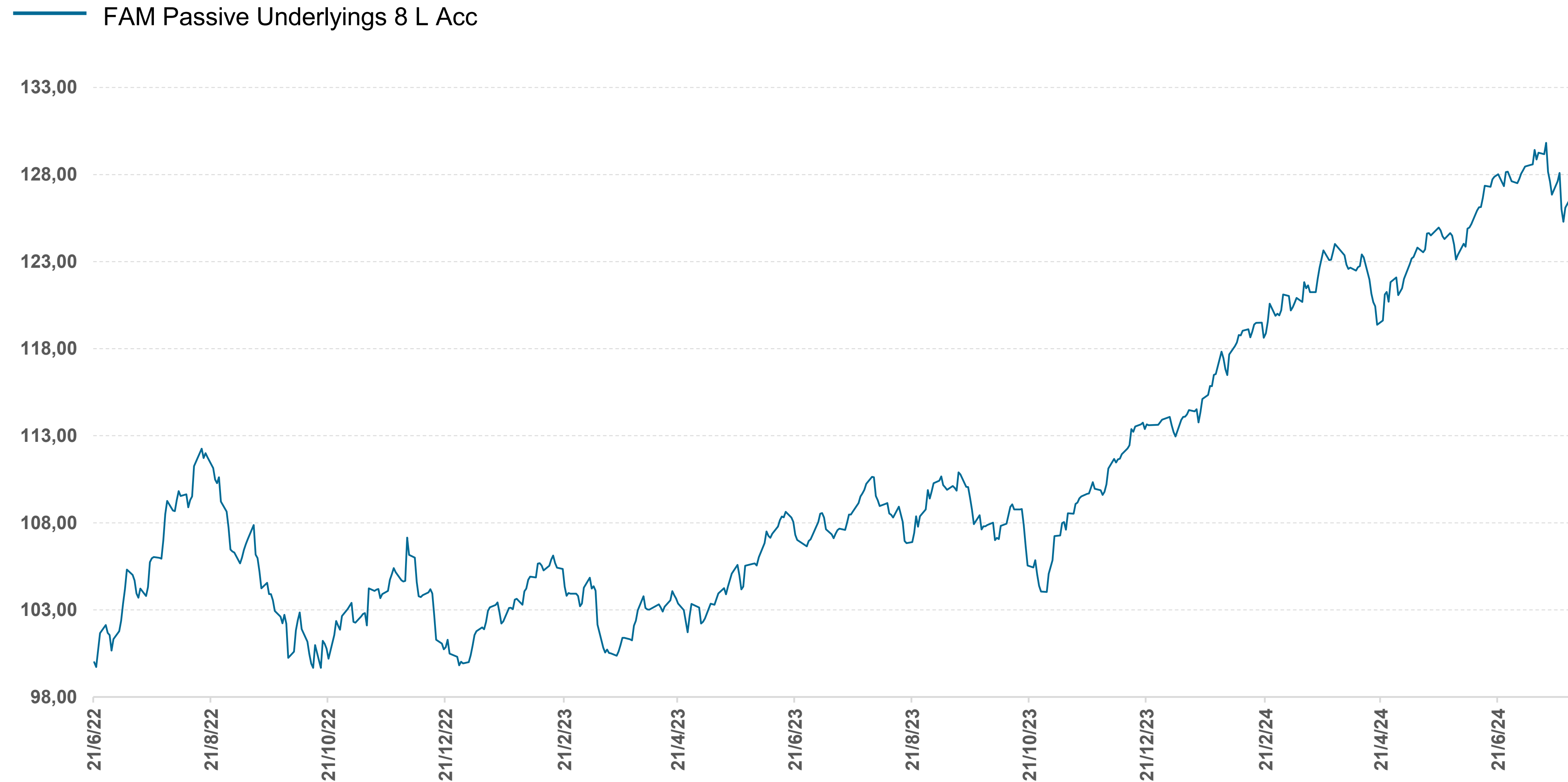
# FAM Passive Underlyings 7

Profilo rischio/rendimento | 13 apr 2022 - 31 lug 2024



# FAM Passive Underlyings 8

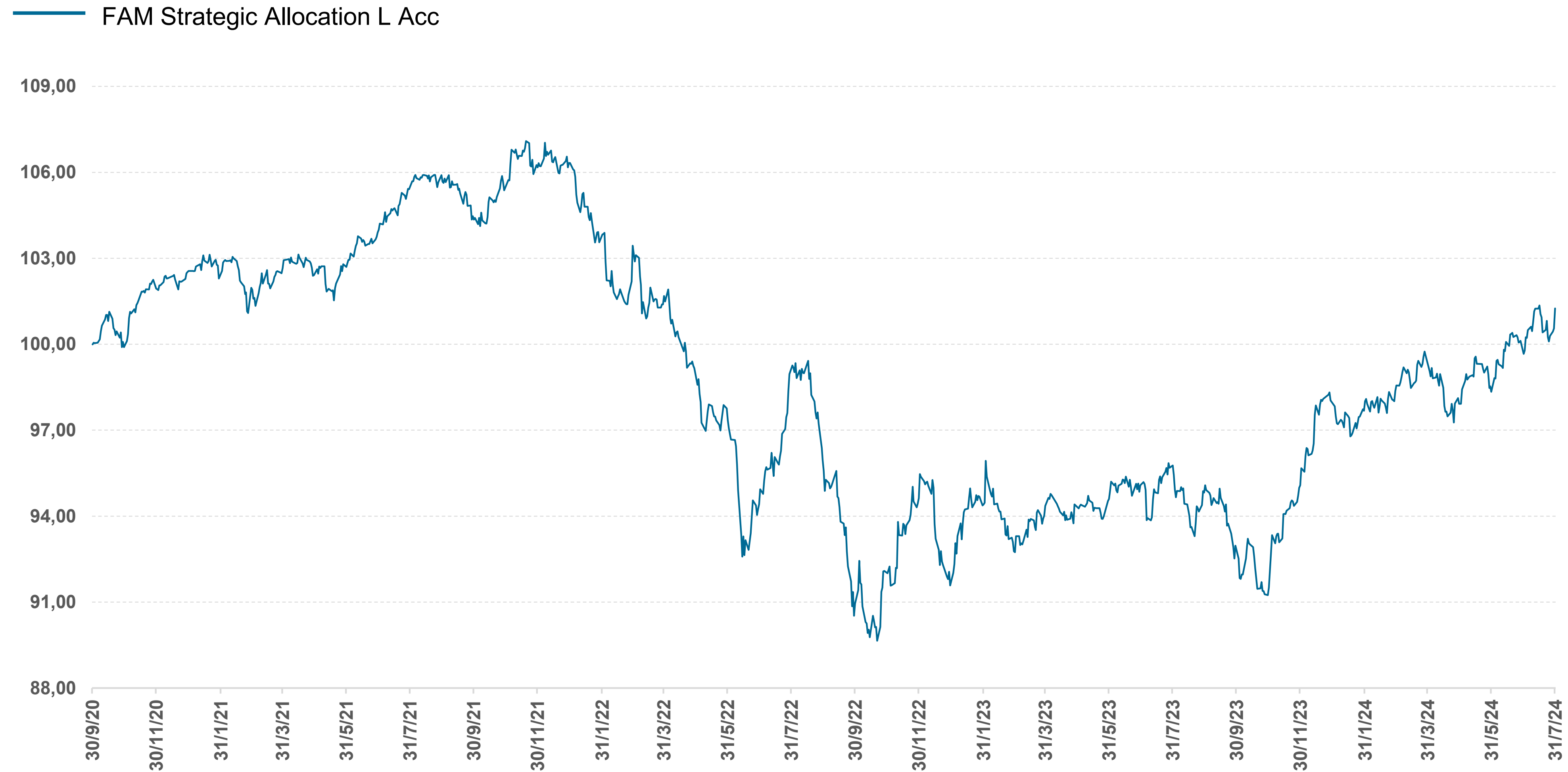
Profilo rischio/rendimento | 21 giu 2022 - 31 lug 2024





# FAM Strategic Allocation

Profilo rischio/rendimento | 30 set 2020 - 31 lug 2024



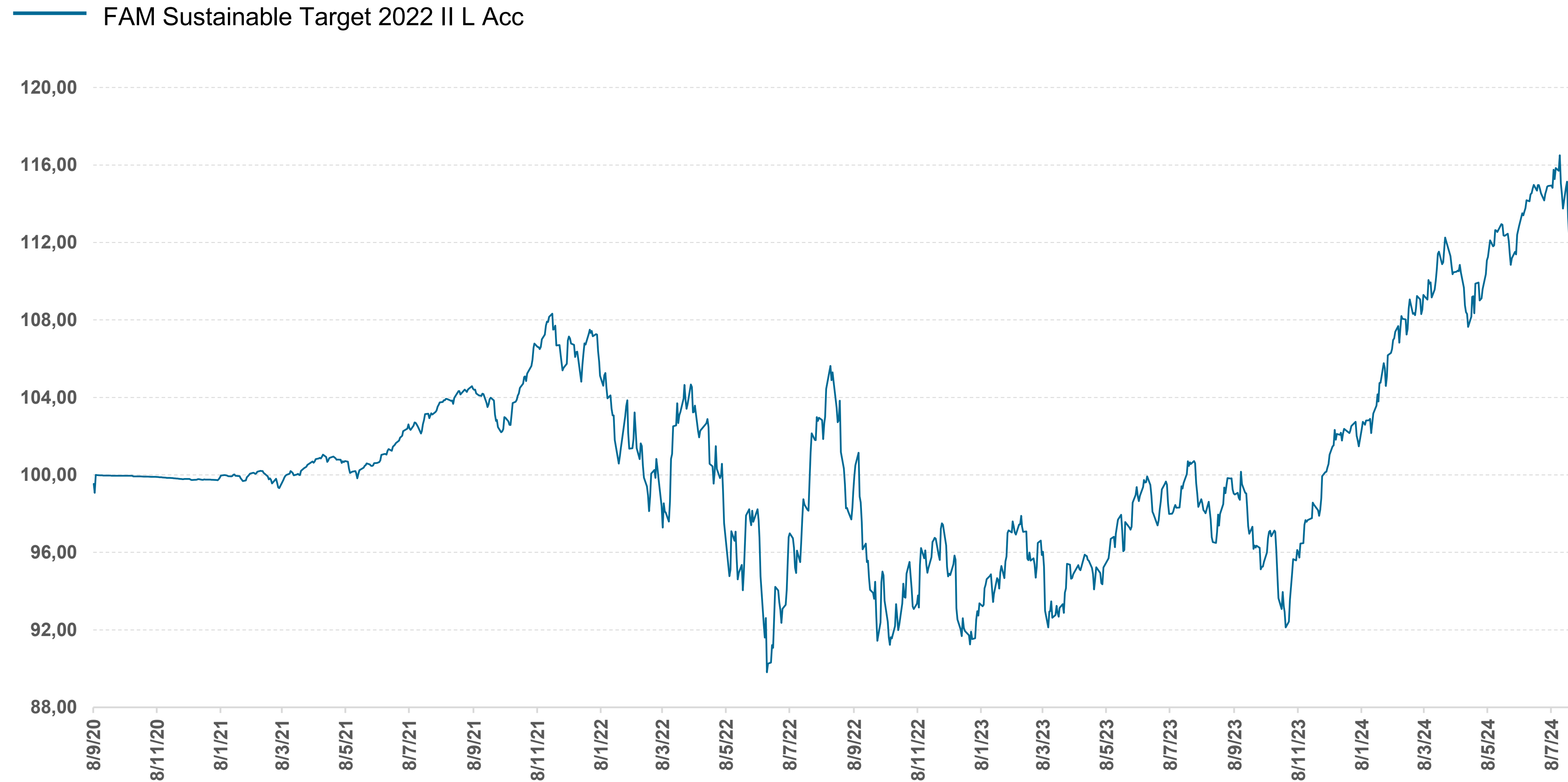
# FAM Sustainable Target 2022

Profilo rischio/rendimento | 16 giu 2020 - 31 lug 2024



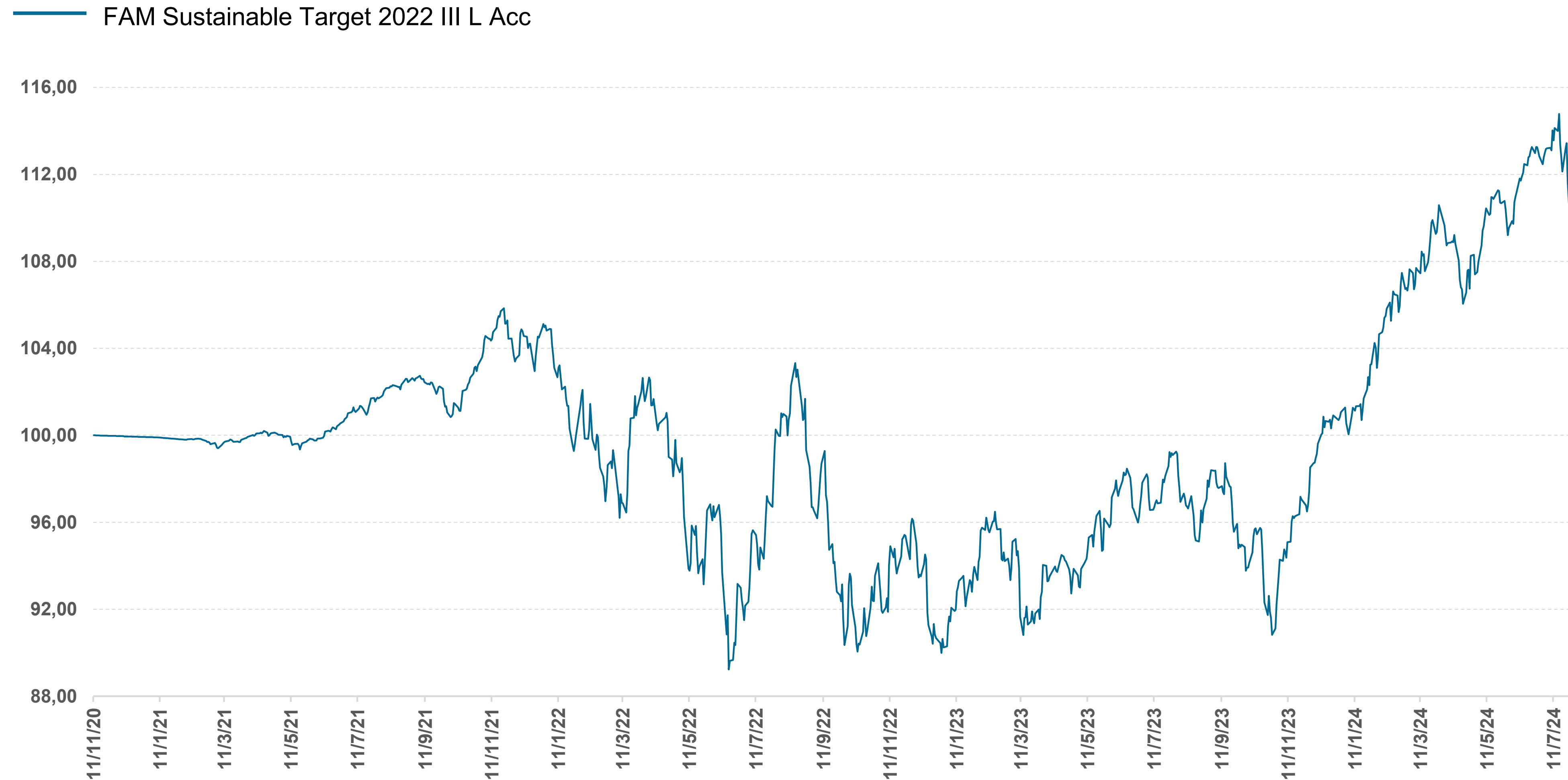
# FAM Sustainable Target 2022 II

Profilo rischio/rendimento | 08 set 2020 - 31 lug 2024



# FAM Sustainable Target 2022 III

Profilo rischio/rendimento | 11 nov 2020 - 31 lug 2024



# FAM Sustainable Target 2023

Profilo rischio/rendimento | 16 lug 2021 - 31 lug 2024

— FAM Sustainable Target 2023 L Acc



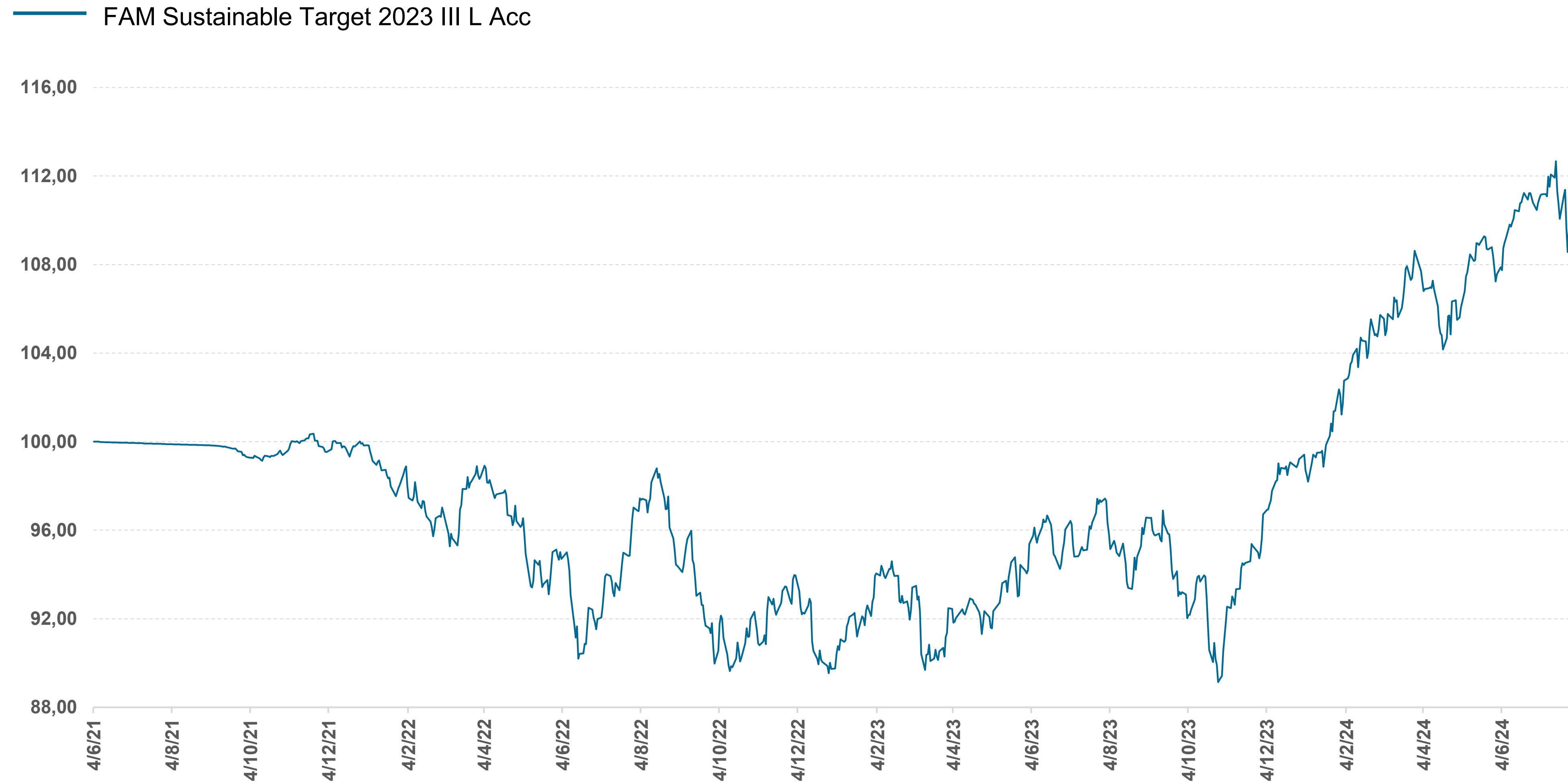
# FAM Sustainable Target 2023 II

Profilo rischio/rendimento | 24 mar 2021 - 31 lug 2024



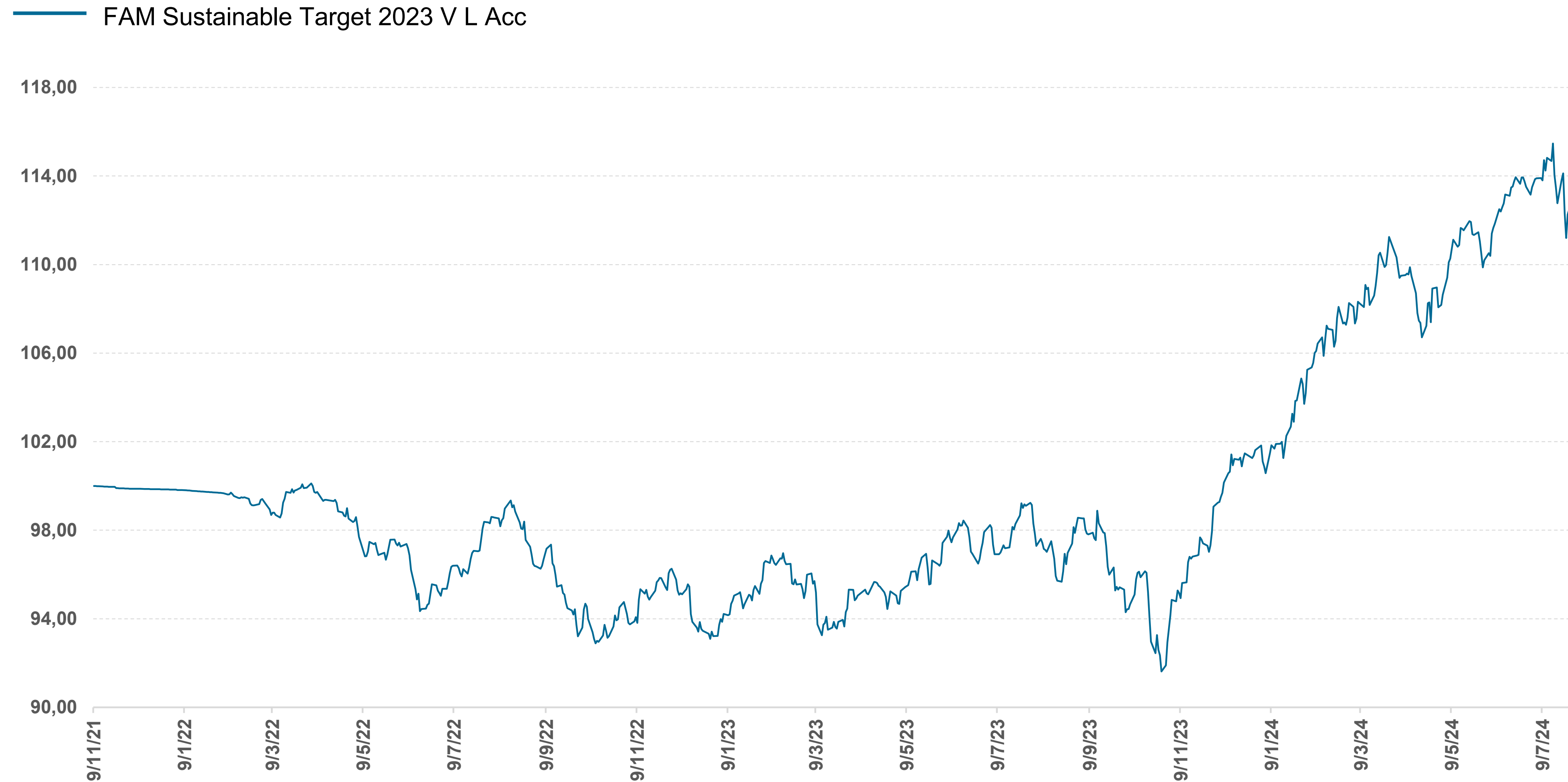
# FAM Sustainable Target 2023 III

Profilo rischio/rendimento | 04 giu 2021 - 31 lug 2024



# FAM Sustainable Target 2023 V

Profilo rischio/rendimento | 09 nov 2021 - 31 lug 2024





# FAM Sustainable Target 2024

Profilo rischio/rendimento | 07 mar 2022 - 31 lug 2024



# FAM Sustainable Target 2026

Profilo rischio/rendimento | 24 mar 2021 - 31 lug 2024



# FAM Sustainable Target 2026 II

Profilo rischio/rendimento | 04 giu 2021 - 31 lug 2024



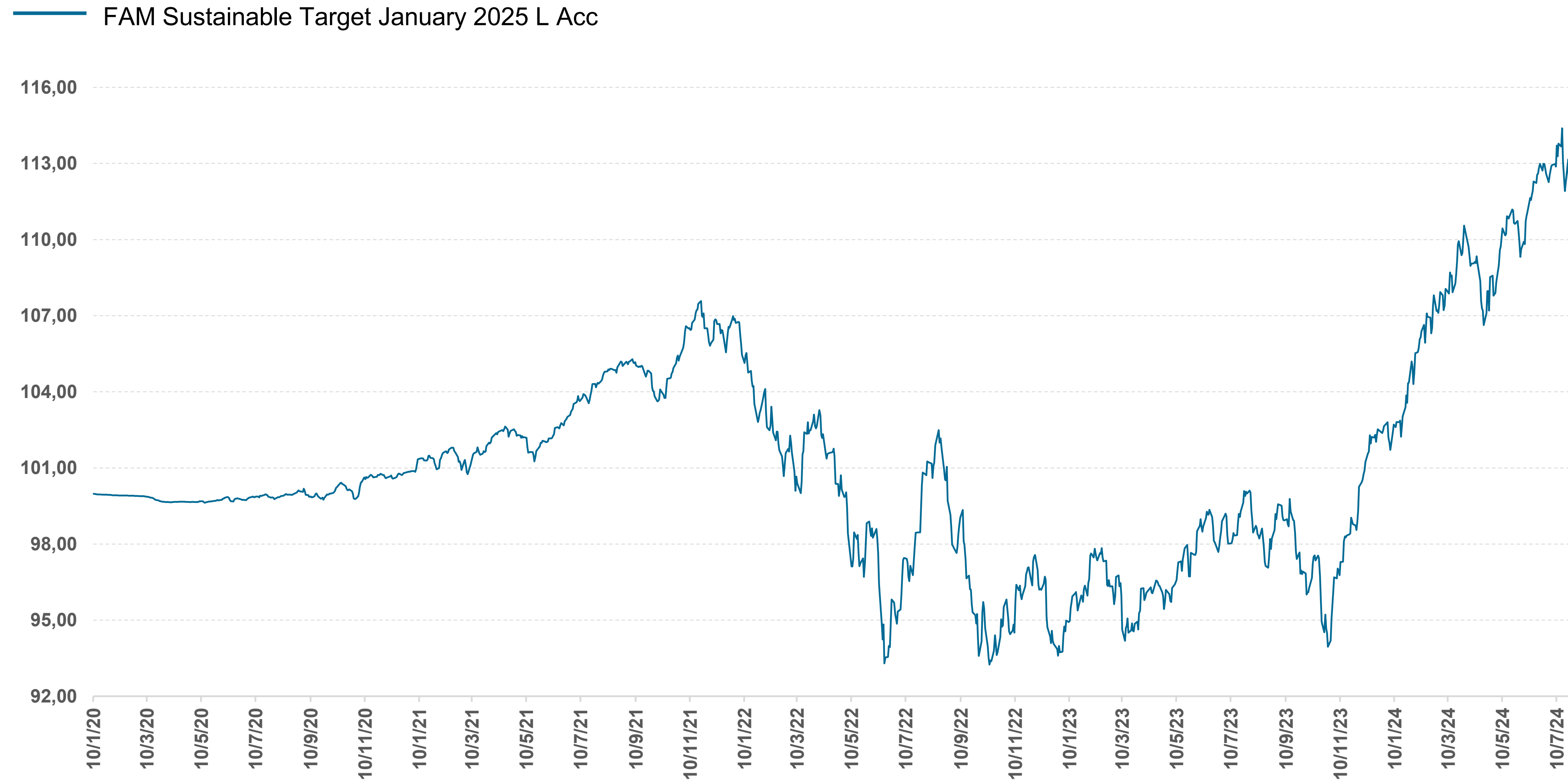
# FAM Sustainable Target Boost

Profilo rischio/rendimento | 15 apr 2020 - 31 lug 2024



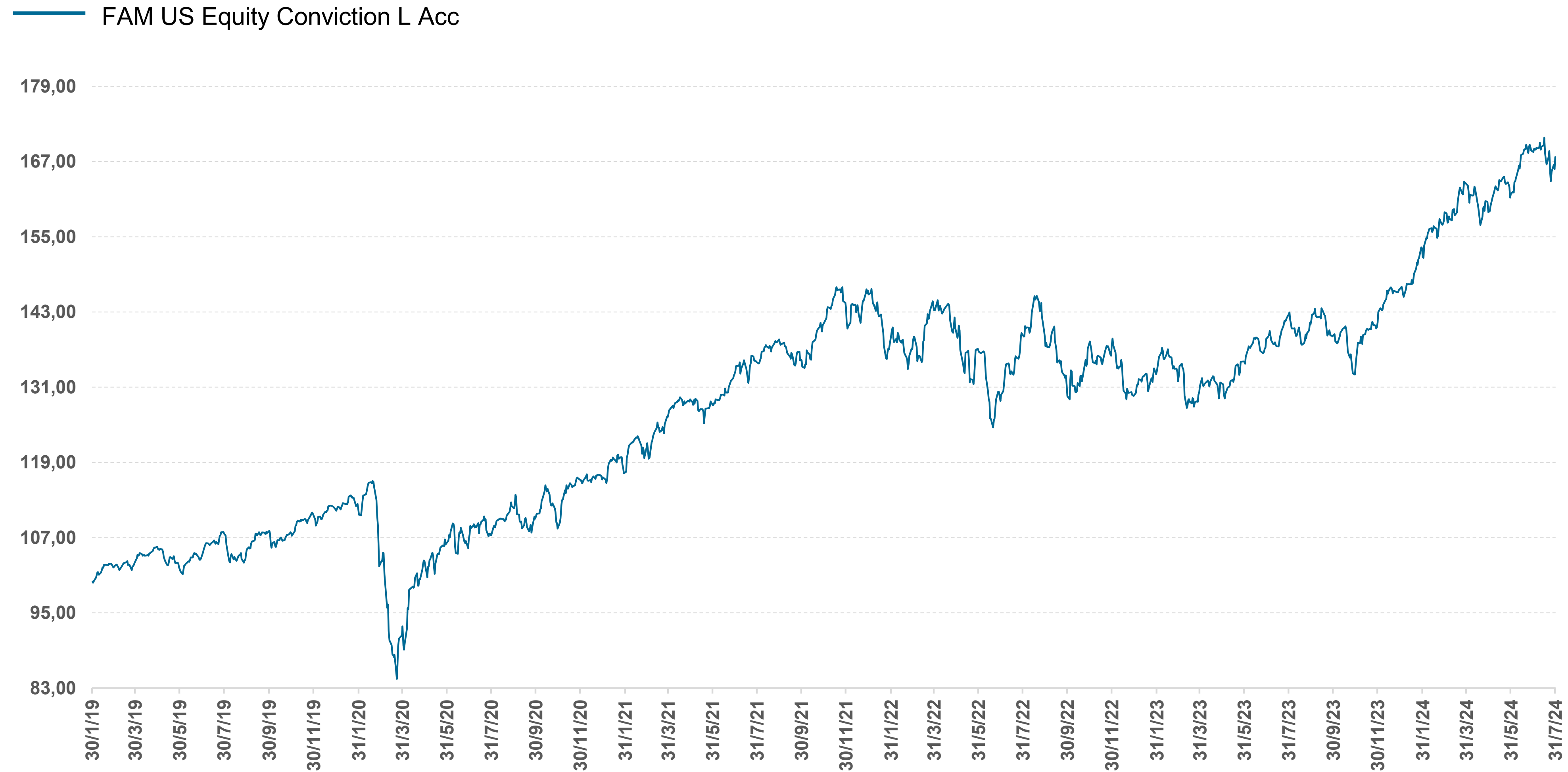
# FAM Sustainable Target January 2025

Profilo rischio/rendimento | 10 gen 2020 - 31 lug 2024



# FAM US Equity Conviction

Profilo rischio/rendimento | 30 gen 2019 - 31 lug 2024



# APPENDICE I

## Profilo rischio/rendimento ad un anno

04

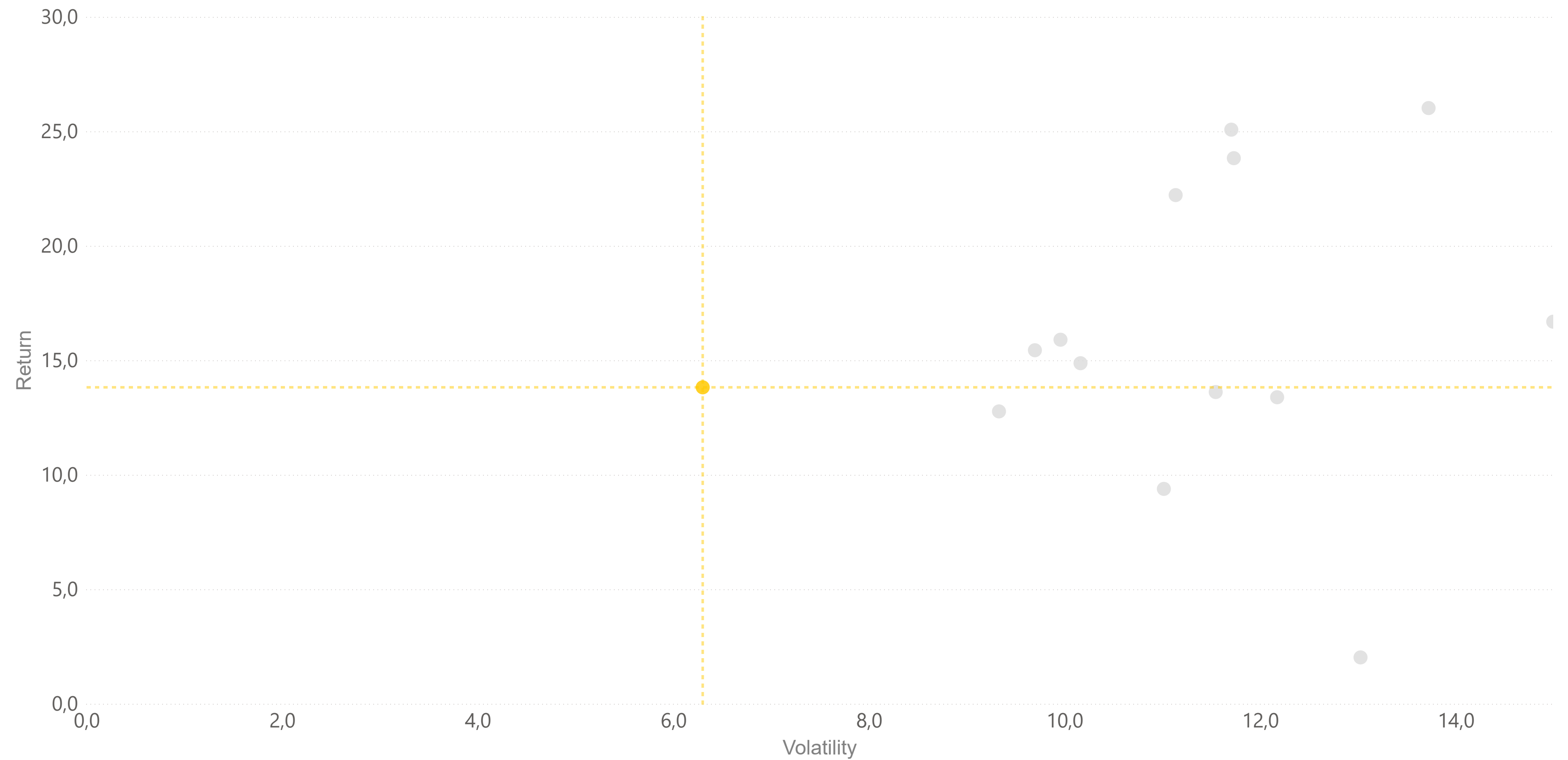
# Fineco AM Advisory 9 Target 2024

Profilo rischio/rendimento | 31 Jul 2023 - 31 Jul 2024

## Fineco AM Advisory 9 Target 2024

Perf. 1 anno 13.82%

Volatilità 6.3%



\*Il profilo di rischio/rendimento si basa sul portafoglio modello dei fondi, simulato nell'arco di tempo indicato. Le performance sono calcolate al lordo dei costi di gestione



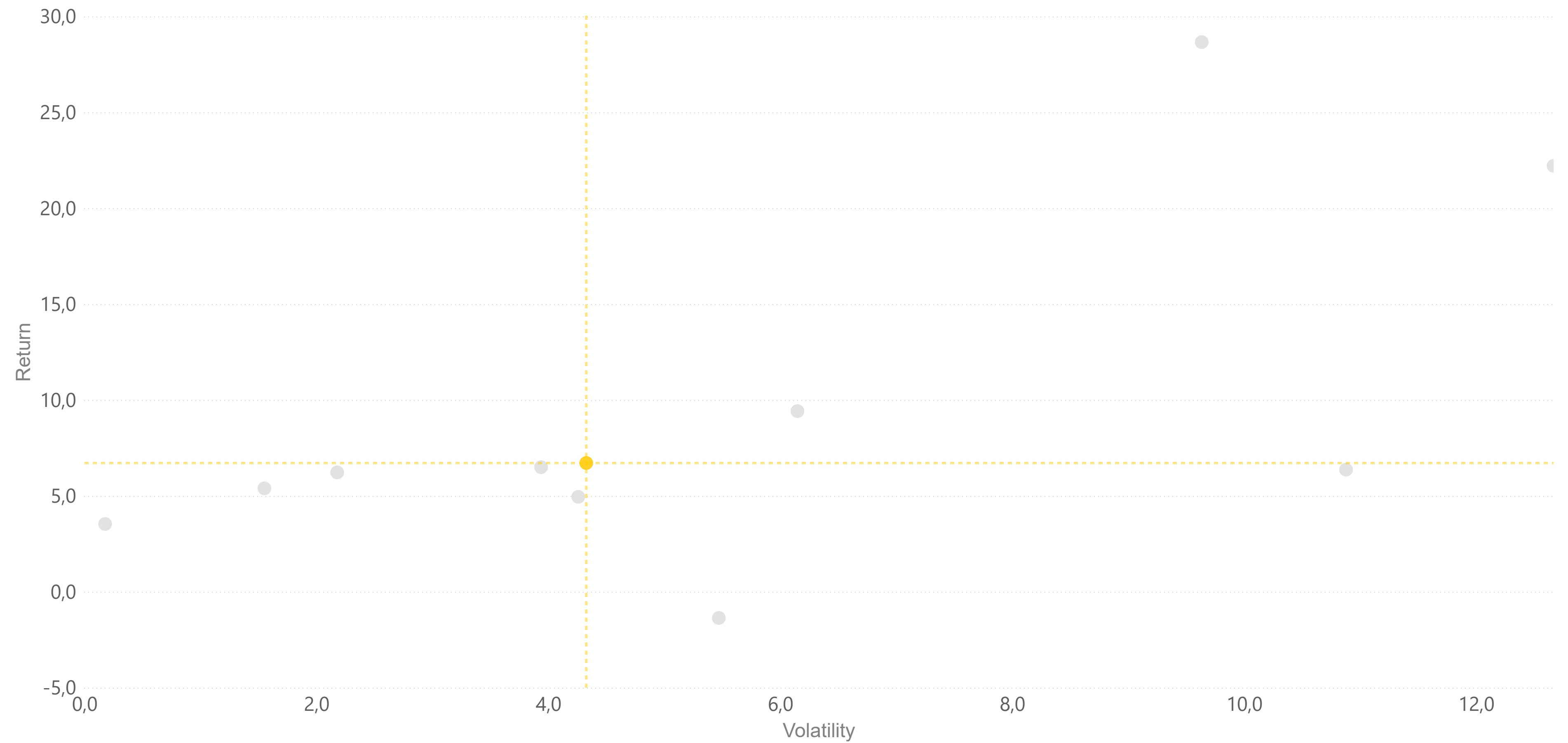
# FAM Alternative Conviction

Profilo rischio/rendimento | 31 Jul 2023 - 31 Jul 2024

## FAM Alternative Conviction

Perf. 1 anno 6.72%

Volatilità 4.3%



\*Il profilo di rischio/rendimento si basa sul portafoglio modello dei fondi, simulato nell'arco di tempo indicato. Le performance sono calcolate al lordo dei costi di gestione

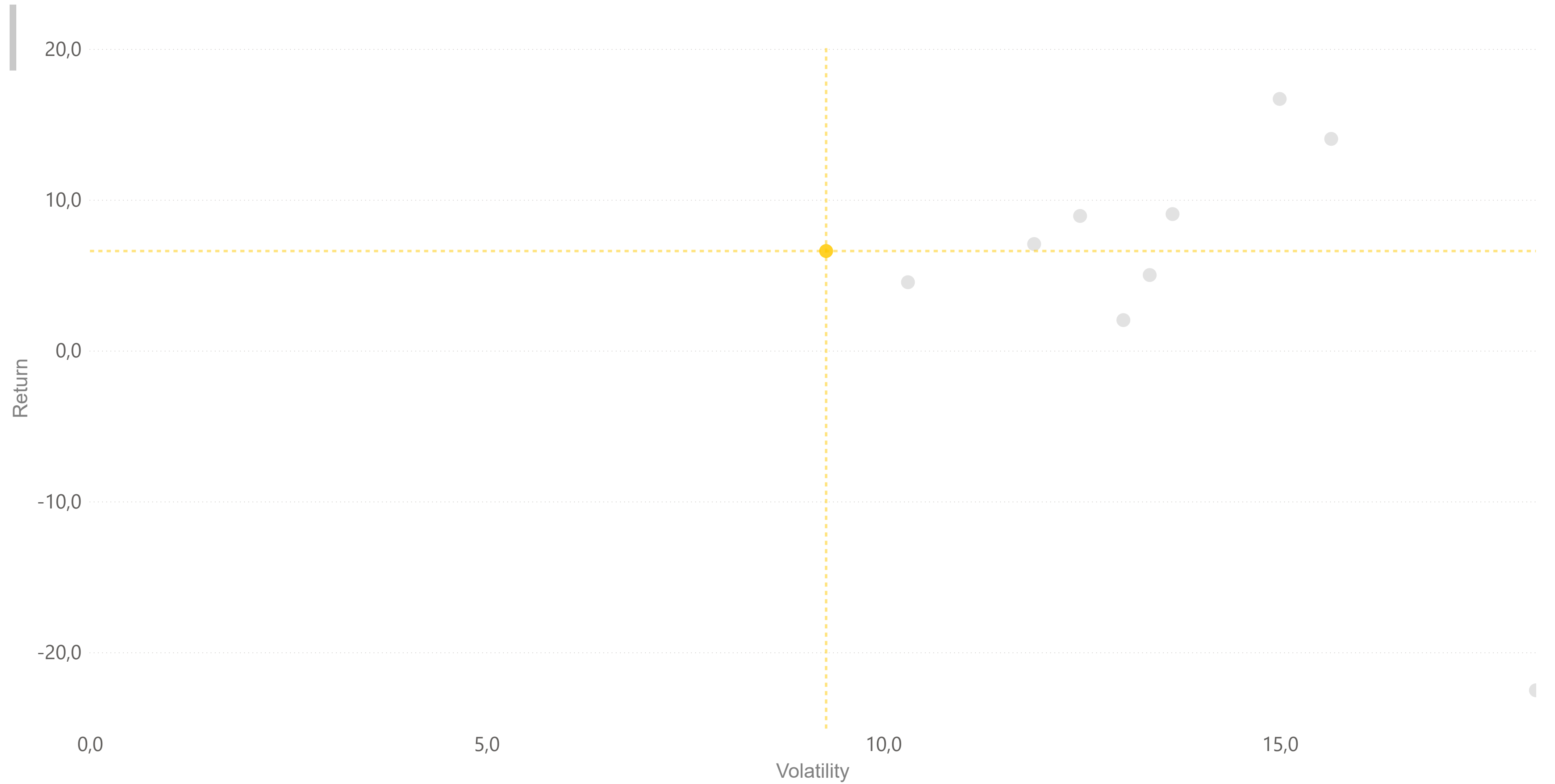
# FAM Asia Pacific Equity Conviction

Profilo rischio/rendimento | 31 Jul 2023 - 31 Jul 2024

## FAM Asia Pacific Equity Conviction

Perf. 1 anno 6.60%

Volatilità 9.3%



\*Il profilo di rischio/rendimento si basa sul portafoglio modello dei fondi, simulato nell'arco di tempo indicato. Le performance sono calcolate al lordo dei costi di gestione

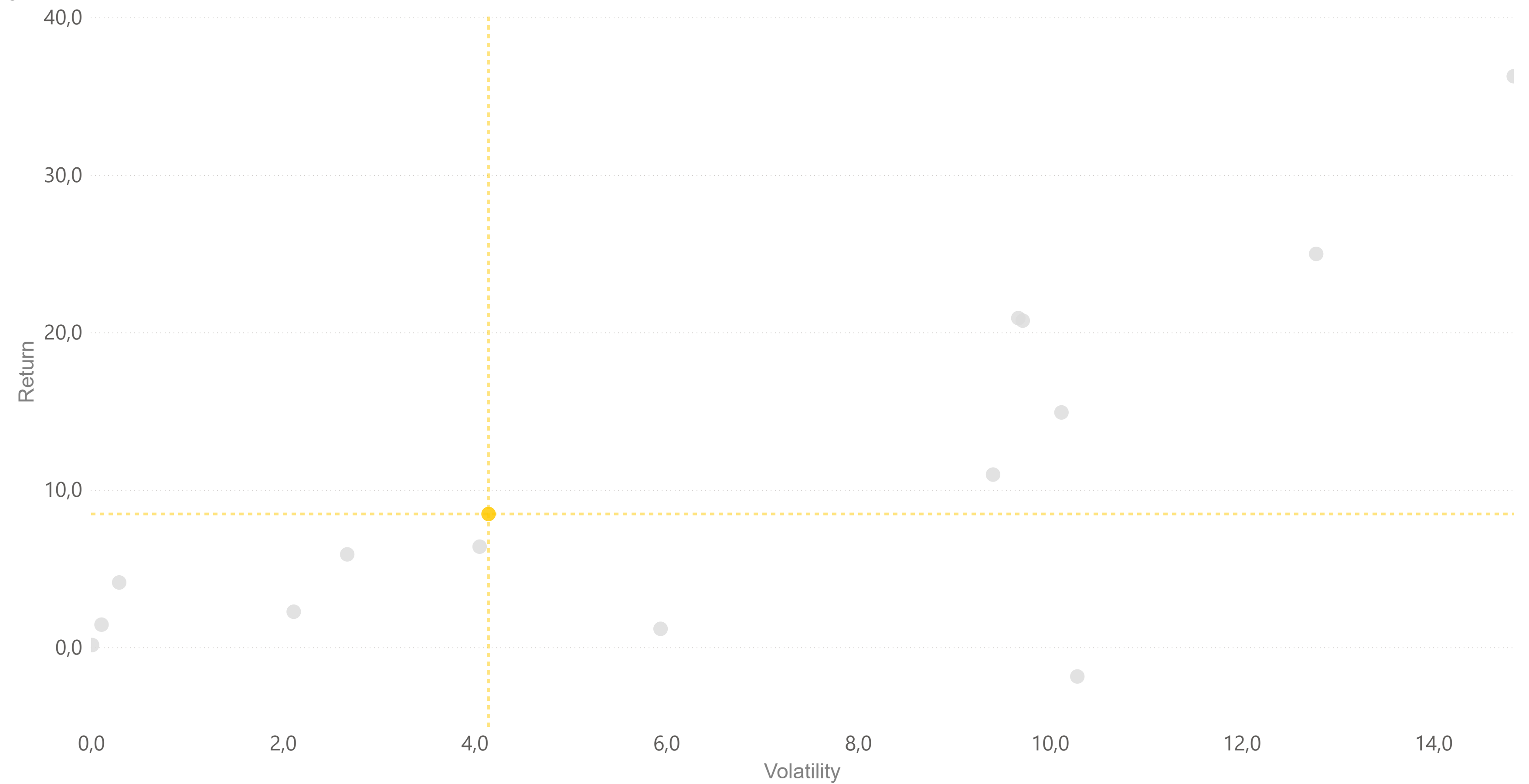
# Fineco AM Cube Trend Opportunity Fund

Profilo rischio/rendimento | 31 Jul 2023 - 31 Jul 2024

## Fineco AM Cube Trend Opportunity Fund

Perf. 1 anno 8.47%

Volatilità 4.1%



\*Il profilo di rischio/rendimento si basa sul portafoglio modello dei fondi, simulato nell'arco di tempo indicato. Le performance sono calcolate al lordo dei costi di gestione

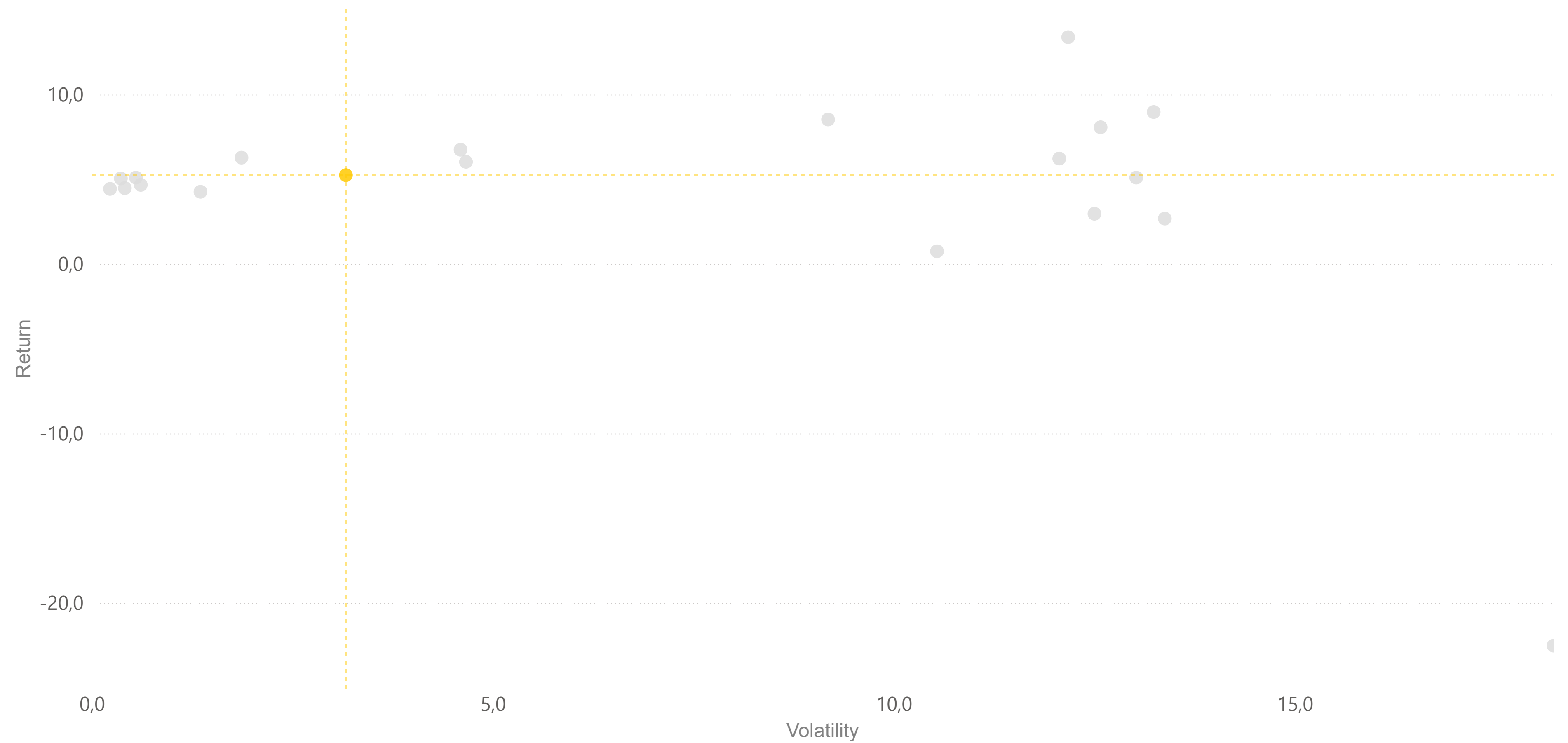
# Fineco AM Emerging Markets Target 2027 I

Profilo rischio/rendimento | 31 Jul 2023 - 31 Jul 2024

## Fineco AM Emerging Markets Target 2027 I

Perf. 1 anno 5.25%

Volatilità 3.2%



\*Il profilo di rischio/rendimento si basa sul portafoglio modello dei fondi, simulato nell'arco di tempo indicato. Le performance sono calcolate al lordo dei costi di gestione

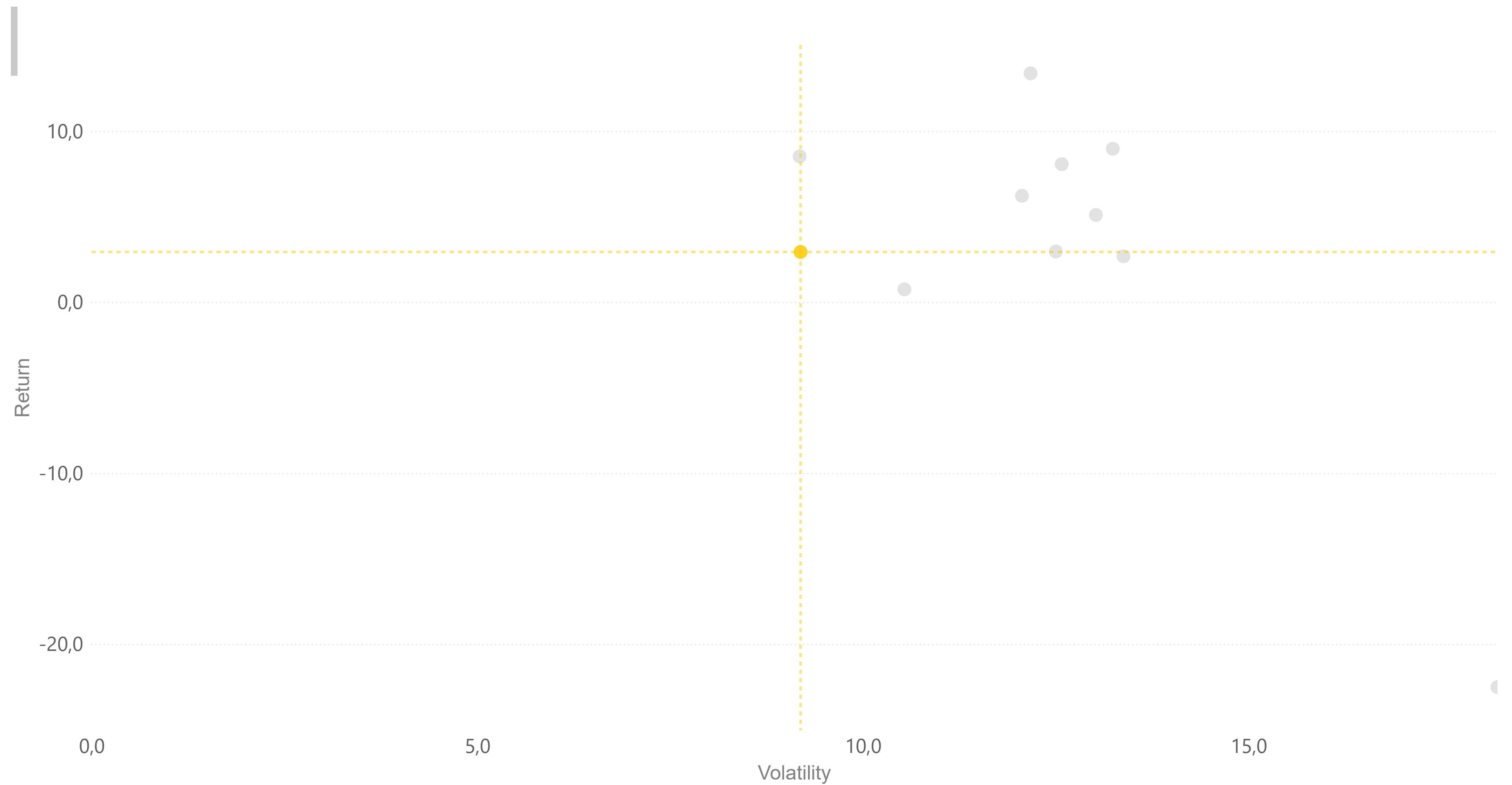
# FAM Emerging Markets Equity Conviction

Profilo rischio/rendimento | 31 Jul 2023 - 31 Jul 2024

## FAM Emerging Markets Equity Conviction

Perf. 1 anno 2.94%

Volatilità 9.2%



\*Il profilo di rischio/rendimento si basa sul portafoglio modello dei fondi, simulato nell'arco di tempo indicato. Le performance sono calcolate al lordo dei costi di gestione

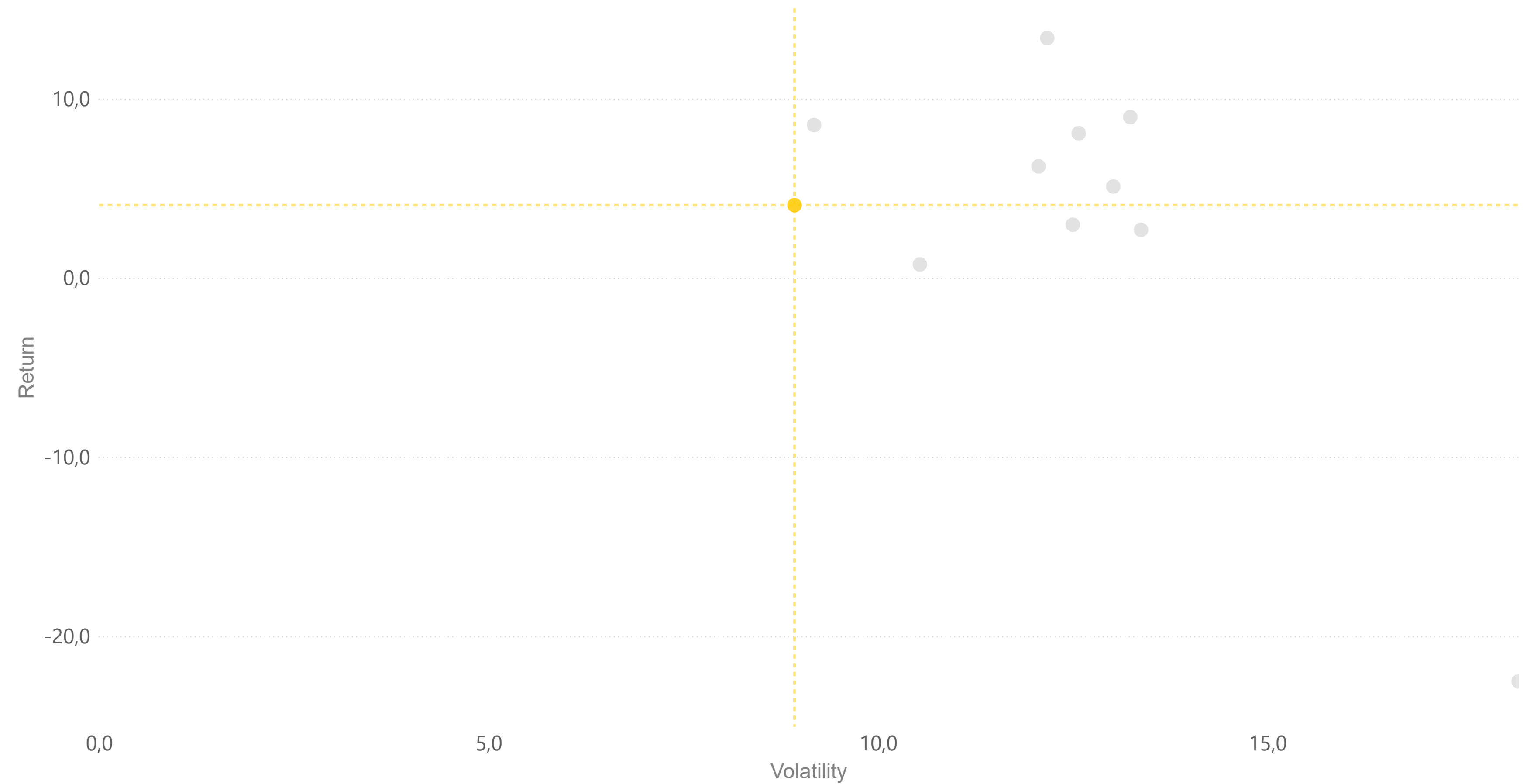
# FAM Emerging Markets Target 2023 II

Profilo rischio/rendimento | 31 Jul 2023 - 31 Jul 2024

## FAM Emerging Markets Target 2023 II

Perf. 1 anno 4.06%

Volatilità 8.9%



\*Il profilo di rischio/rendimento si basa sul portafoglio modello dei fondi, simulato nell'arco di tempo indicato. Le performance sono calcolate al lordo dei costi di gestione

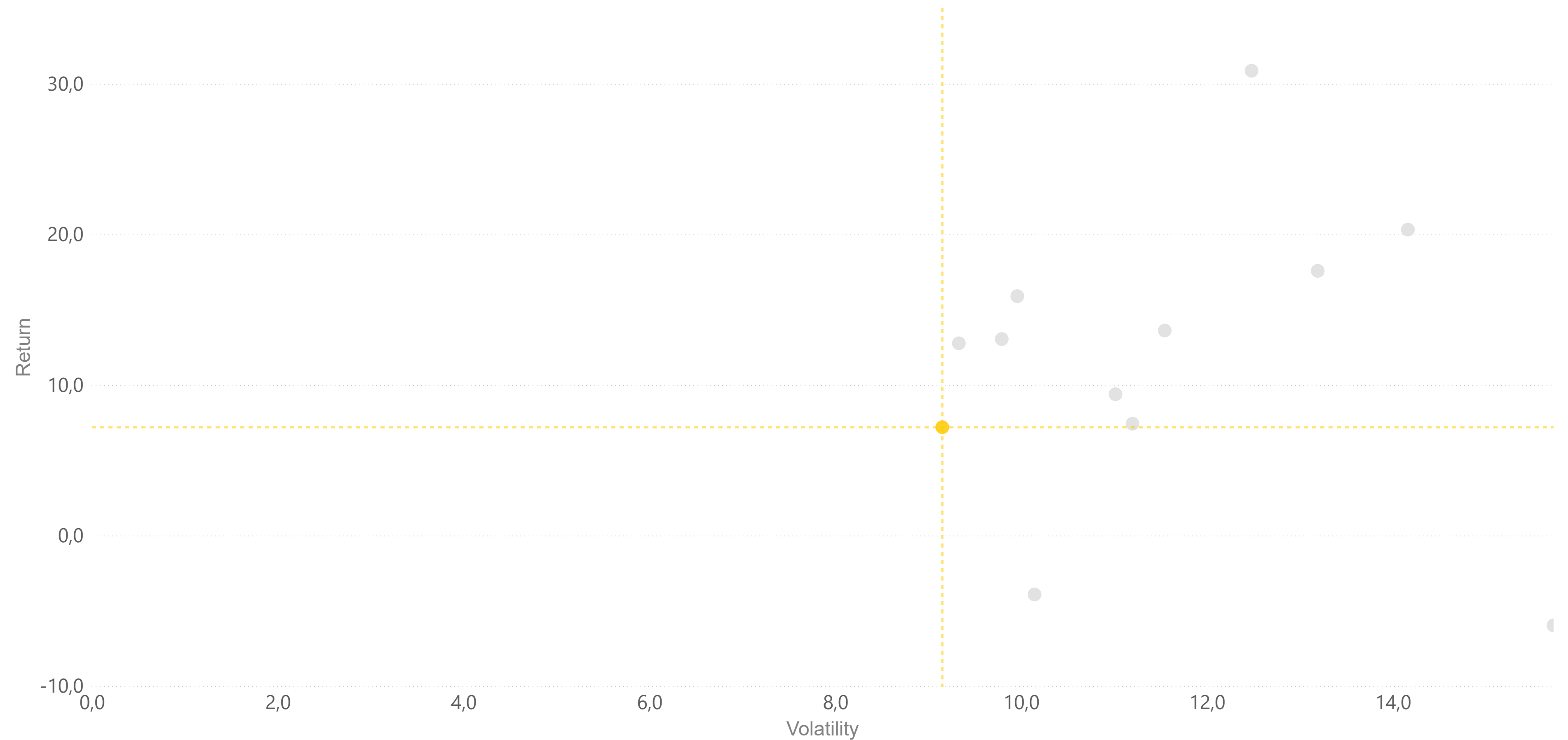
# FAM Europe Equity Conviction

Profilo rischio/rendimento | 31 Jul 2023 - 31 Jul 2024

## FAM Europe Equity Conviction

Perf. 1 anno 7.19%

Volatilità 9.2%



\*Il profilo di rischio/rendimento si basa sul portafoglio modello dei fondi, simulato nell'arco di tempo indicato. Le performance sono calcolate al lordo dei costi di gestione

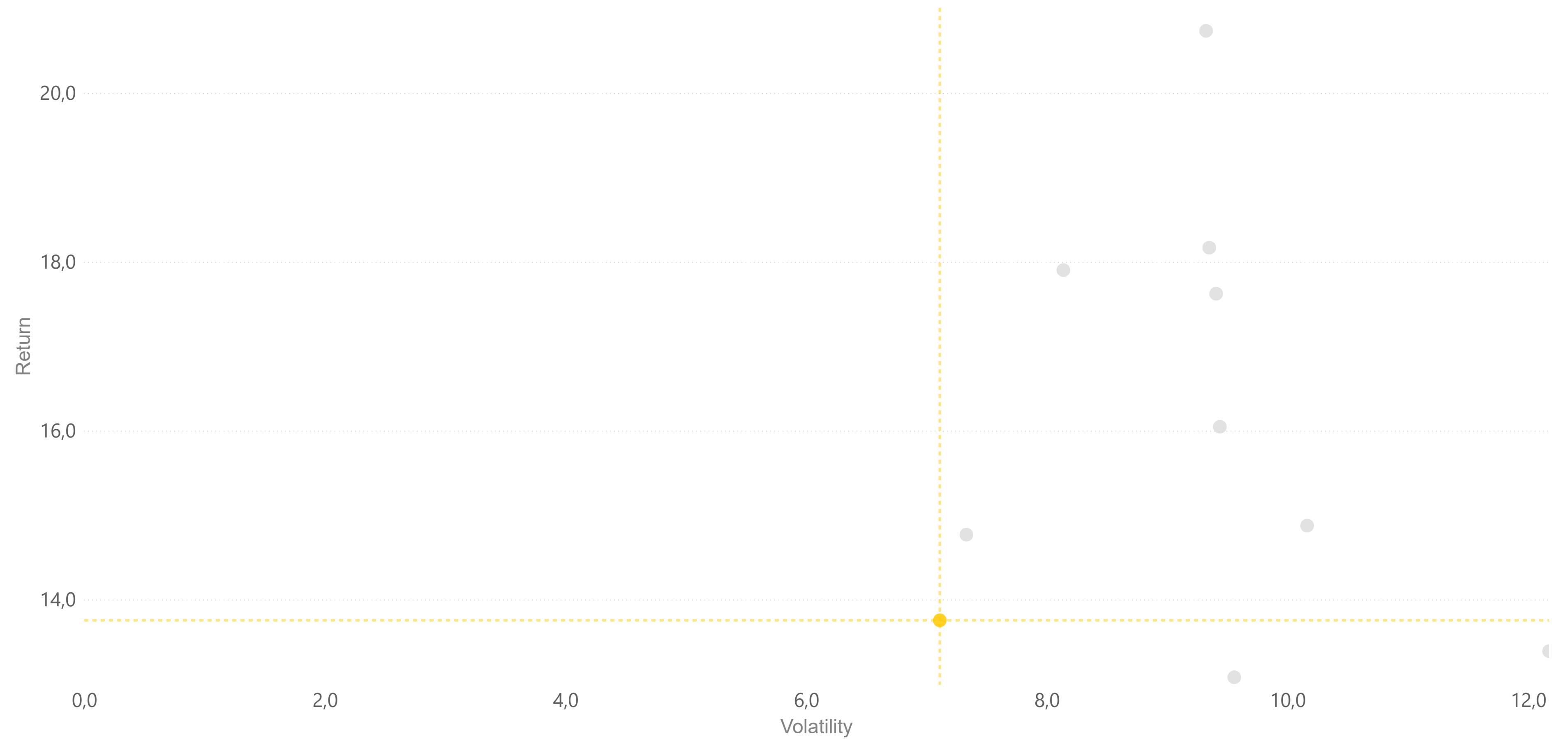
# FAM Global Equity Conviction

Profilo rischio/rendimento | 31 Jul 2023 - 31 Jul 2024

## FAM Global Equity Conviction

Perf. 1 anno 13.75%

Volatilità 7.1%



\*Il profilo di rischio/rendimento si basa sul portafoglio modello dei fondi, simulato nell'arco di tempo indicato. Le performance sono calcolate al lordo dei costi di gestione



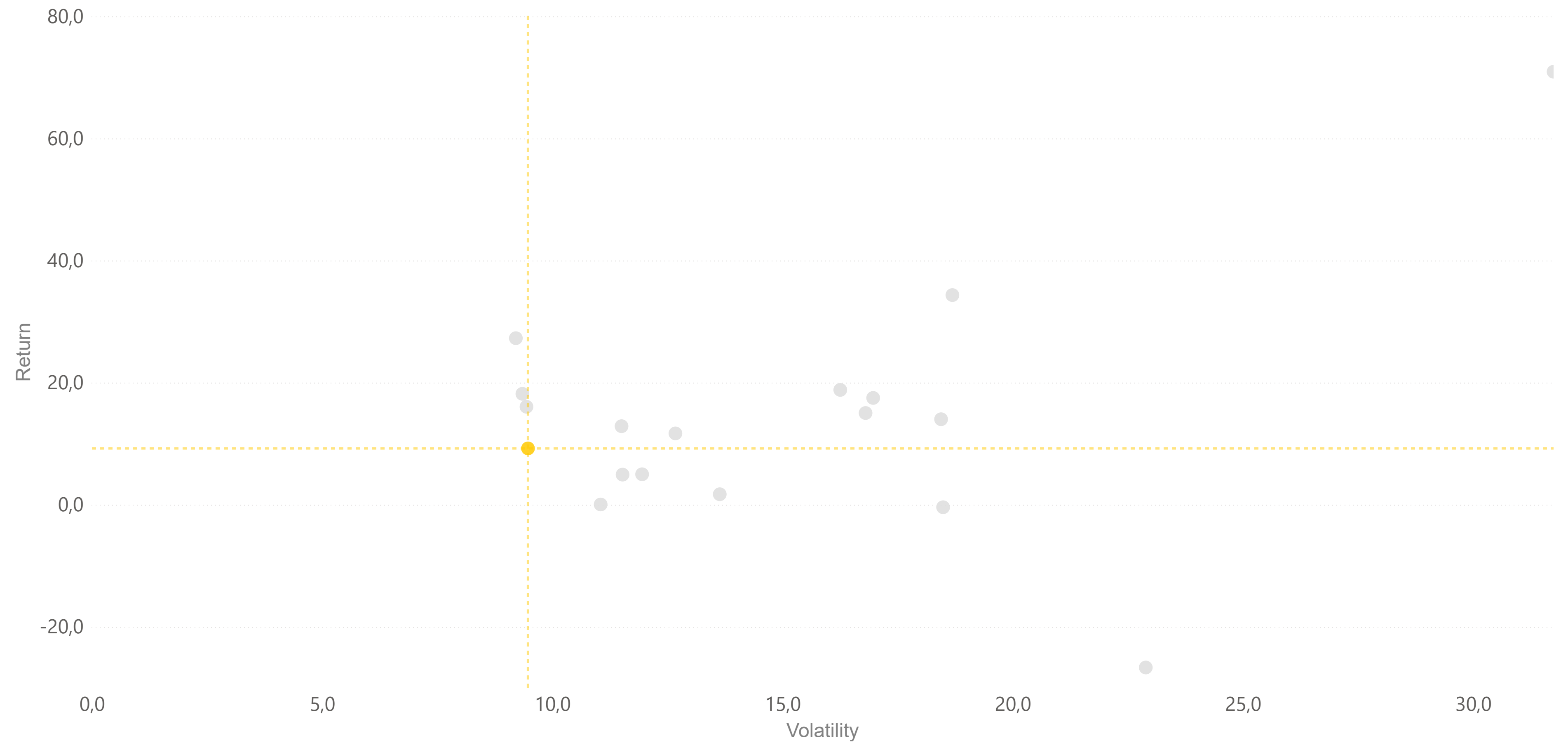
# FAM MegaTrends

Profilo rischio/rendimento | 31 Jul 2023 - 31 Jul 2024

## FAM MegaTrends

Perf. 1 anno 9.22%

Volatilità 9.5%



\*Il profilo di rischio/rendimento si basa sul portafoglio modello dei fondi, simulato nell'arco di tempo indicato. Le performance sono calcolate al lordo dei costi di gestione

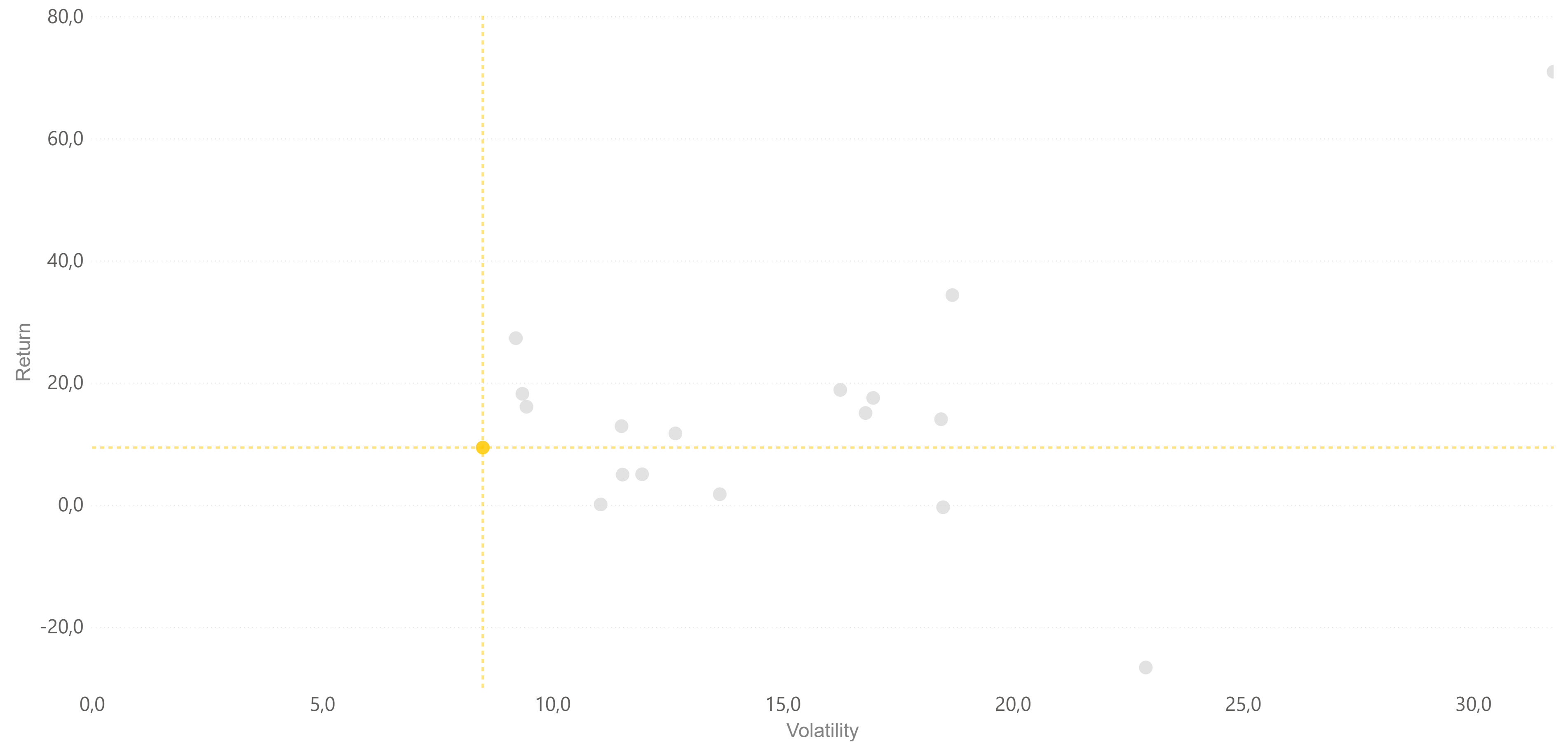
# FAM Megatrends Target

Profilo rischio/rendimento | 31 Jul 2023 - 31 Jul 2024

## ● FAM Megatrends Target

Perf. 1 anno 9.37%

Volatilità 8.5%



\*Il profilo di rischio/rendimento si basa sul portafoglio modello dei fondi, simulato nell'arco di tempo indicato. Le performance sono calcolate al lordo dei costi di gestione

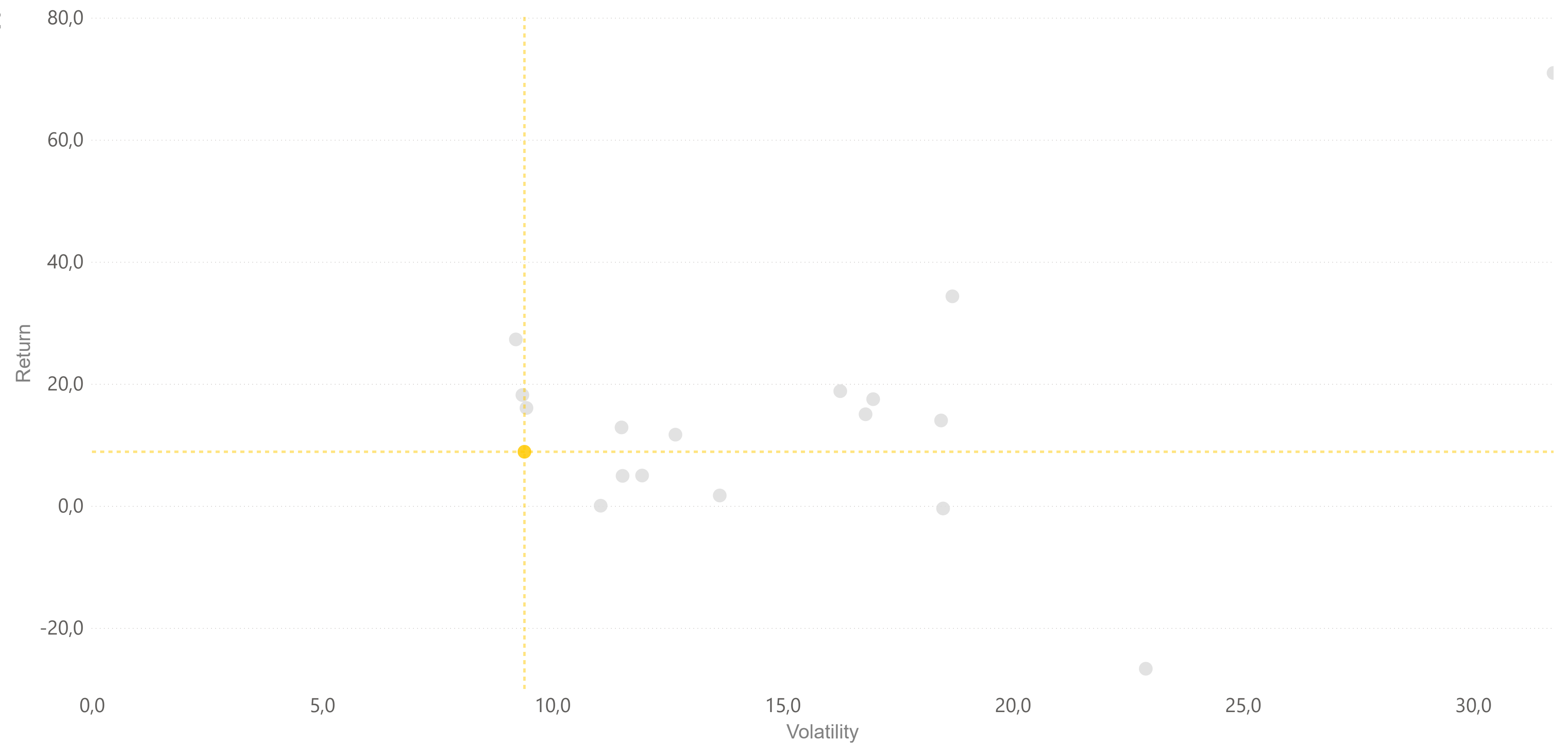
# FAM MegaTrends Target 2022

Profilo rischio/rendimento | 31 Jul 2023 - 31 Jul 2024

## ● FAM MegaTrends Target 2022

Perf. 1 anno 8.87%

Volatilità 9.4%



\*Il profilo di rischio/rendimento si basa sul portafoglio modello dei fondi, simulato nell'arco di tempo indicato. Le performance sono calcolate al lordo dei costi di gestione

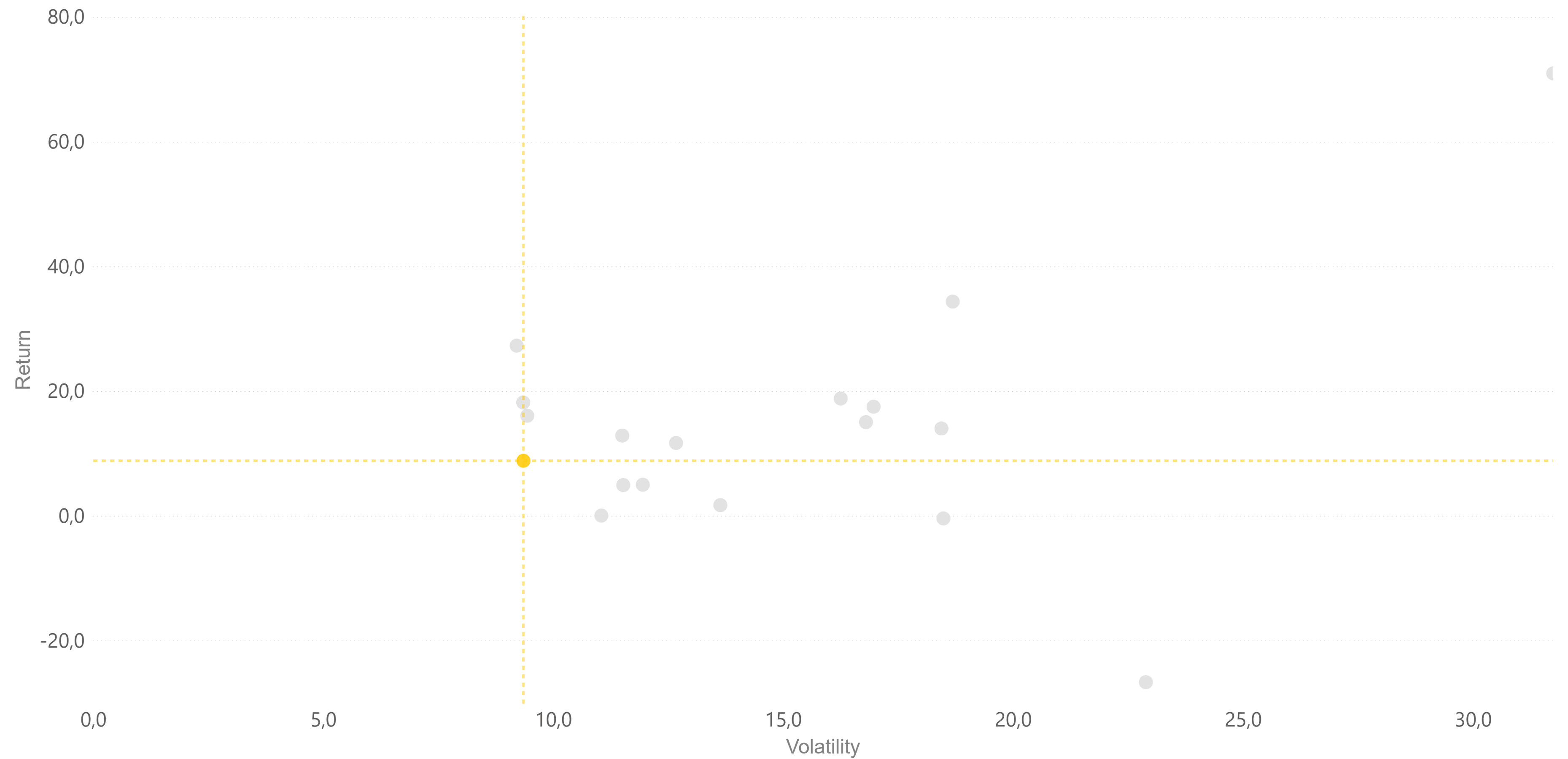
# FAM MegaTrends Target 2022 II

Profilo rischio/rendimento | 31 Jul 2023 - 31 Jul 2024

## FAM MegaTrends Target 2022 II

Perf. 1 anno 8.83%

Volatilità 9.4%



\*Il profilo di rischio/rendimento si basa sul portafoglio modello dei fondi, simulato nell'arco di tempo indicato. Le performance sono calcolate al lordo dei costi di gestione

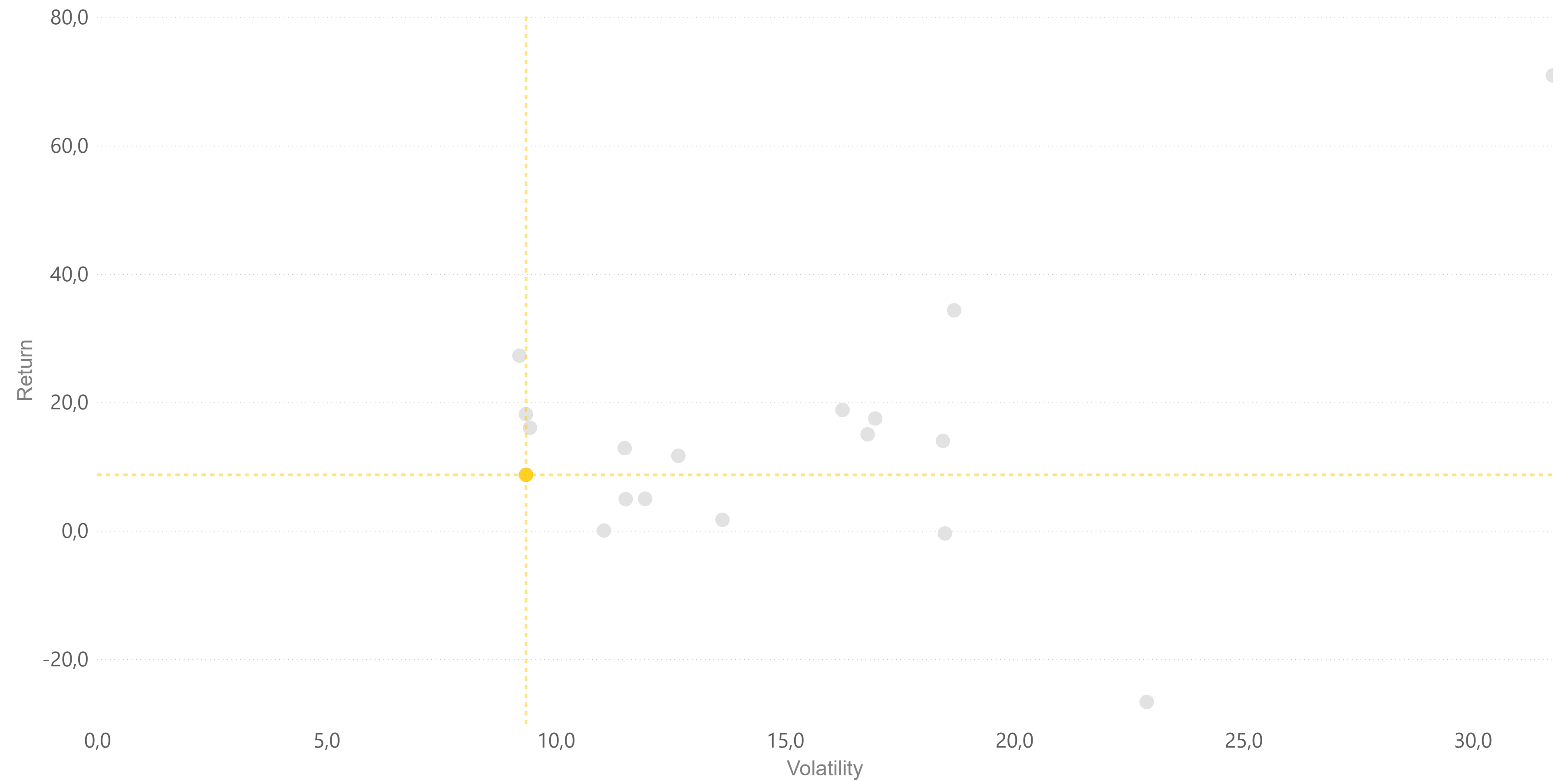
# FAM MegaTrends Target 2022 III

Profilo rischio/rendimento | 31 Jul 2023 - 31 Jul 2024

## FAM MegaTrends Target 2022 III

Perf. 1 anno 8.72%

Volatilità 9.4%



\*Il profilo di rischio/rendimento si basa sul portafoglio modello dei fondi, simulato nell'arco di tempo indicato. Le performance sono calcolate al lordo dei costi di gestione

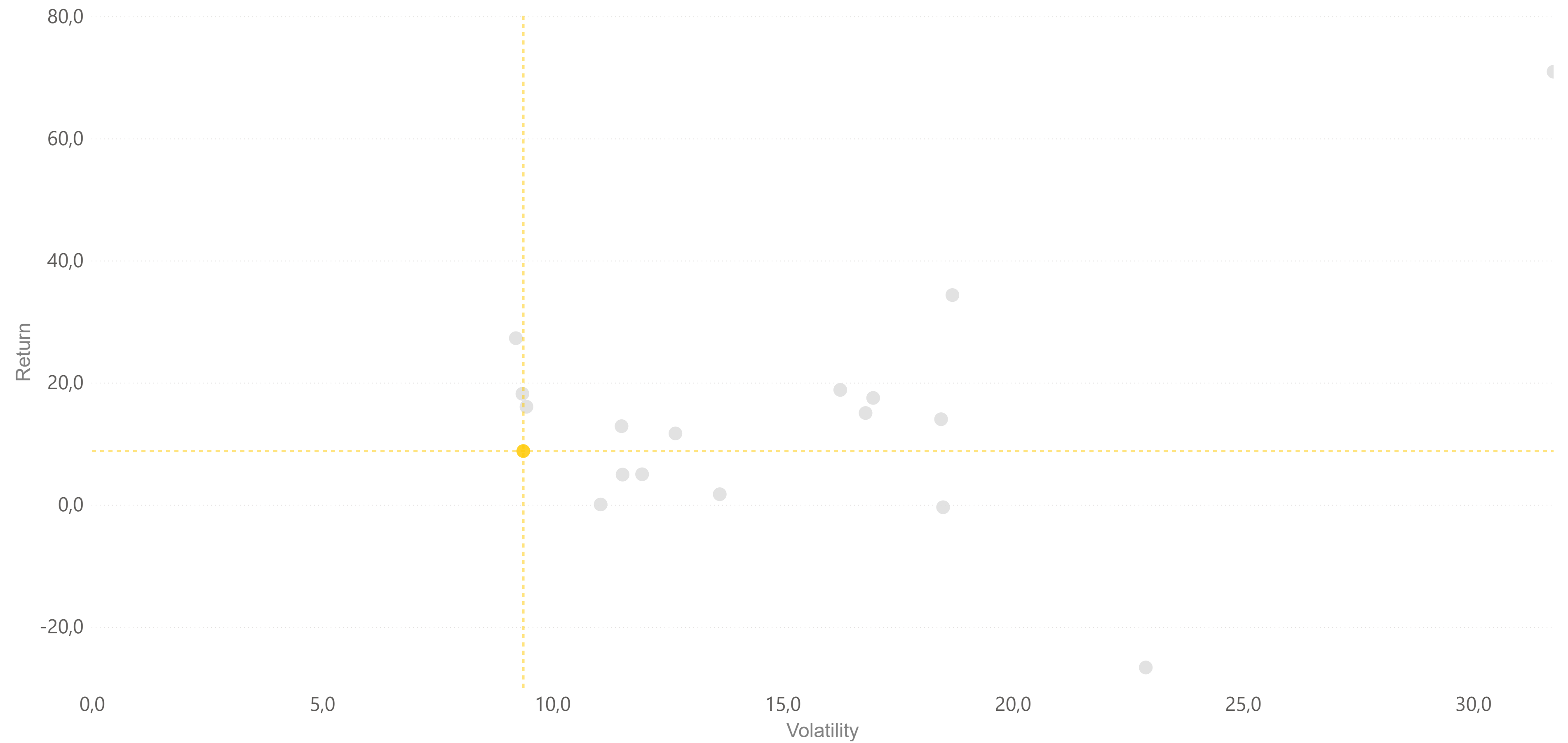
# FAM Megatrends Target 2023

Profilo rischio/rendimento | 31 Jul 2023 - 31 Jul 2024

## FAM Megatrends Target 2023

Perf. 1 anno 8.79%

Volatilità 9.4%



\*Il profilo di rischio/rendimento si basa sul portafoglio modello dei fondi, simulato nell'arco di tempo indicato. Le performance sono calcolate al lordo dei costi di gestione

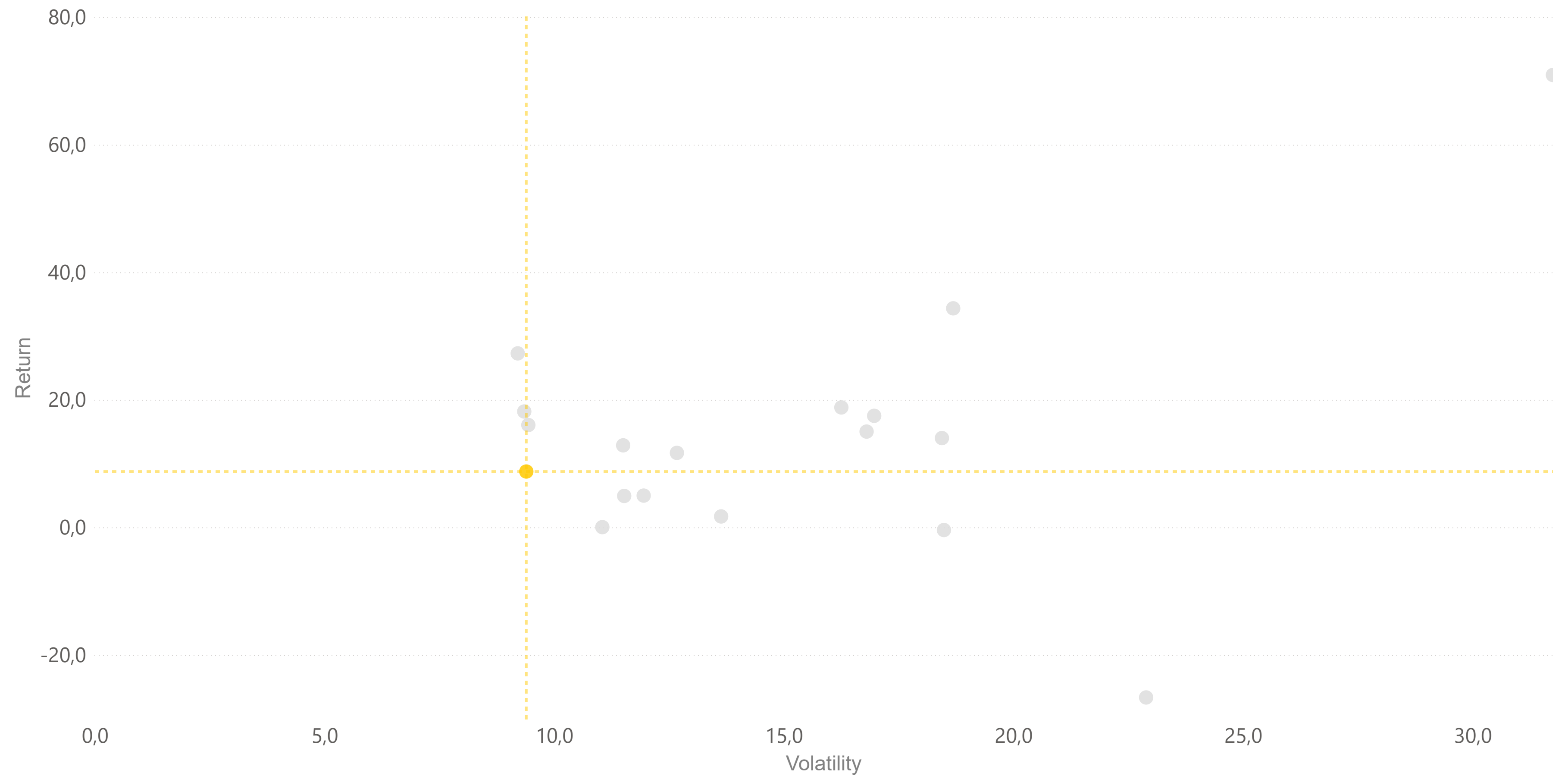
# FAM MegaTrends Target 2023 II

Profilo rischio/rendimento | 31 Jul 2023 - 31 Jul 2024

## FAM MegaTrends Target 2023 II

Perf. 1 anno 8.76%

Volatilità 9.4%



\*Il profilo di rischio/rendimento si basa sul portafoglio modello dei fondi, simulato nell'arco di tempo indicato. Le performance sono calcolate al lordo dei costi di gestione

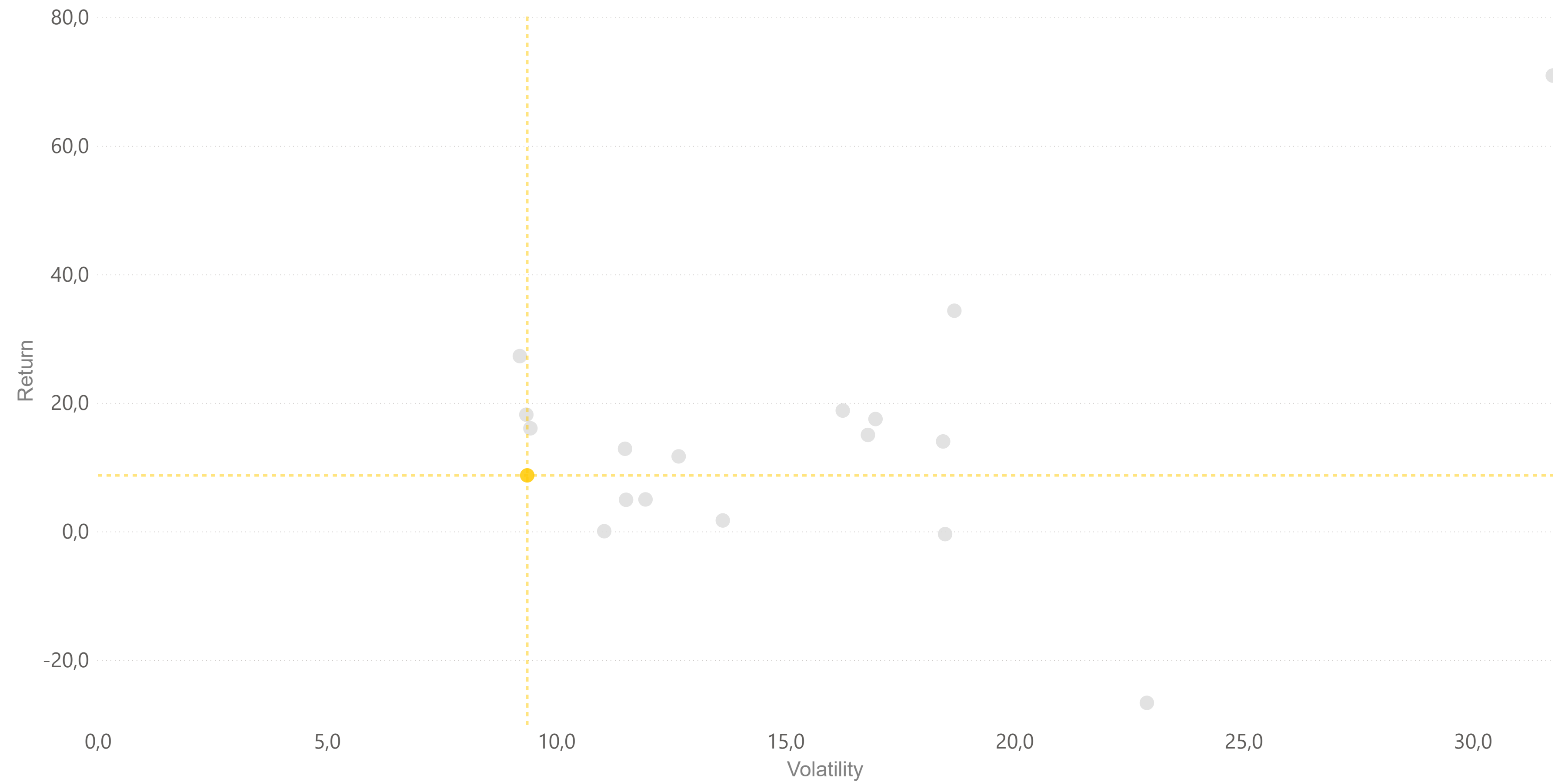
# FAM MegaTrends Target 2023 III

Profilo rischio/rendimento | 31 Jul 2023 - 31 Jul 2024

## FAM MegaTrends Target 2023 III

Perf. 1 anno 8.72%

Volatilità 9.4%



\*Il profilo di rischio/rendimento si basa sul portafoglio modello dei fondi, simulato nell'arco di tempo indicato. Le performance sono calcolate al lordo dei costi di gestione



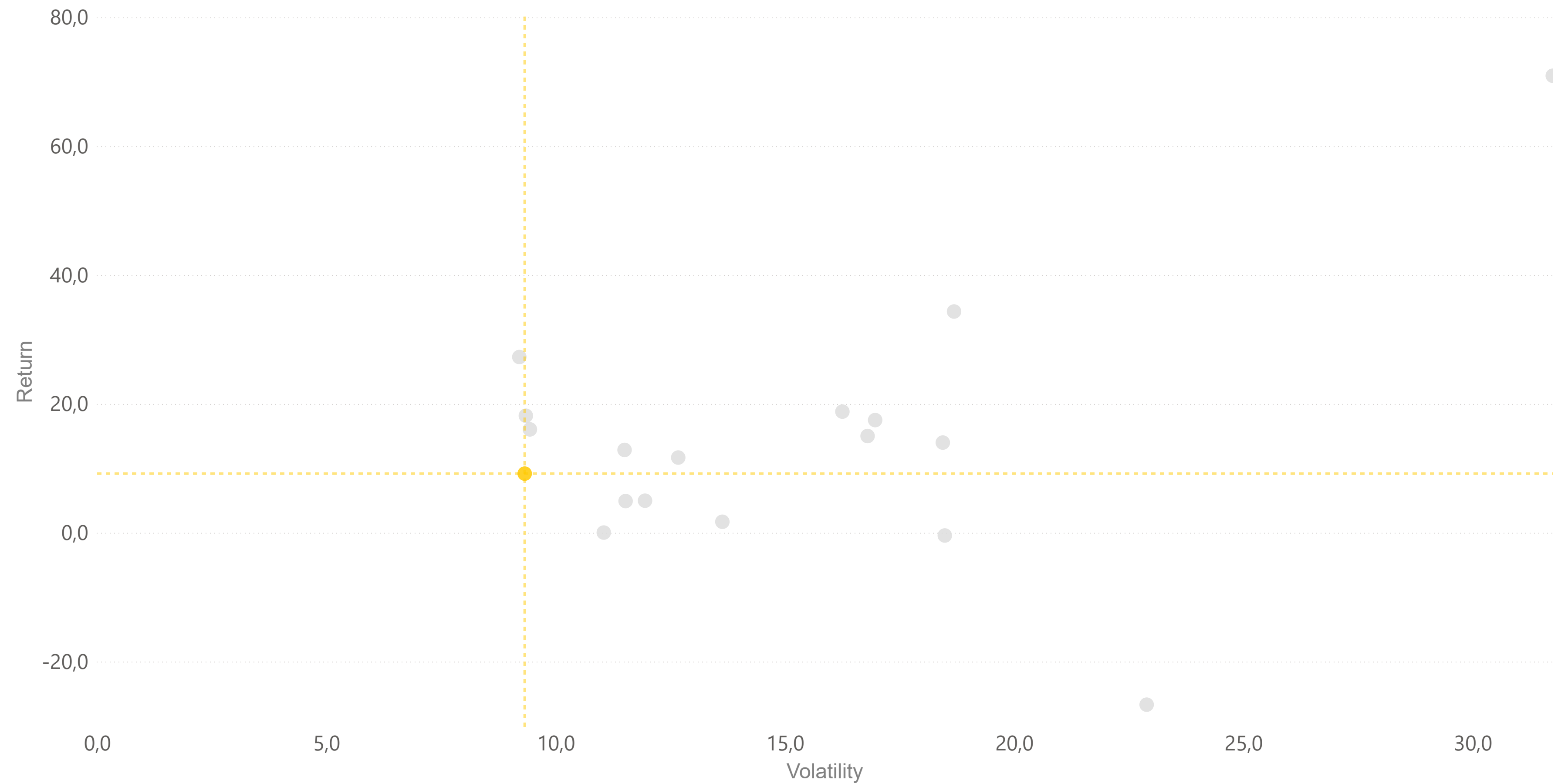
# FAM MegaTrends Target 2023 IV

Profilo rischio/rendimento | 31 Jul 2023 - 31 Jul 2024

## ● FAM MegaTrends Target 2023 IV

Perf. 1 anno 9.19%

Volatilità 9.3%



\*Il profilo di rischio/rendimento si basa sul portafoglio modello dei fondi, simulato nell'arco di tempo indicato. Le performance sono calcolate al lordo dei costi di gestione

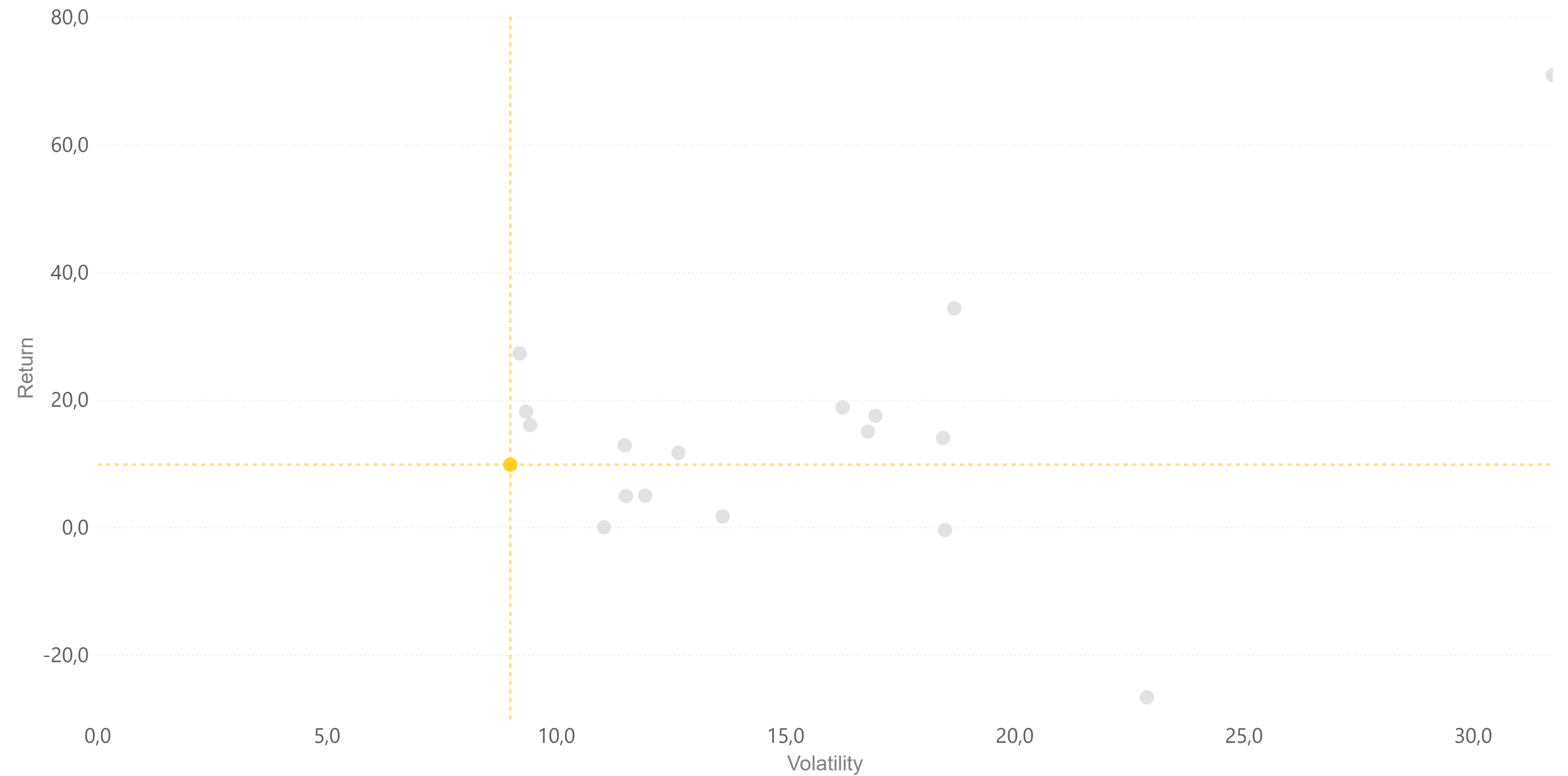
# FAM MegaTrends Target 2023 V

Profilo rischio/rendimento | 31 Jul 2023 - 31 Jul 2024

## FAM MegaTrends Target 2023 V

Perf. 1 anno 9.83%

Volatilità 9.0%



\*Il profilo di rischio/rendimento si basa sul portafoglio modello dei fondi, simulato nell'arco di tempo indicato. Le performance sono calcolate al lordo dei costi di gestione

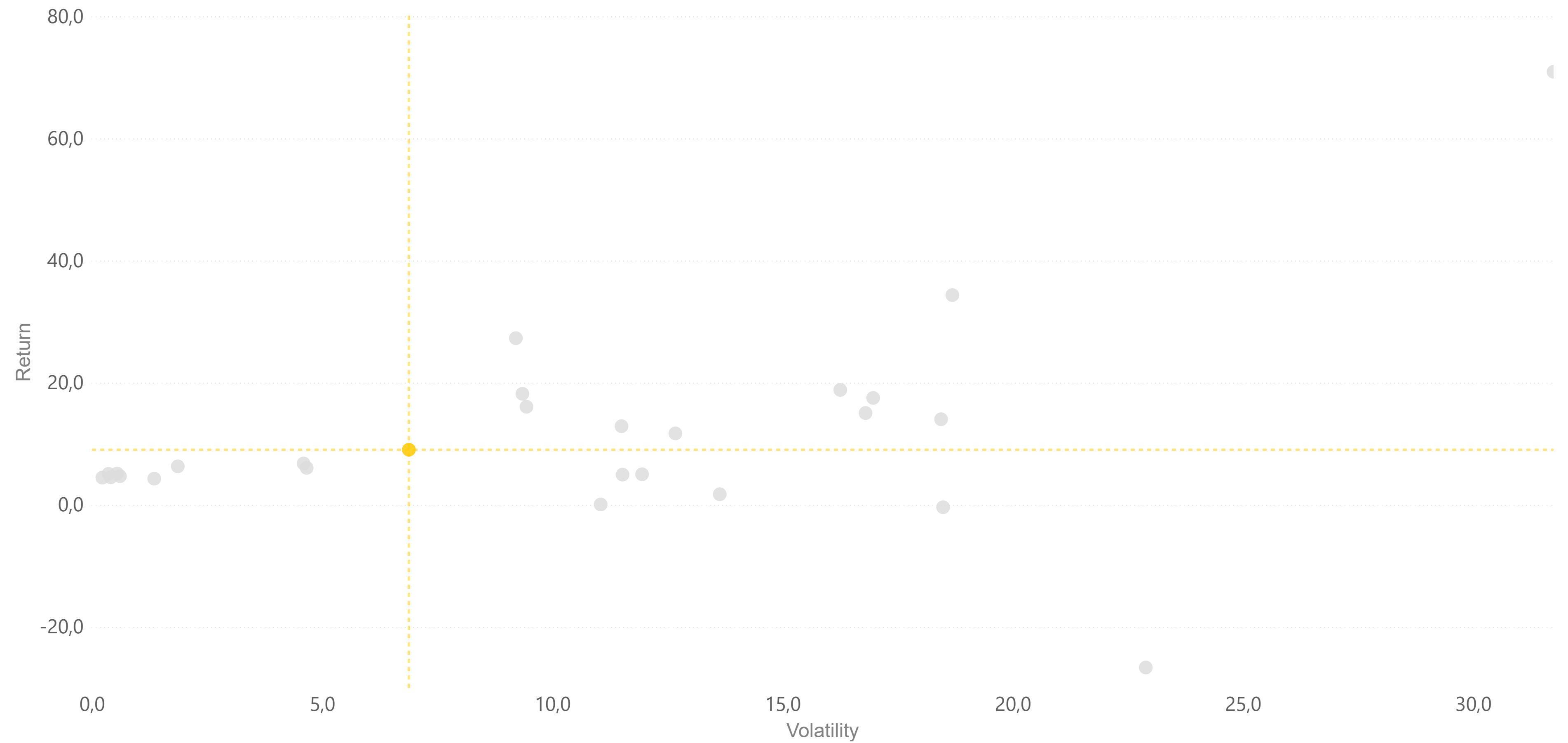
# FAM MegaTrends Target 2025

Profilo rischio/rendimento | 31 Jul 2023 - 31 Jul 2024

## FAM MegaTrends Target 2025

Perf. 1 anno 9.01%

Volatilità 6.9%



\*Il profilo di rischio/rendimento si basa sul portafoglio modello dei fondi, simulato nell'arco di tempo indicato. Le performance sono calcolate al lordo dei costi di gestione

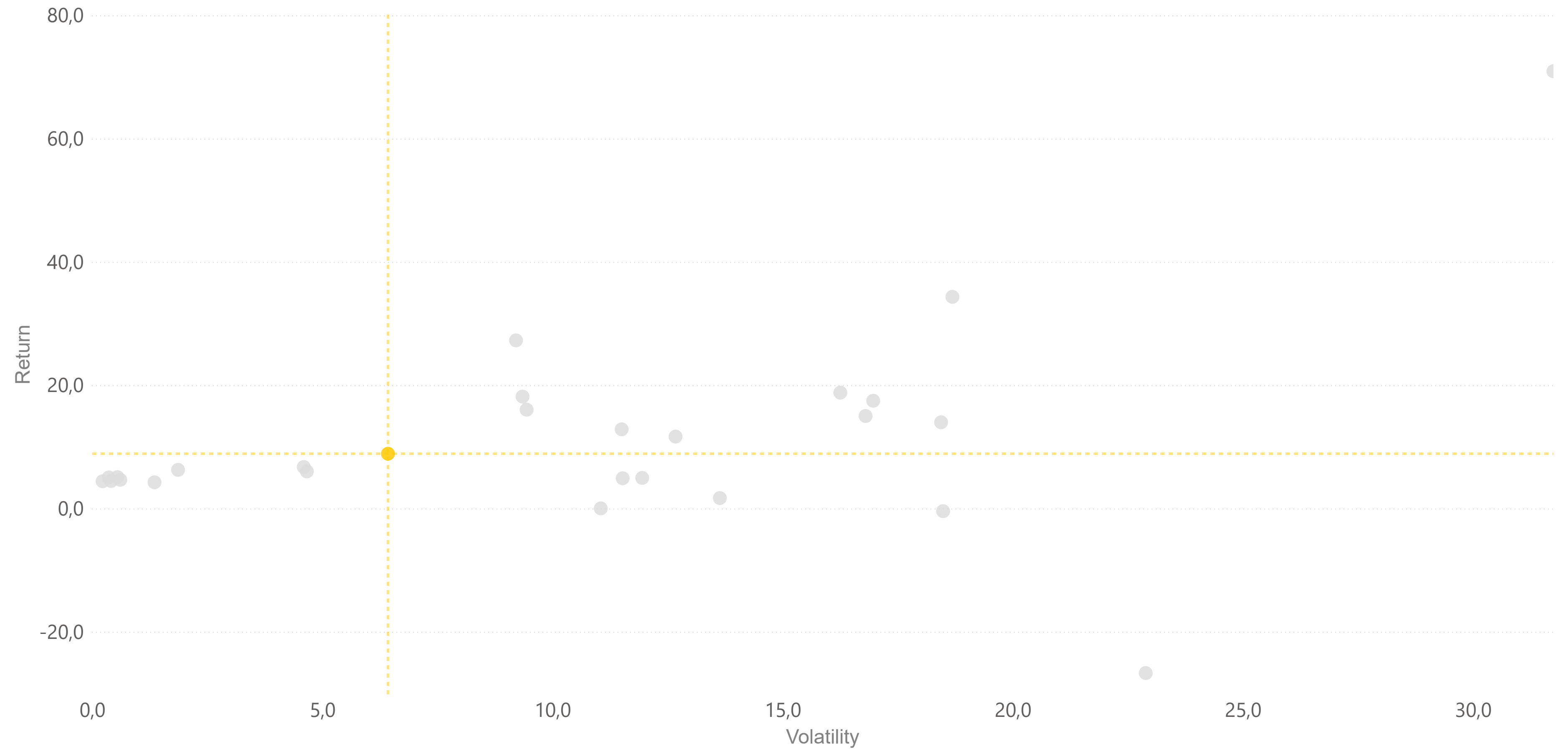
# FAM MegaTrends Target 2025 II

Profilo rischio/rendimento | 31 Jul 2023 - 31 Jul 2024

## FAM MegaTrends Target 2025 II

Perf. 1 anno 8.90%

Volatilità 6.4%



\*Il profilo di rischio/rendimento si basa sul portafoglio modello dei fondi, simulato nell'arco di tempo indicato. Le performance sono calcolate al lordo dei costi di gestione

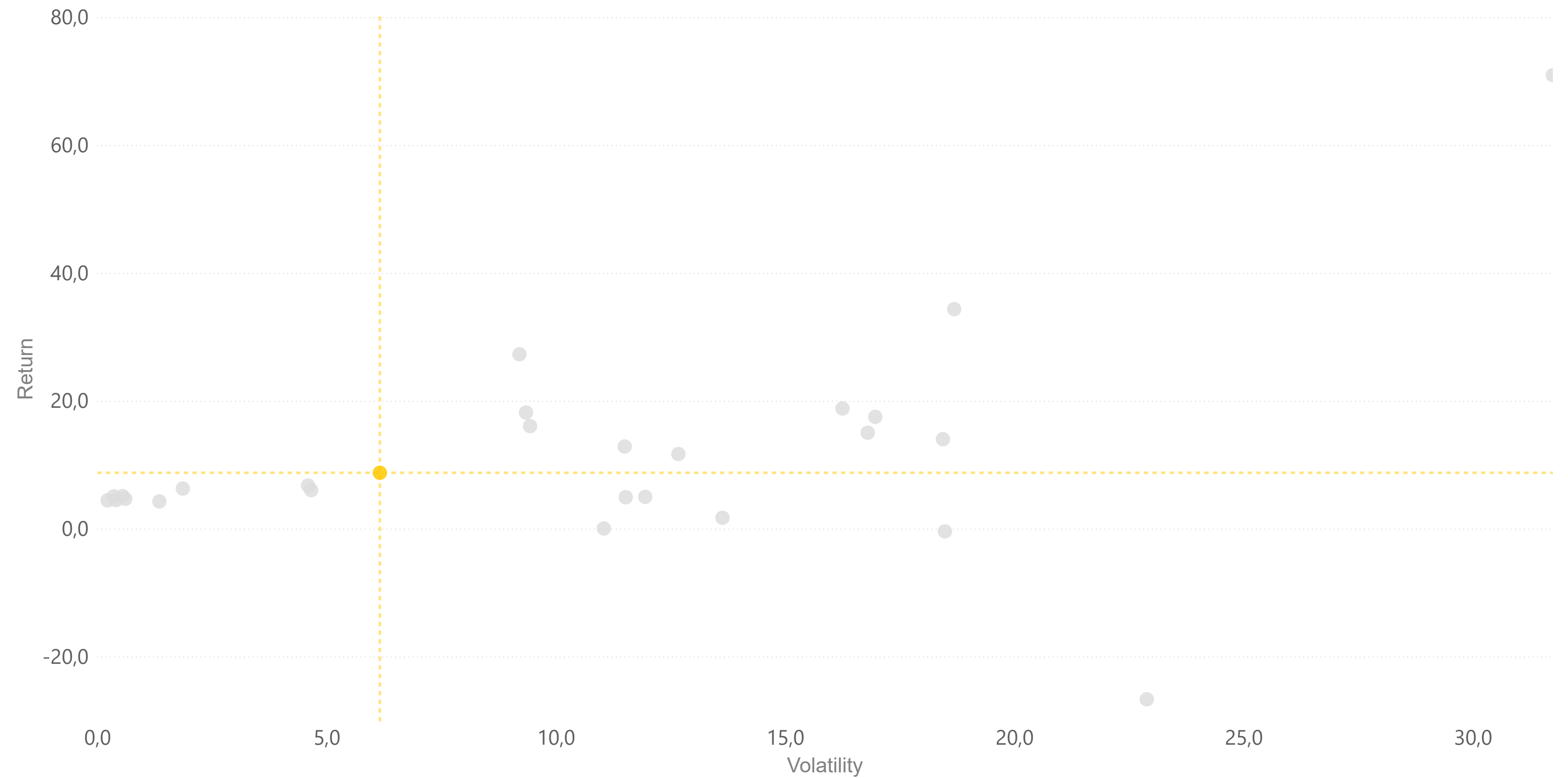
# FAM MegaTrends Target 2025 III

Profilo rischio/rendimento | 31 Jul 2023 - 31 Jul 2024

## FAM MegaTrends Target 2025 III

Perf. 1 anno 8.75%

Volatilità 6.2%



\*Il profilo di rischio/rendimento si basa sul portafoglio modello dei fondi, simulato nell'arco di tempo indicato. Le performance sono calcolate al lordo dei costi di gestione

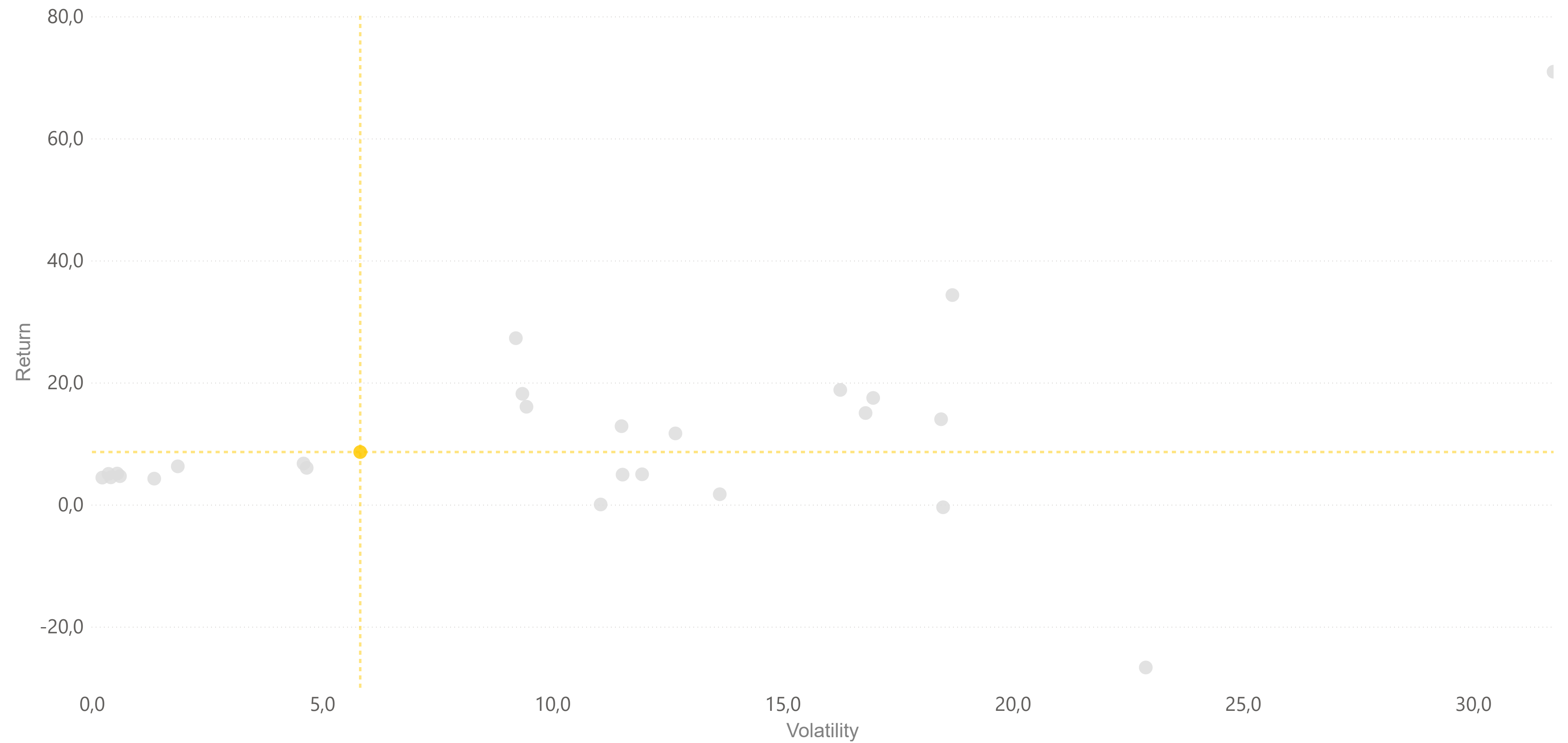
# FAM Megatrends Target 2026

Profilo rischio/rendimento | 31 Jul 2023 - 31 Jul 2024

## FAM Megatrends Target 2026

Perf. 1 anno 8.63%

Volatilità 5.8%



\*Il profilo di rischio/rendimento si basa sul portafoglio modello dei fondi, simulato nell'arco di tempo indicato. Le performance sono calcolate al lordo dei costi di gestione

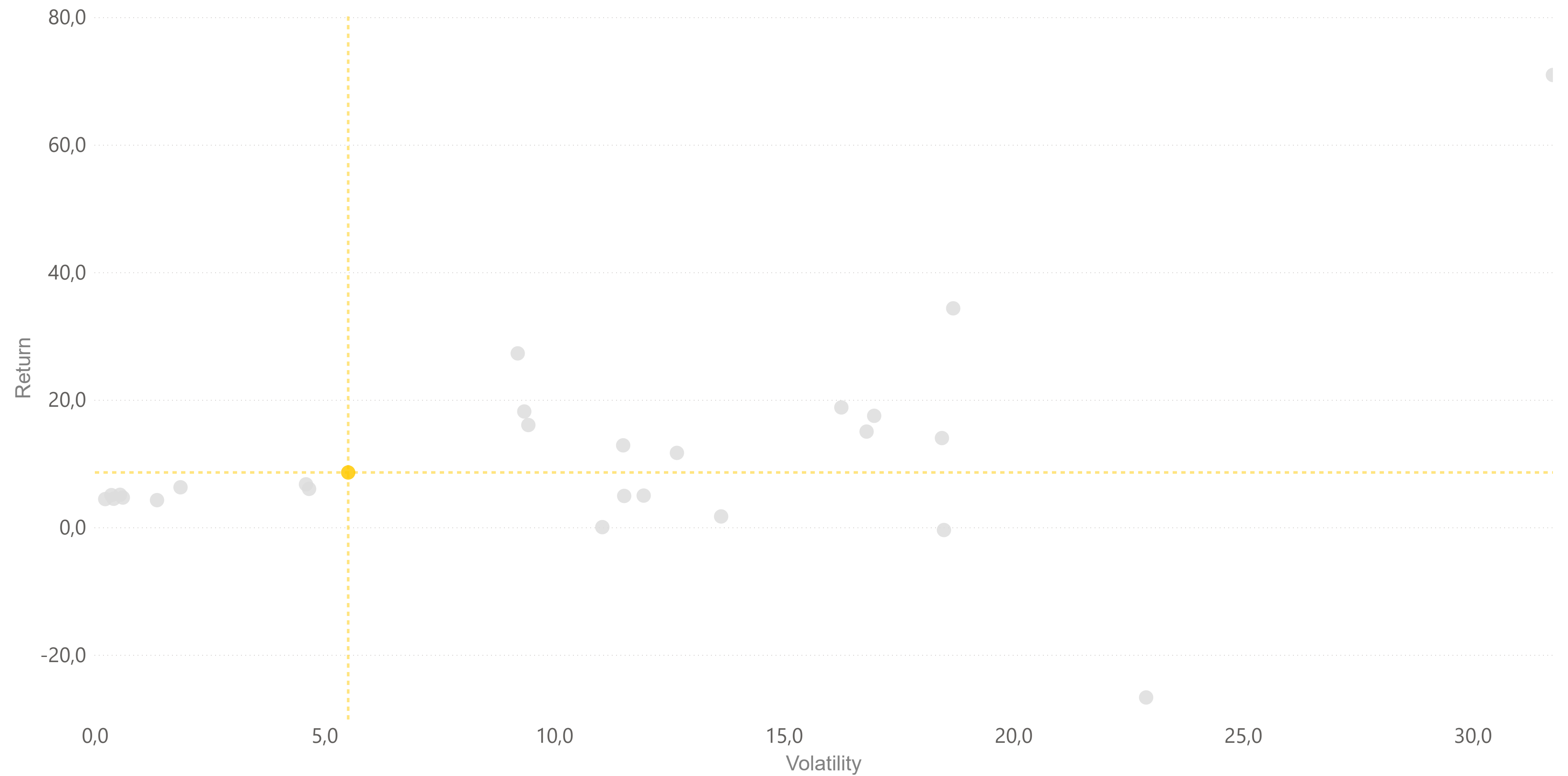
# FAM MegaTrends Target 2026 II

Profilo rischio/rendimento | 31 Jul 2023 - 31 Jul 2024

## FAM MegaTrends Target 2026 II

Perf. 1 anno 8.61%

Volatilità 5.5%



\*Il profilo di rischio/rendimento si basa sul portafoglio modello dei fondi, simulato nell'arco di tempo indicato. Le performance sono calcolate al lordo dei costi di gestione

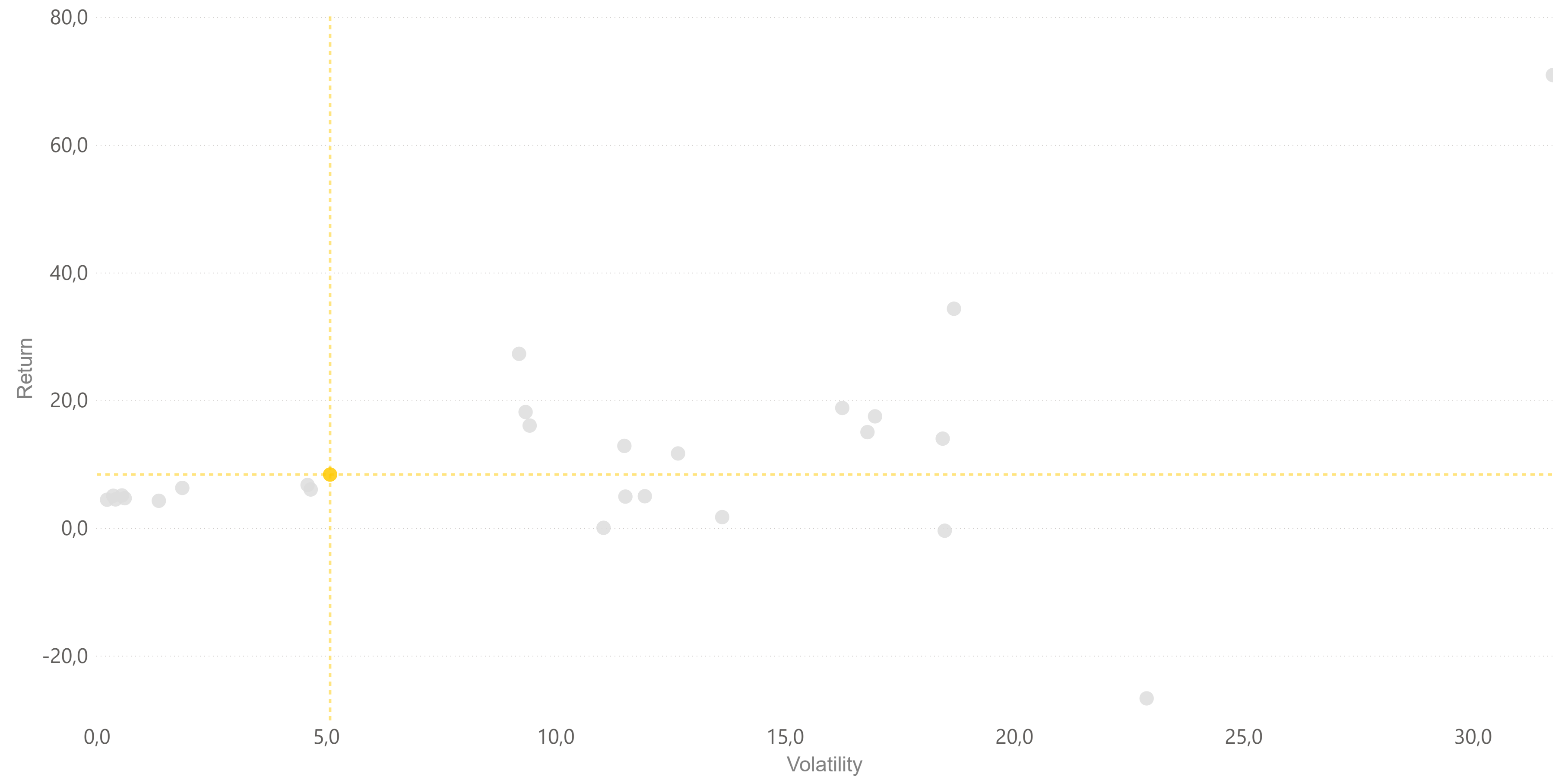
# FAM MegaTrends Target 2026 III

Profilo rischio/rendimento | 31 Jul 2023 - 31 Jul 2024

## FAM MegaTrends Target 2026 III

Perf. 1 anno 8.38%

Volatilità 5.1%



\*Il profilo di rischio/rendimento si basa sul portafoglio modello dei fondi, simulato nell'arco di tempo indicato. Le performance sono calcolate al lordo dei costi di gestione



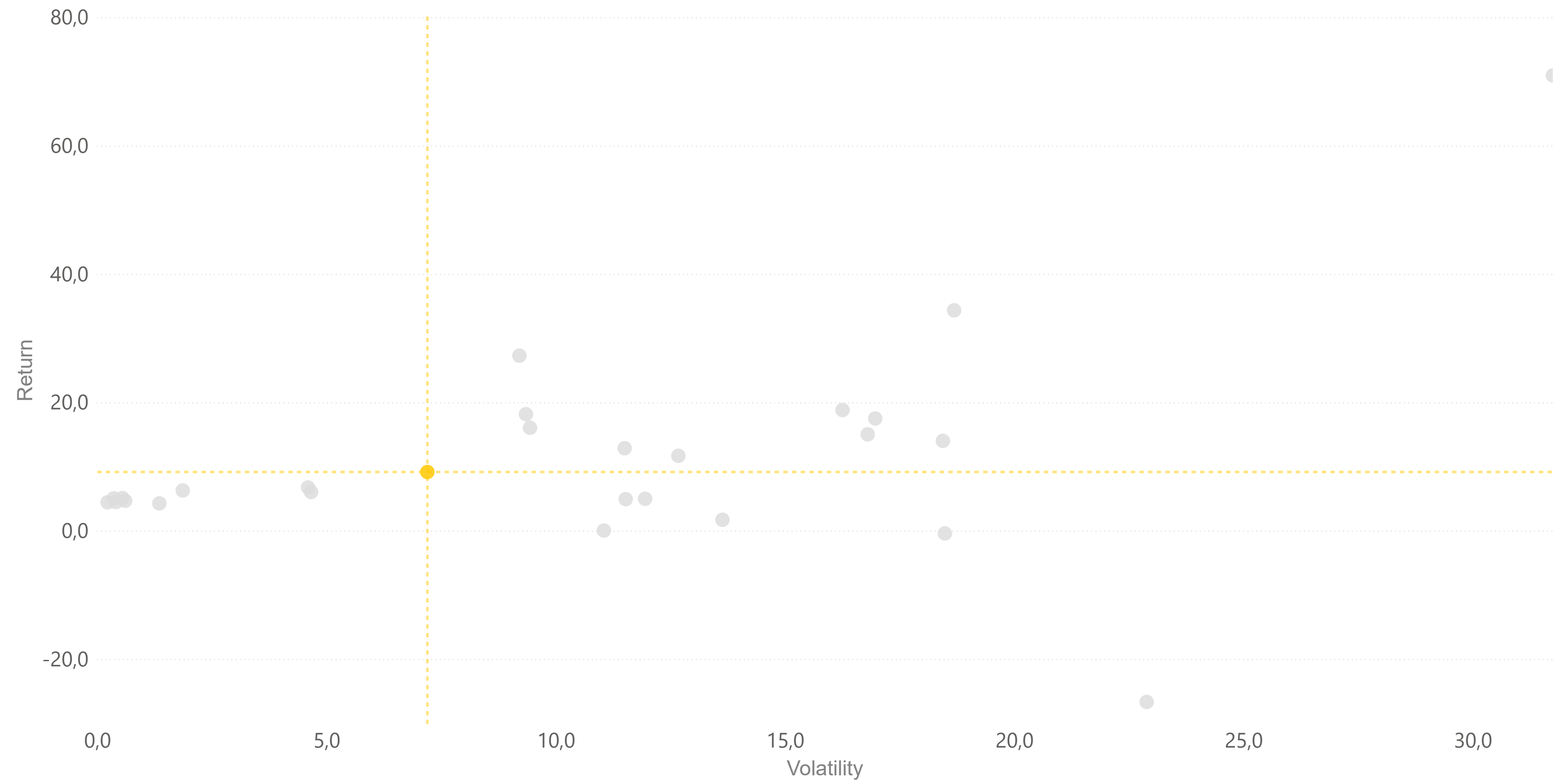
# FAM MegaTrends Target Boost

Profilo rischio/rendimento | 31 Jul 2023 - 31 Jul 2024

## FAM MegaTrends Target Boost

Perf. 1 anno 9.16%

Volatilità 7.2%



\*Il profilo di rischio/rendimento si basa sul portafoglio modello dei fondi, simulato nell'arco di tempo indicato. Le performance sono calcolate al lordo dei costi di gestione

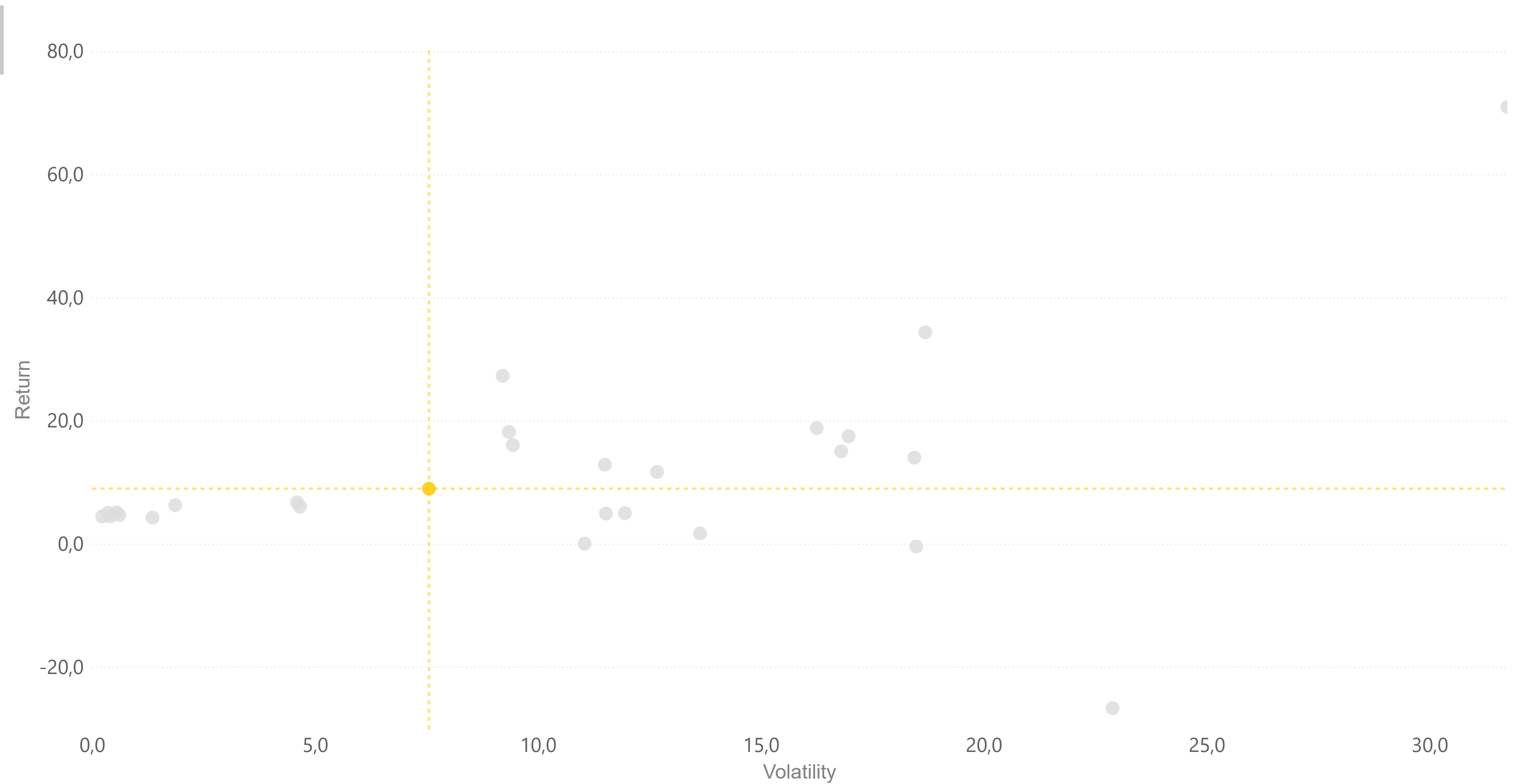
# FAM MegaTrends Target January 2025

Profilo rischio/rendimento | 31 Jul 2023 - 31 Jul 2024

## FAM MegaTrends Target January 2025

Perf. 1 anno 8.96%

Volatilità 7.6%



\*Il profilo di rischio/rendimento si basa sul portafoglio modello dei fondi, simulato nell'arco di tempo indicato. Le performance sono calcolate al lordo dei costi di gestione

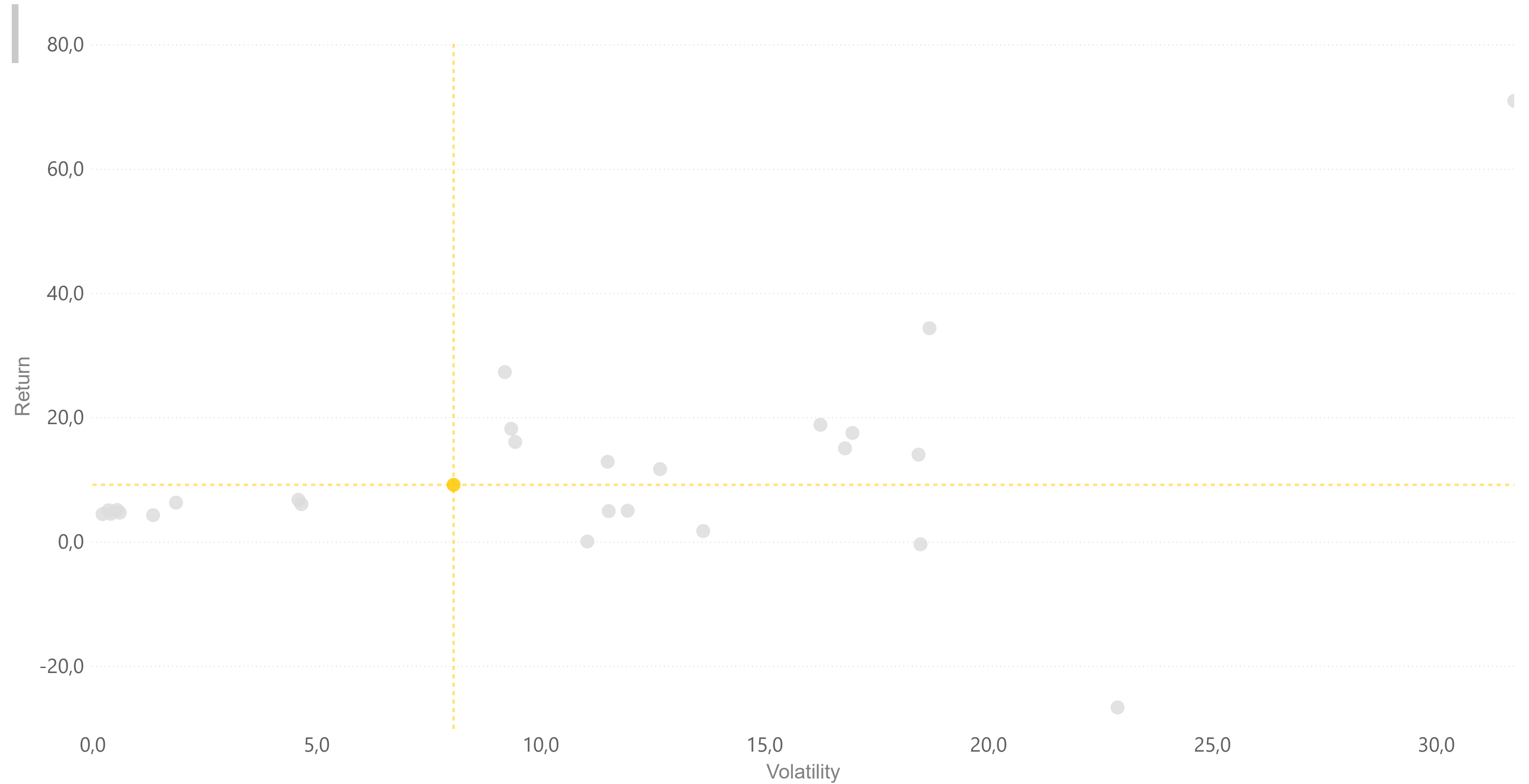
# FAM MegaTrends Target October 2024

Profilo rischio/rendimento | 31 Jul 2023 - 31 Jul 2024

## FAM MegaTrends Target October 2024

Perf. 1 anno 9.15%

Volatilità 8.1%



\*Il profilo di rischio/rendimento si basa sul portafoglio modello dei fondi, simulato nell'arco di tempo indicato. Le performance sono calcolate al lordo dei costi di gestione

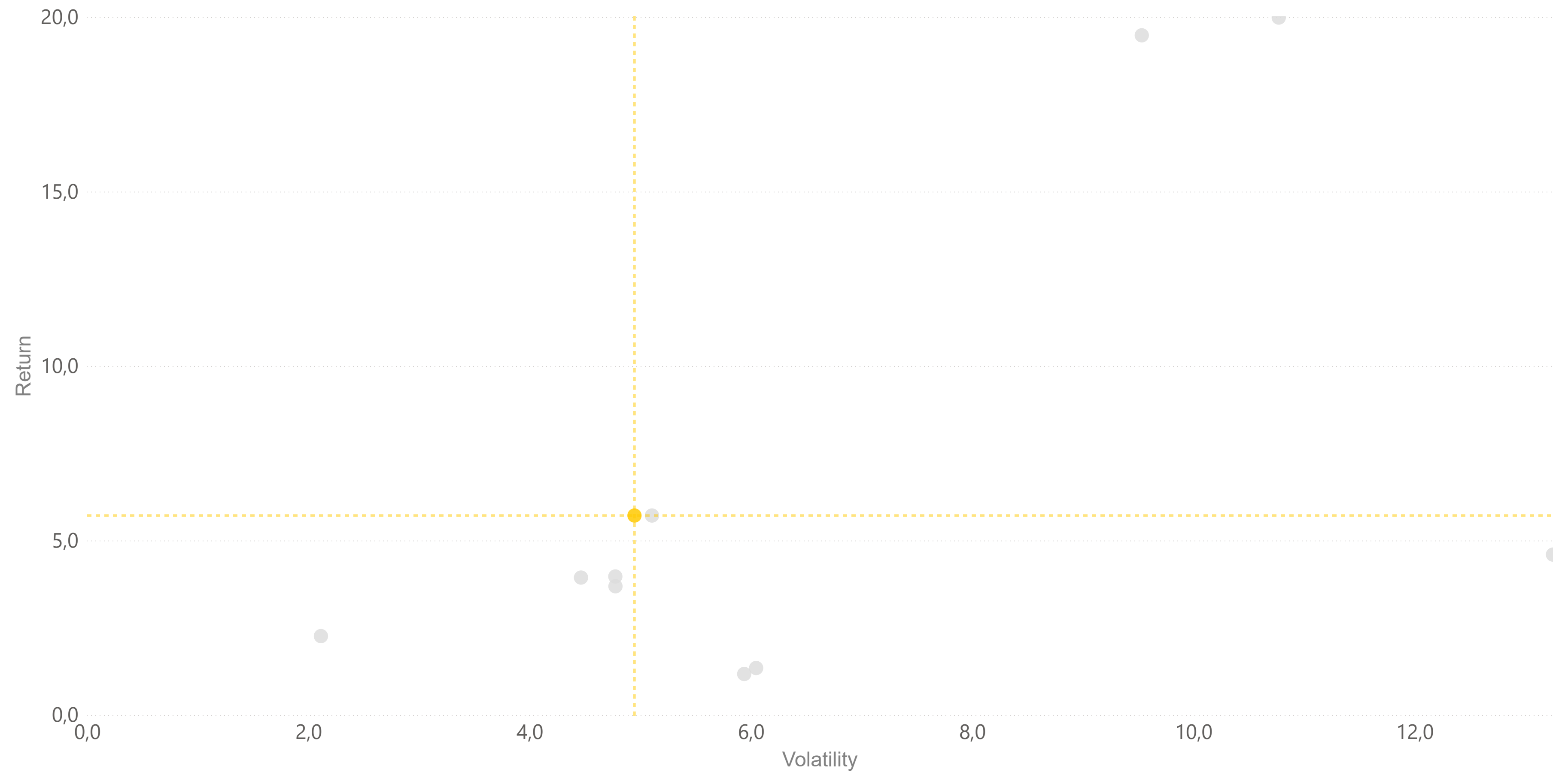
# FAM Strategic Allocation

Profilo rischio/rendimento | 31 Jul 2023 - 31 Jul 2024

## FAM Strategic Allocation

Perf. 1 anno 5.72%

Volatilità 4.9%



\*Il profilo di rischio/rendimento si basa sul portafoglio modello dei fondi, simulato nell'arco di tempo indicato. Le performance sono calcolate al lordo dei costi di gestione

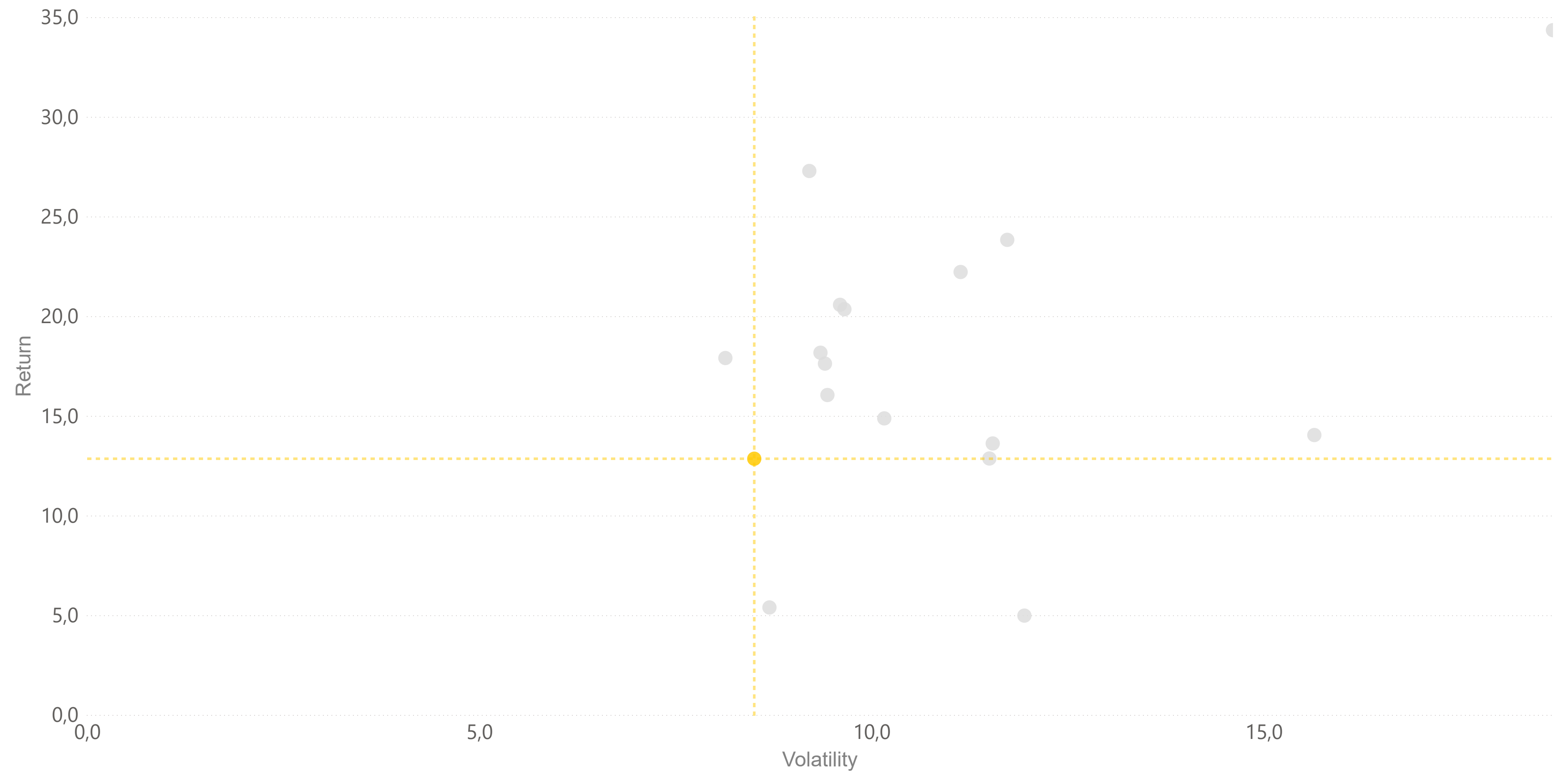
# FAM Sustainable

Profilo rischio/rendimento | 31 Jul 2023 - 31 Jul 2024

## ● FAM Sustainable

Perf. 1 anno 12.85%

Volatilità 8.5%



\*Il profilo di rischio/rendimento si basa sul portafoglio modello dei fondi, simulato nell'arco di tempo indicato. Le performance sono calcolate al lordo dei costi di gestione

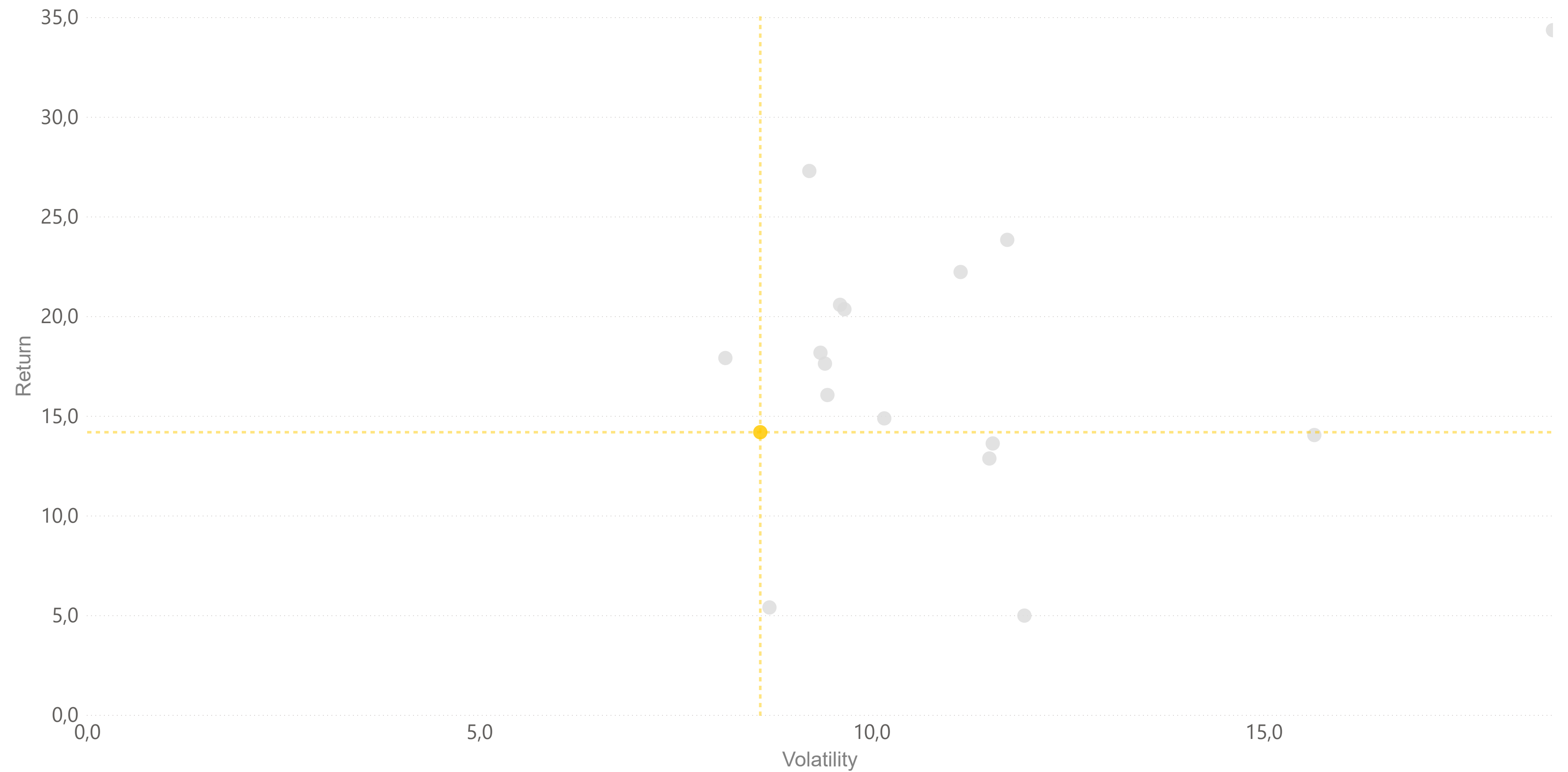
# FAM Sustainable Target 2022

Profilo rischio/rendimento | 31 Jul 2023 - 31 Jul 2024

## FAM Sustainable Target 2022

Perf. 1 anno 14.18%

Volatilità 8.6%



\*Il profilo di rischio/rendimento si basa sul portafoglio modello dei fondi, simulato nell'arco di tempo indicato. Le performance sono calcolate al lordo dei costi di gestione

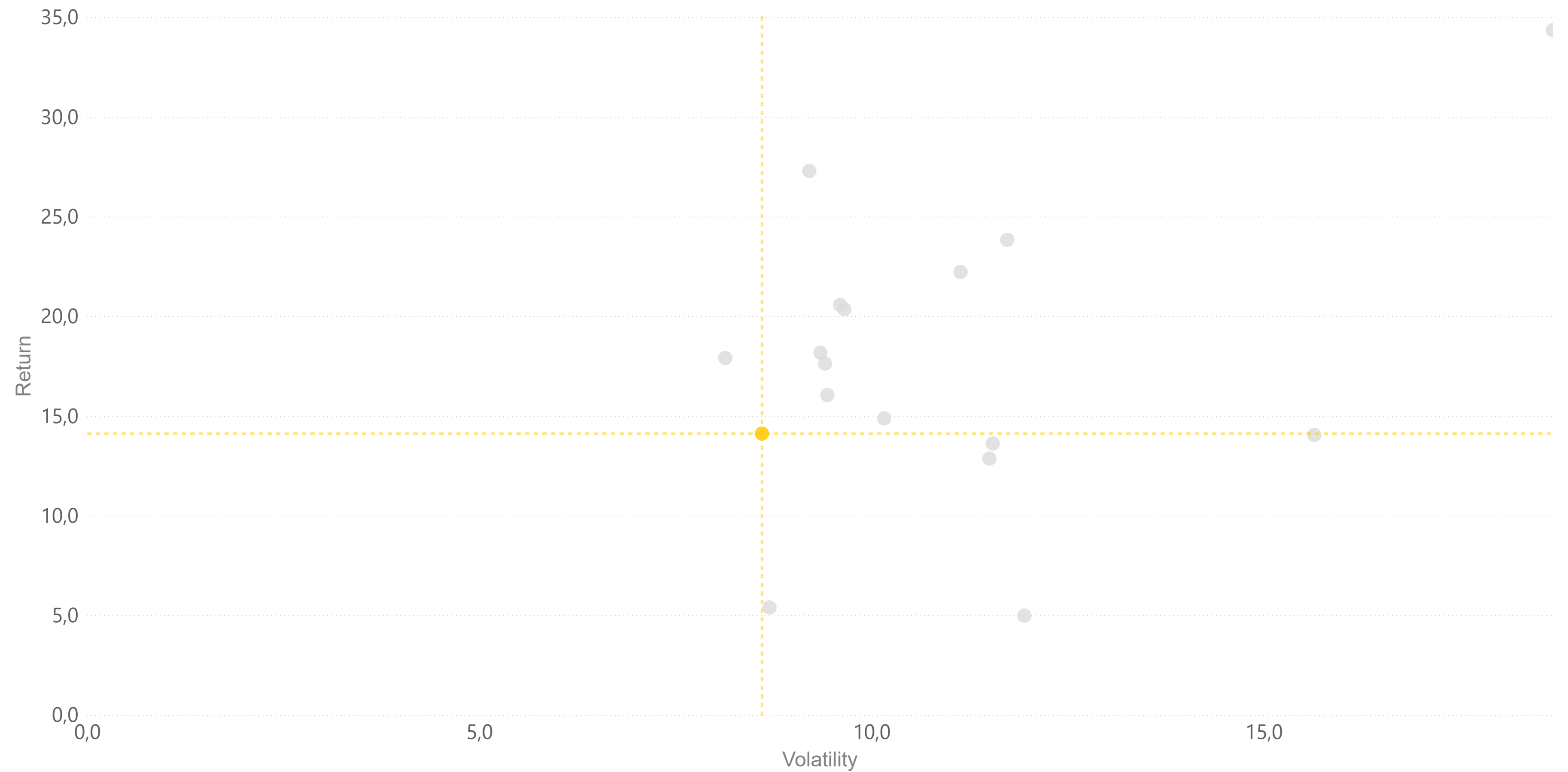
# FAM Sustainable Target 2022 II

Profilo rischio/rendimento | 31 Jul 2023 - 31 Jul 2024

## FAM Sustainable Target 2022 II

Perf. 1 anno 14.11%

Volatilità 8.6%



\*Il profilo di rischio/rendimento si basa sul portafoglio modello dei fondi, simulato nell'arco di tempo indicato. Le performance sono calcolate al lordo dei costi di gestione

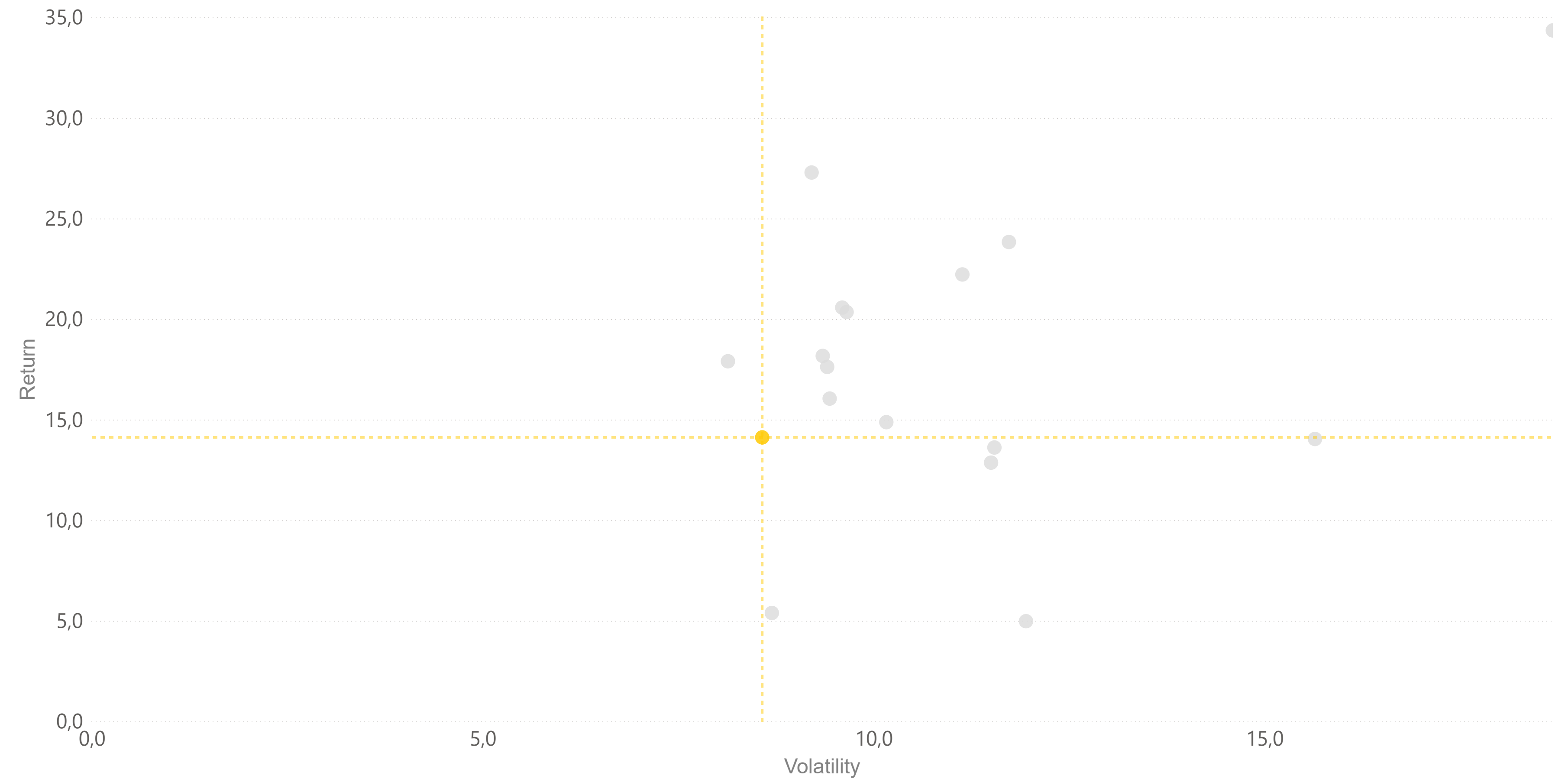
# FAM Sustainable Target 2022 III

Profilo rischio/rendimento | 31 Jul 2023 - 31 Jul 2024

## FAM Sustainable Target 2022 III

Perf. 1 anno 14.12%

Volatilità 8.6%



\*Il profilo di rischio/rendimento si basa sul portafoglio modello dei fondi, simulato nell'arco di tempo indicato. Le performance sono calcolate al lordo dei costi di gestione



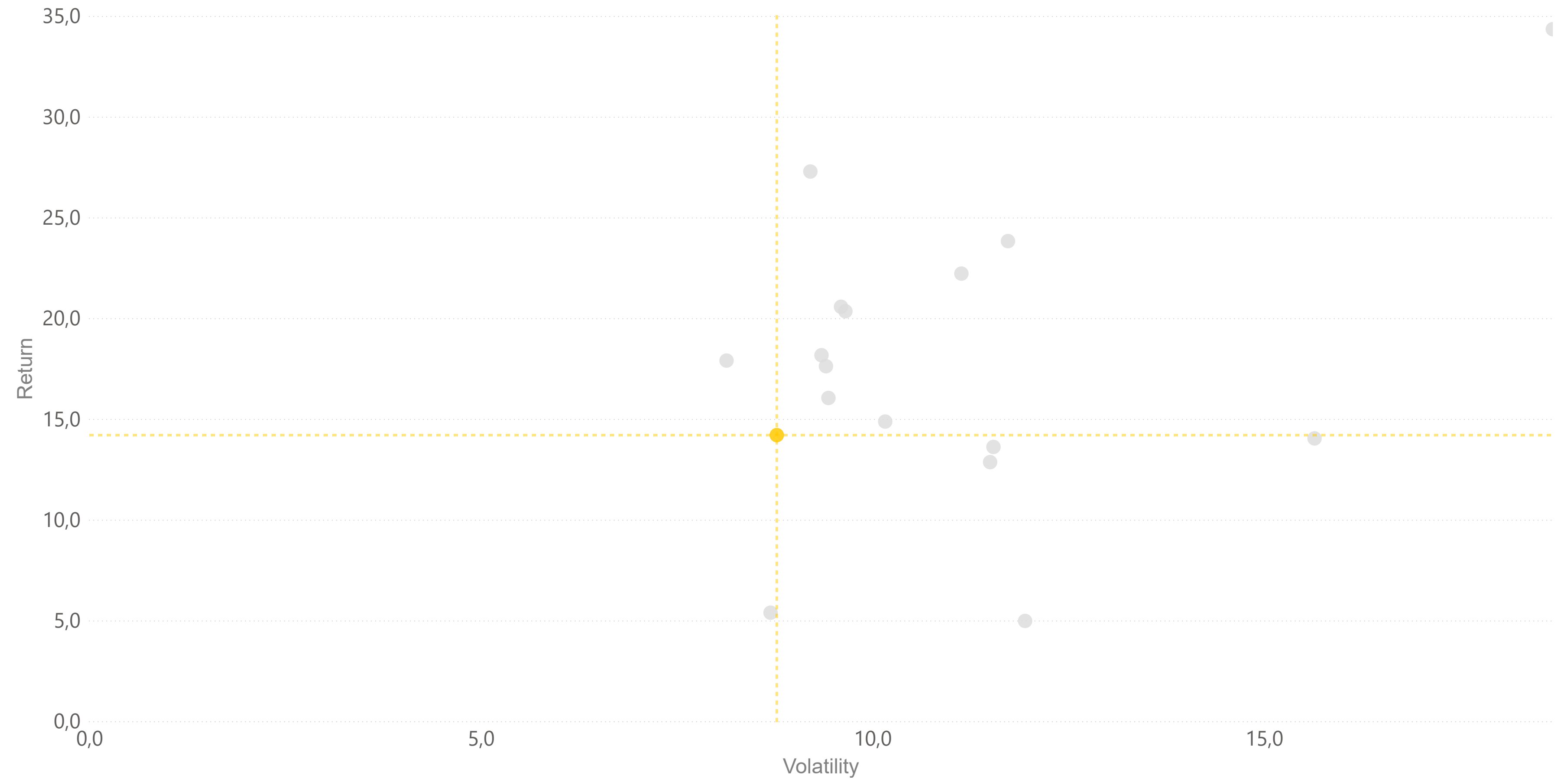
# FAM Sustainable Target 2023

Profilo rischio/rendimento | 31 Jul 2023 - 31 Jul 2024

## FAM Sustainable Target 2023

Perf. 1 anno 14.20%

Volatilità 8.8%



\*Il profilo di rischio/rendimento si basa sul portafoglio modello dei fondi, simulato nell'arco di tempo indicato. Le performance sono calcolate al lordo dei costi di gestione

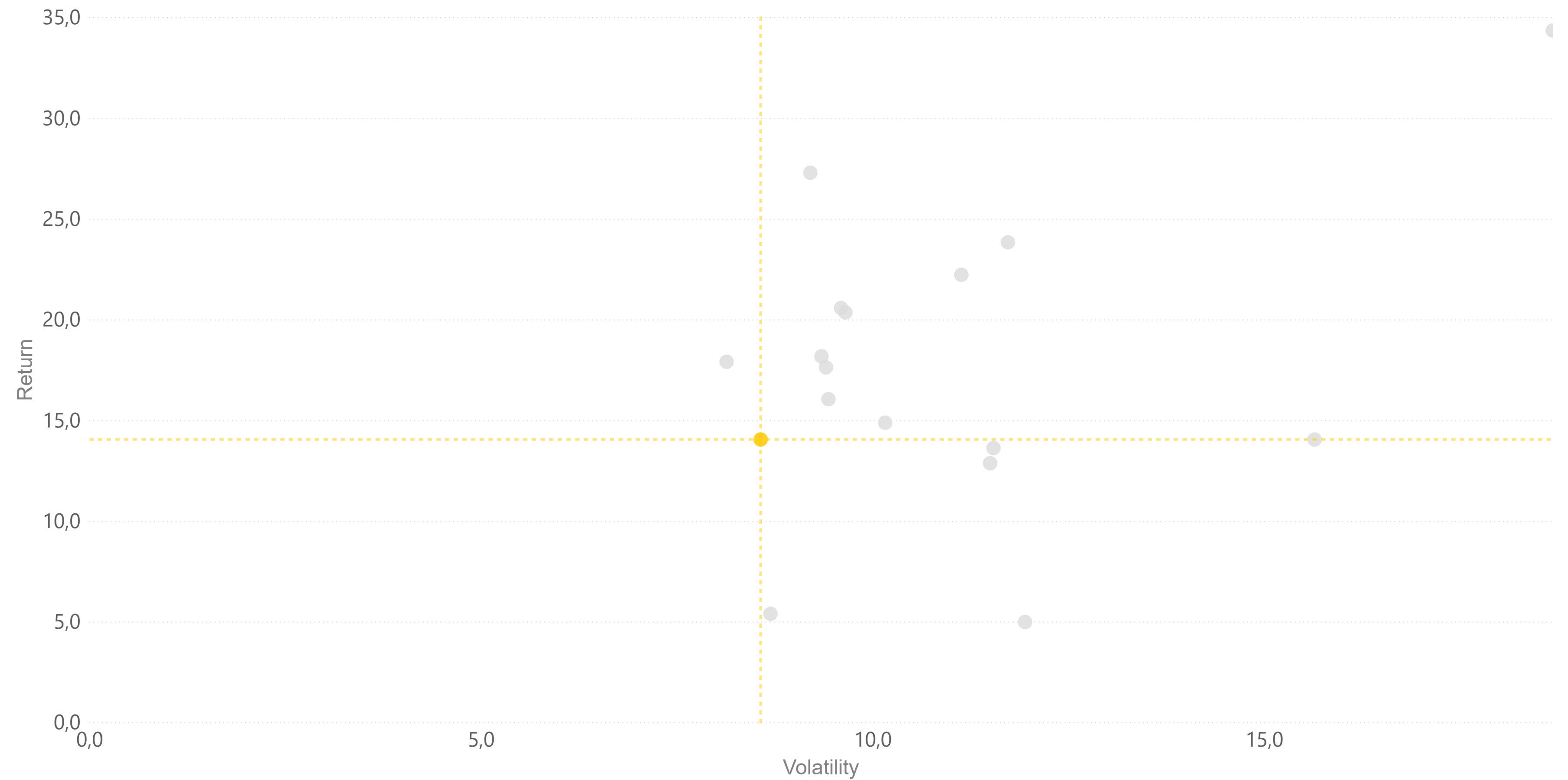
# FAM Sustainable Target 2023 II

Profilo rischio/rendimento | 31 Jul 2023 - 31 Jul 2024

## FAM Sustainable Target 2023 II

Perf. 1 anno 14.04%

Volatilità 8.6%



\*Il profilo di rischio/rendimento si basa sul portafoglio modello dei fondi, simulato nell'arco di tempo indicato. Le performance sono calcolate al lordo dei costi di gestione

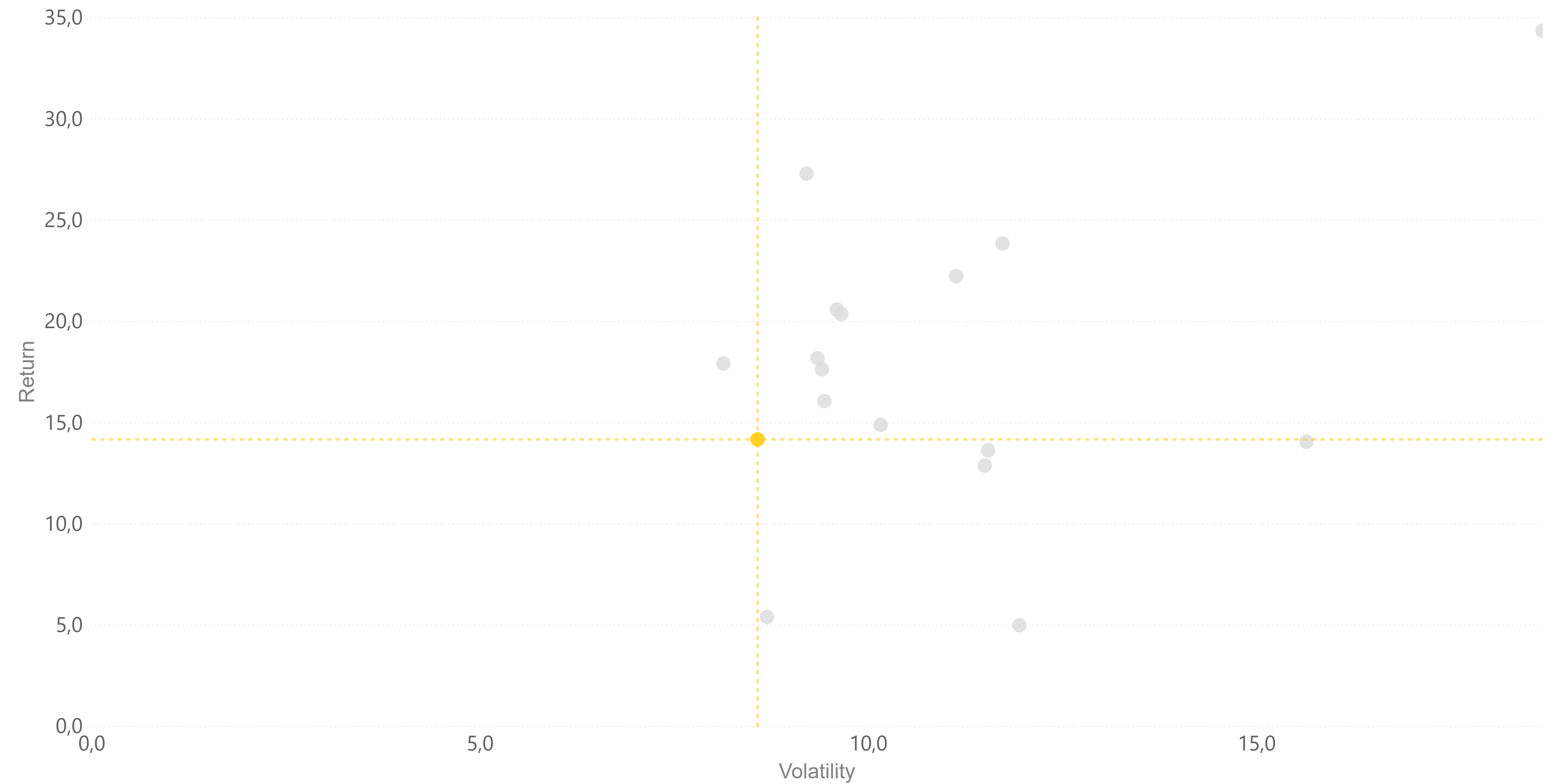
# FAM Sustainable Target 2023 III

Profilo rischio/rendimento | 31 Jul 2023 - 31 Jul 2024

## FAM Sustainable Target 2023 III

Perf. 1 anno 14.16%

Volatilità 8.6%



\*Il profilo di rischio/rendimento si basa sul portafoglio modello dei fondi, simulato nell'arco di tempo indicato. Le performance sono calcolate al lordo dei costi di gestione

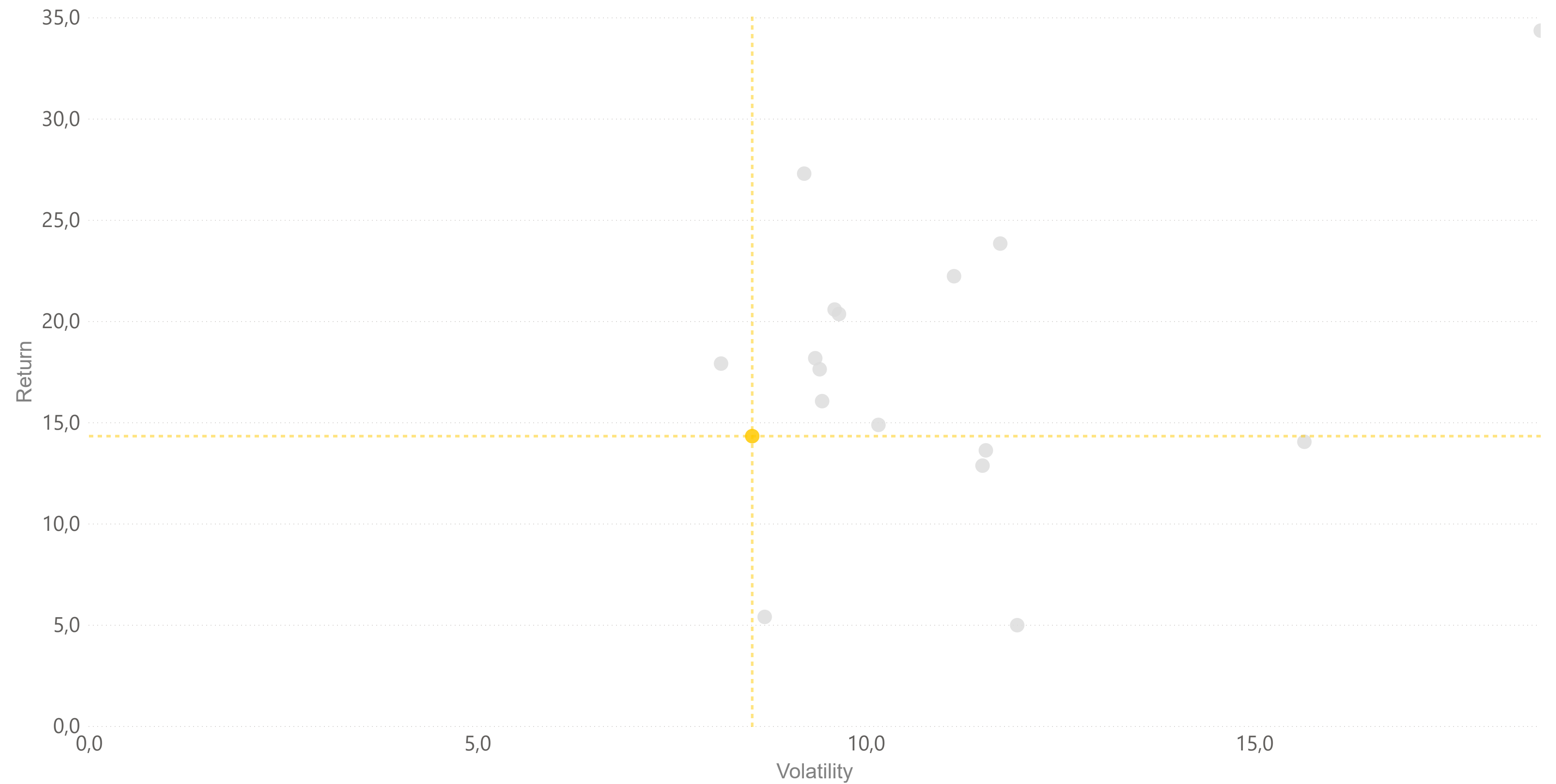
# FAM Sustainable Target 2023 IV

Profilo rischio/rendimento | 31 Jul 2023 - 31 Jul 2024

## ● FAM Sustainable Target 2023 IV

Perf. 1 anno 14.32%

Volatilità 8.5%



\*Il profilo di rischio/rendimento si basa sul portafoglio modello dei fondi, simulato nell'arco di tempo indicato. Le performance sono calcolate al lordo dei costi di gestione

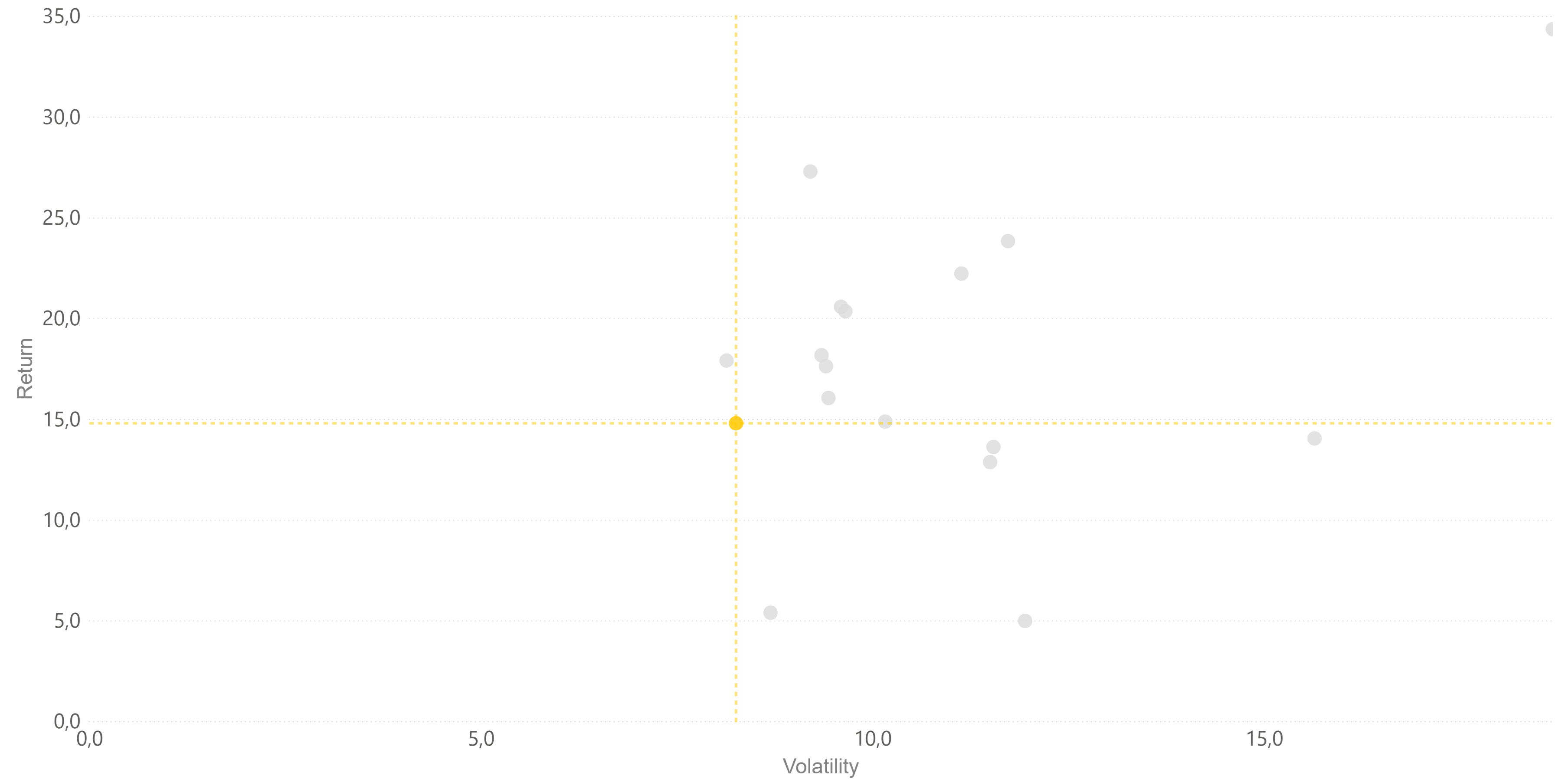
# FAM Sustainable Target 2023 V

Profilo rischio/rendimento | 31 Jul 2023 - 31 Jul 2024

## FAM Sustainable Target 2023 V

Perf. 1 anno 14.79%

Volatilità 8.3%



\*Il profilo di rischio/rendimento si basa sul portafoglio modello dei fondi, simulato nell'arco di tempo indicato. Le performance sono calcolate al lordo dei costi di gestione

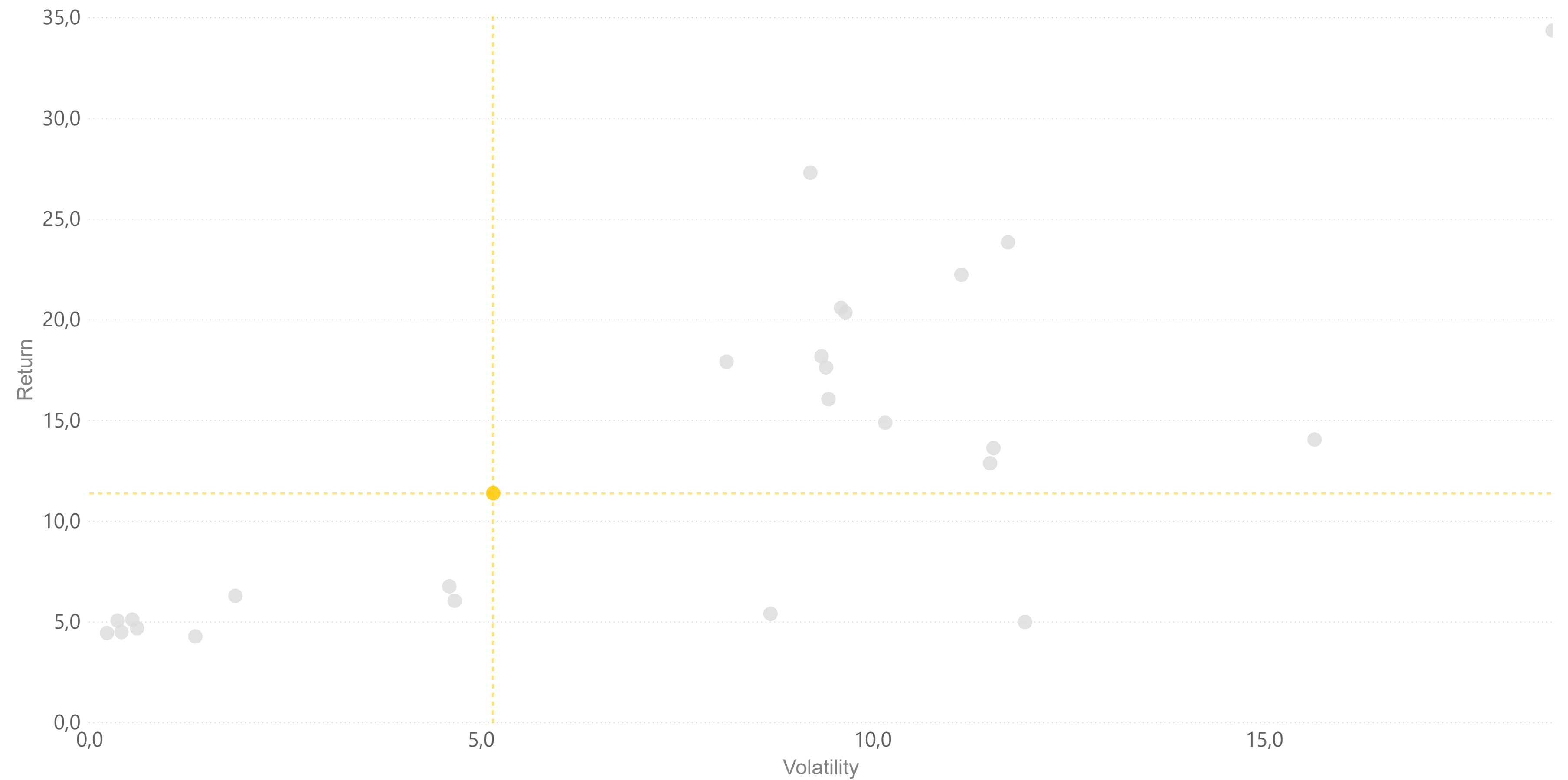
# FAM Sustainable Target 2026

Profilo rischio/rendimento | 31 Jul 2023 - 31 Jul 2024

## FAM Sustainable Target 2026

Perf. 1 anno 11.37%

Volatilità 5.2%



\*Il profilo di rischio/rendimento si basa sul portafoglio modello dei fondi, simulato nell'arco di tempo indicato. Le performance sono calcolate al lordo dei costi di gestione

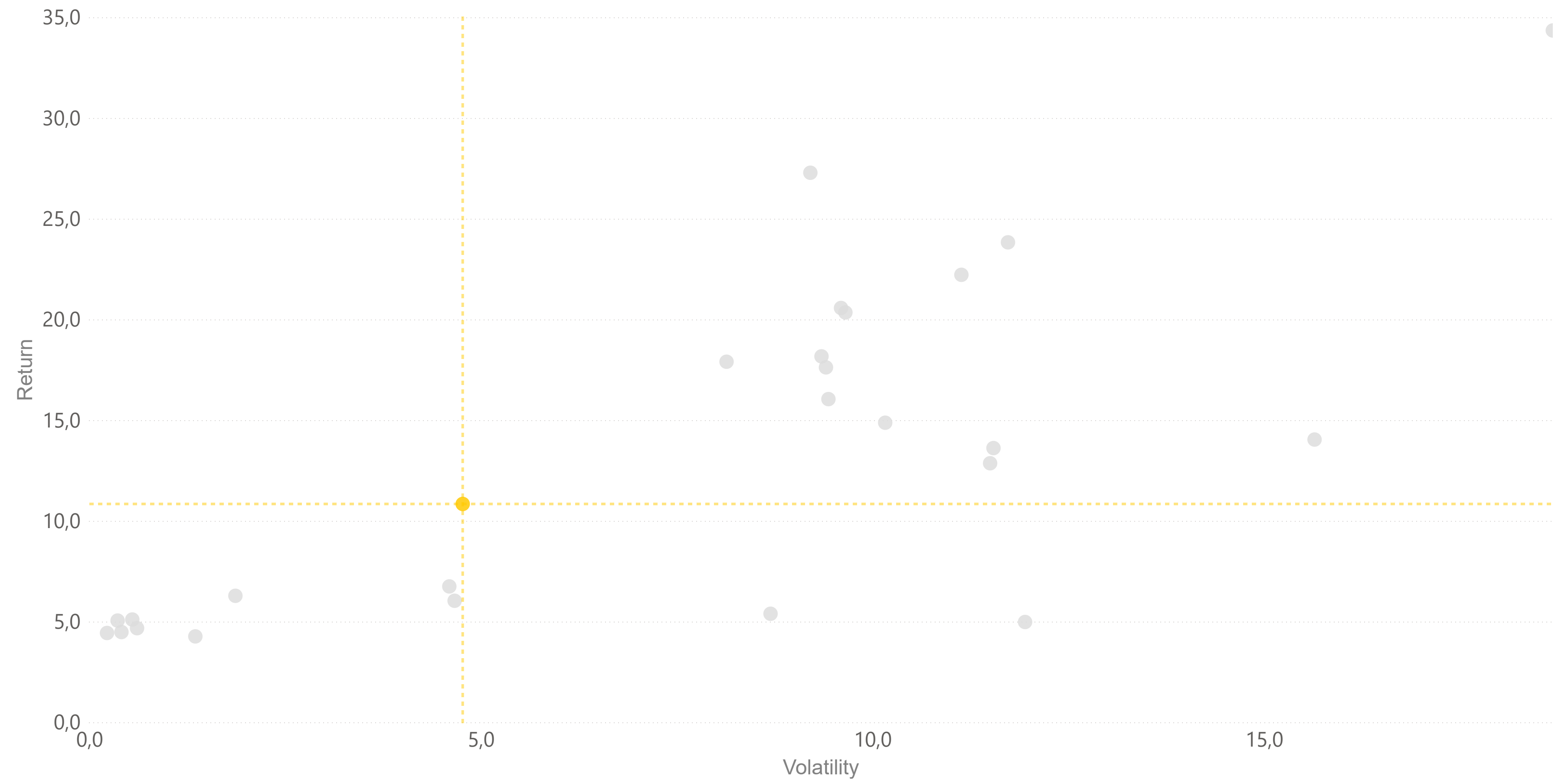
# FAM Sustainable Target 2026 II

Profilo rischio/rendimento | 31 Jul 2023 - 31 Jul 2024

## FAM Sustainable Target 2026 II

Perf. 1 anno 10.84%

Volatilità 4.8%



\*Il profilo di rischio/rendimento si basa sul portafoglio modello dei fondi, simulato nell'arco di tempo indicato. Le performance sono calcolate al lordo dei costi di gestione

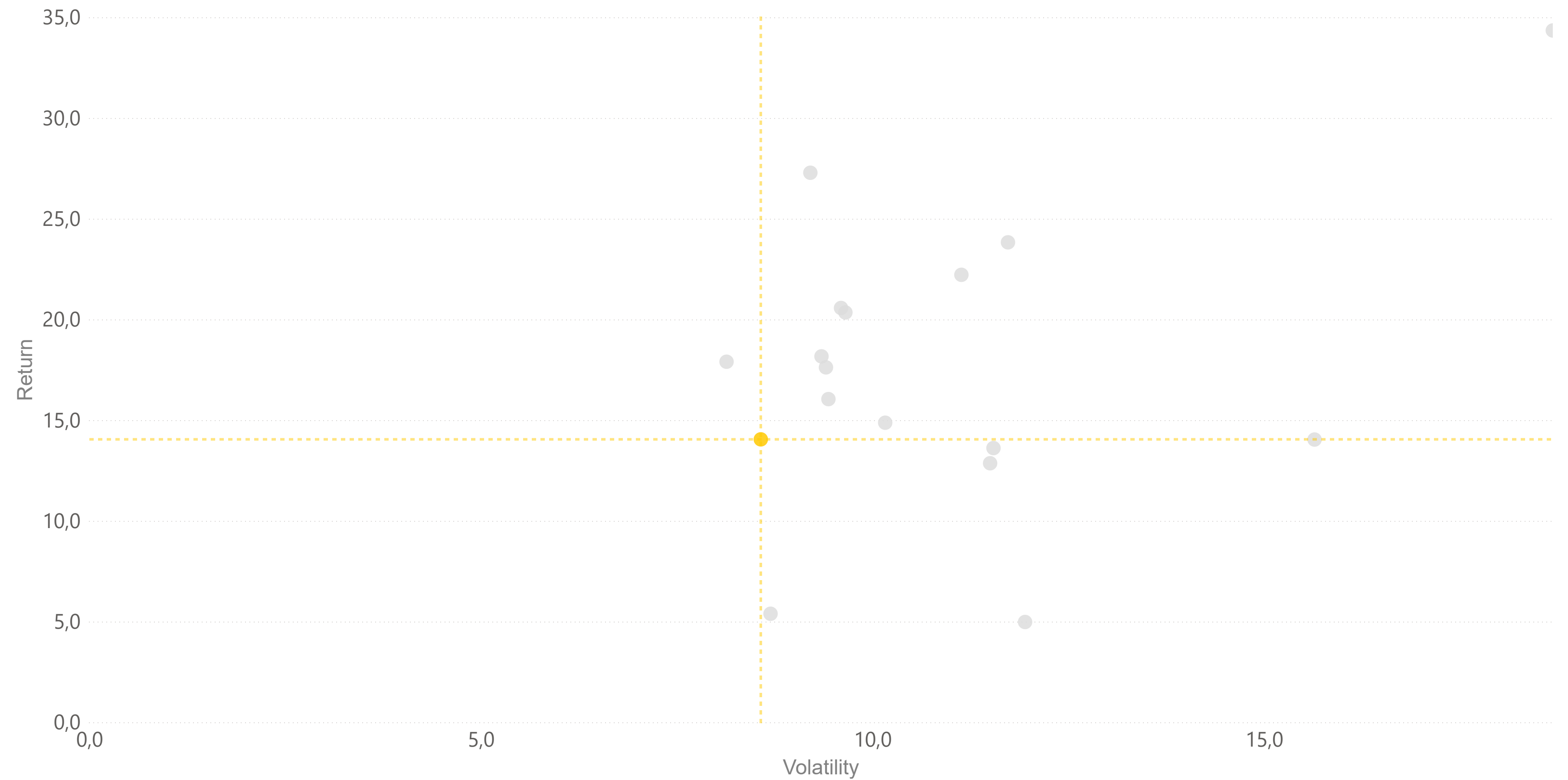
# FAM Sustainable Target Boost

Profilo rischio/rendimento | 31 Jul 2023 - 31 Jul 2024

## ● FAM Sustainable Target Boost

Perf. 1 anno 14.05%

Volatilità 8.6%



\*Il profilo di rischio/rendimento si basa sul portafoglio modello dei fondi, simulato nell'arco di tempo indicato. Le performance sono calcolate al lordo dei costi di gestione



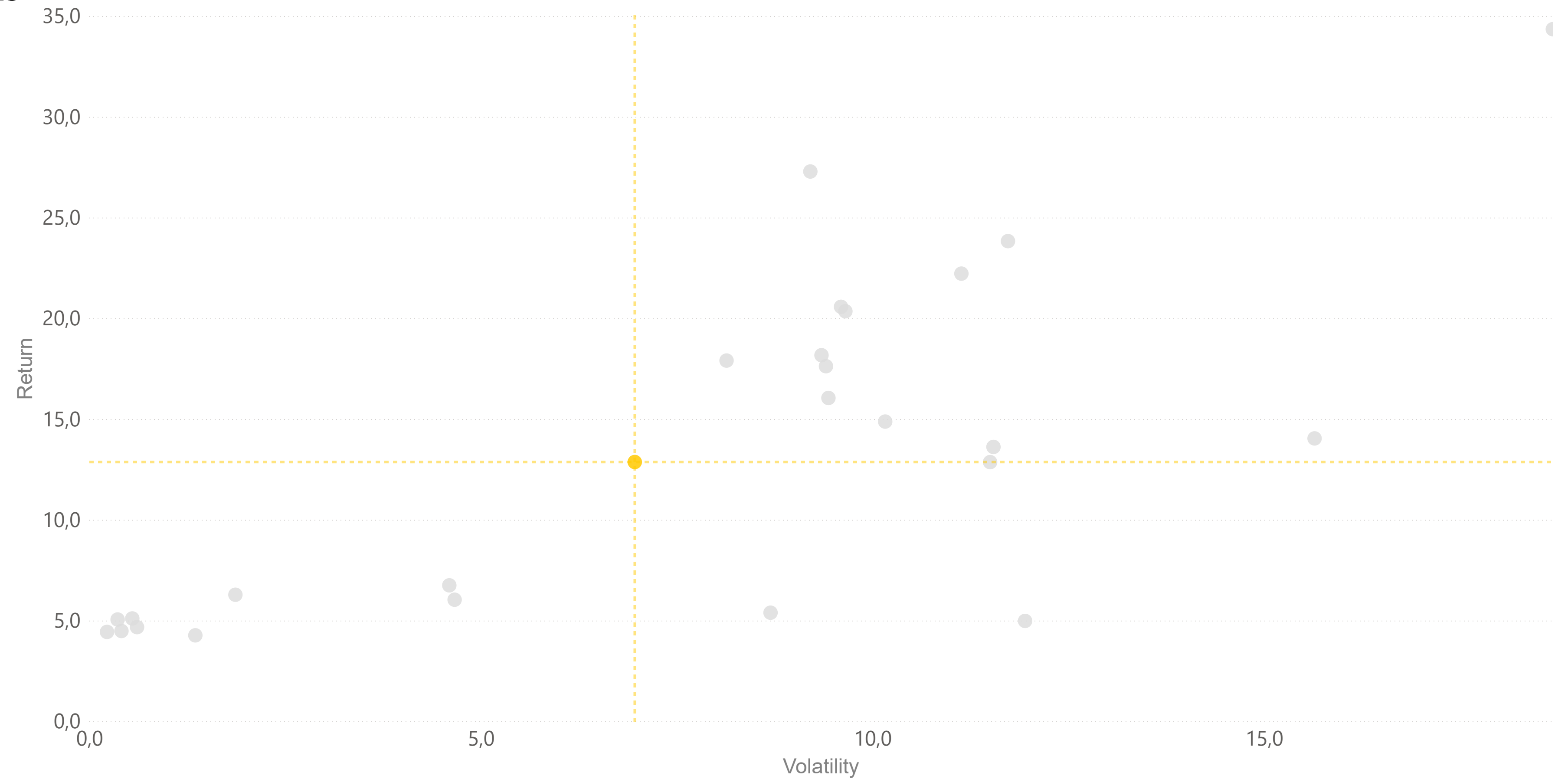
# FAM Sustainable Target January 2025

Profilo rischio/rendimento | 31 Jul 2023 - 31 Jul 2024

## FAM Sustainable Target January 2025

Perf. 1 anno 12.87%

Volatilità 7.0%



\*Il profilo di rischio/rendimento si basa sul portafoglio modello dei fondi, simulato nell'arco di tempo indicato. Le performance sono calcolate al lordo dei costi di gestione

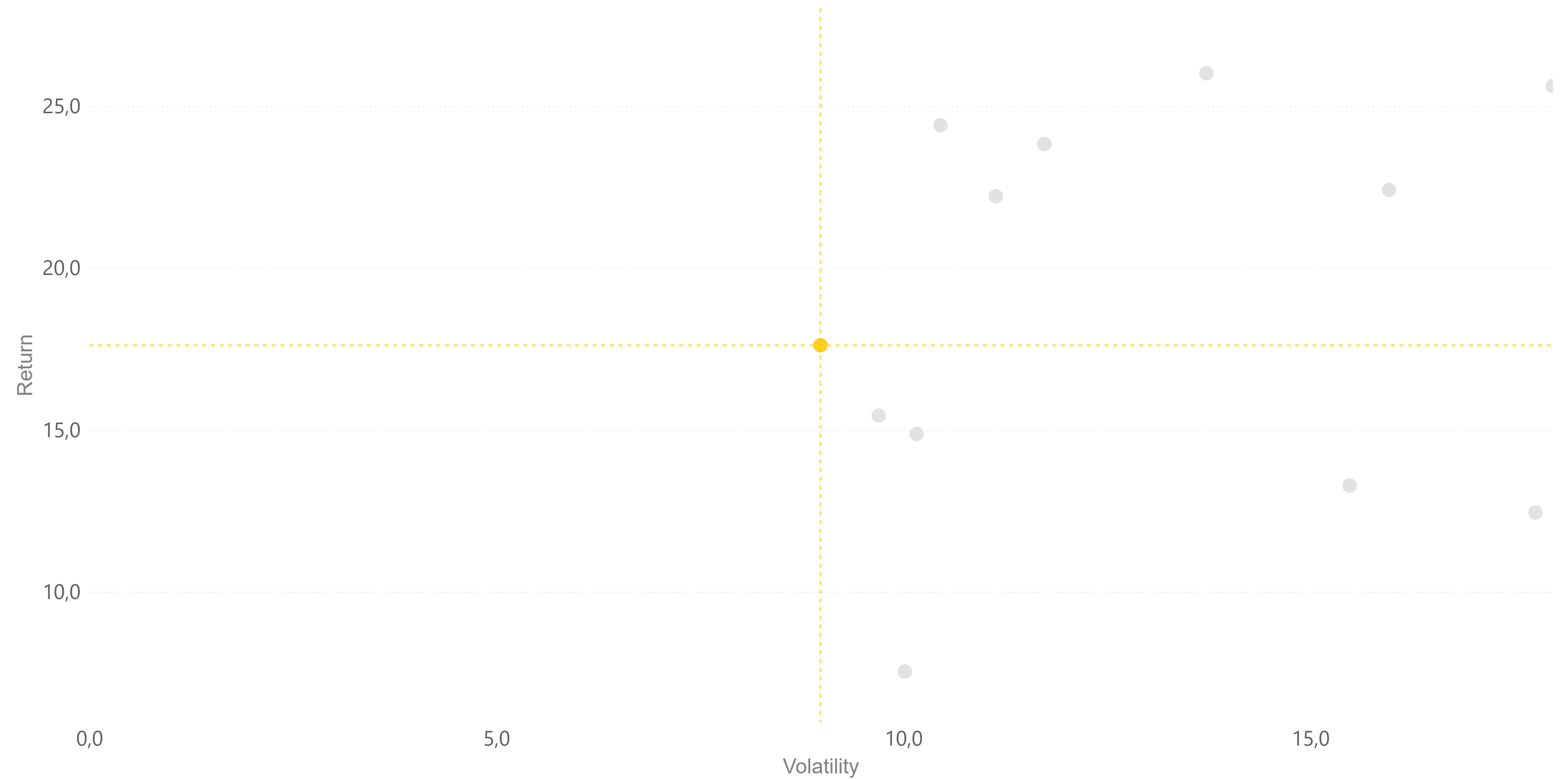
# FAM US Equity Conviction

Profilo rischio/rendimento | 31 Jul 2023 - 31 Jul 2024

## FAM US Equity Conviction

Perf. 1 anno 17.62%

Volatilità 9.0%



\*Il profilo di rischio/rendimento si basa sul portafoglio modello dei fondi, simulato nell'arco di tempo indicato. Le performance sono calcolate al lordo dei costi di gestione

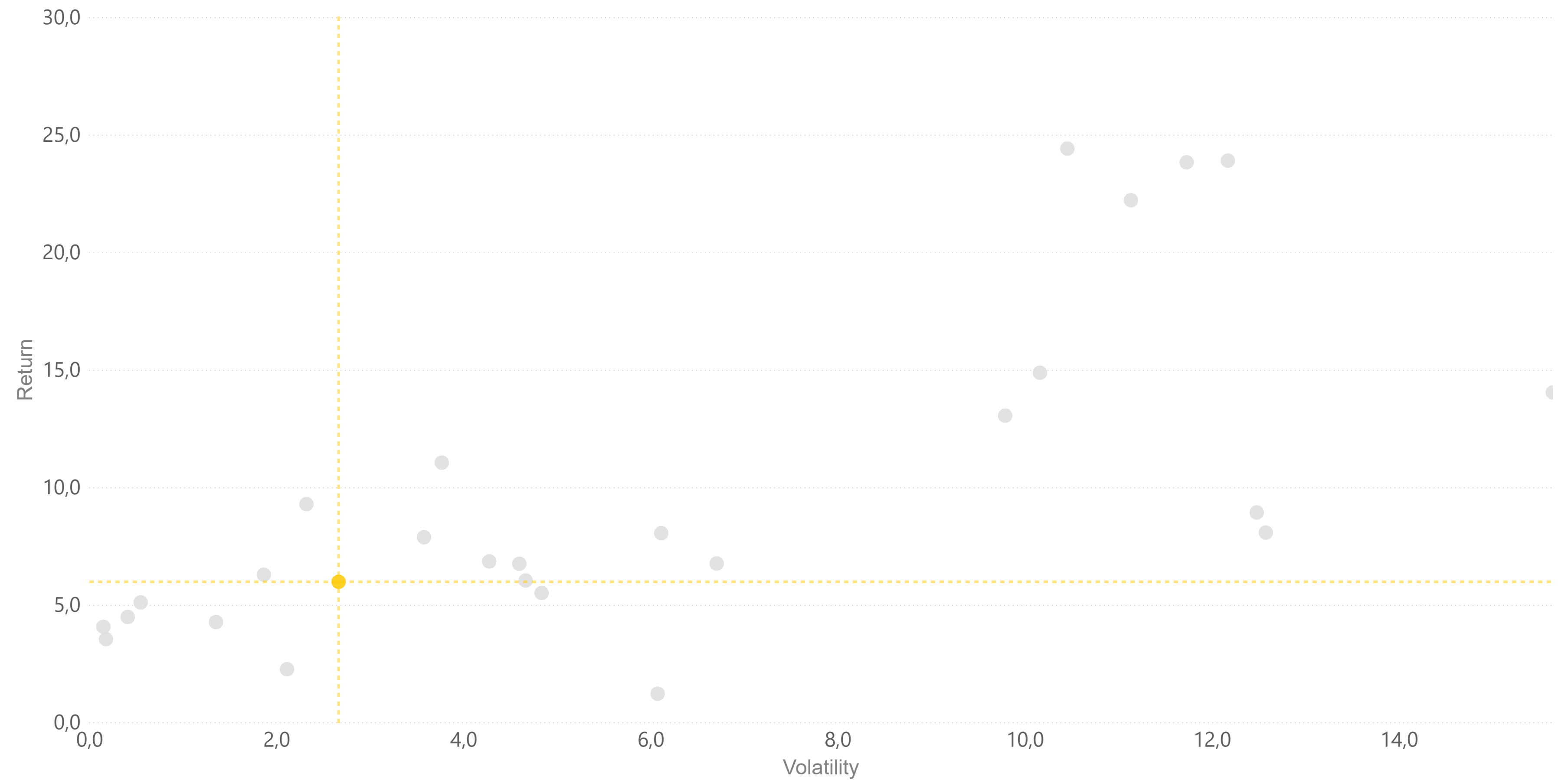
# Fineco AM Advisory 3

Profilo rischio/rendimento | 31 Jul 2023 - 31 Jul 2024

## Fineco AM Advisory 3

Perf. 1 anno 5.98%

Volatilità 2.7%



\*Il profilo di rischio/rendimento si basa sul portafoglio modello dei fondi, simulato nell'arco di tempo indicato. Le performance sono calcolate al lordo dei costi di gestione

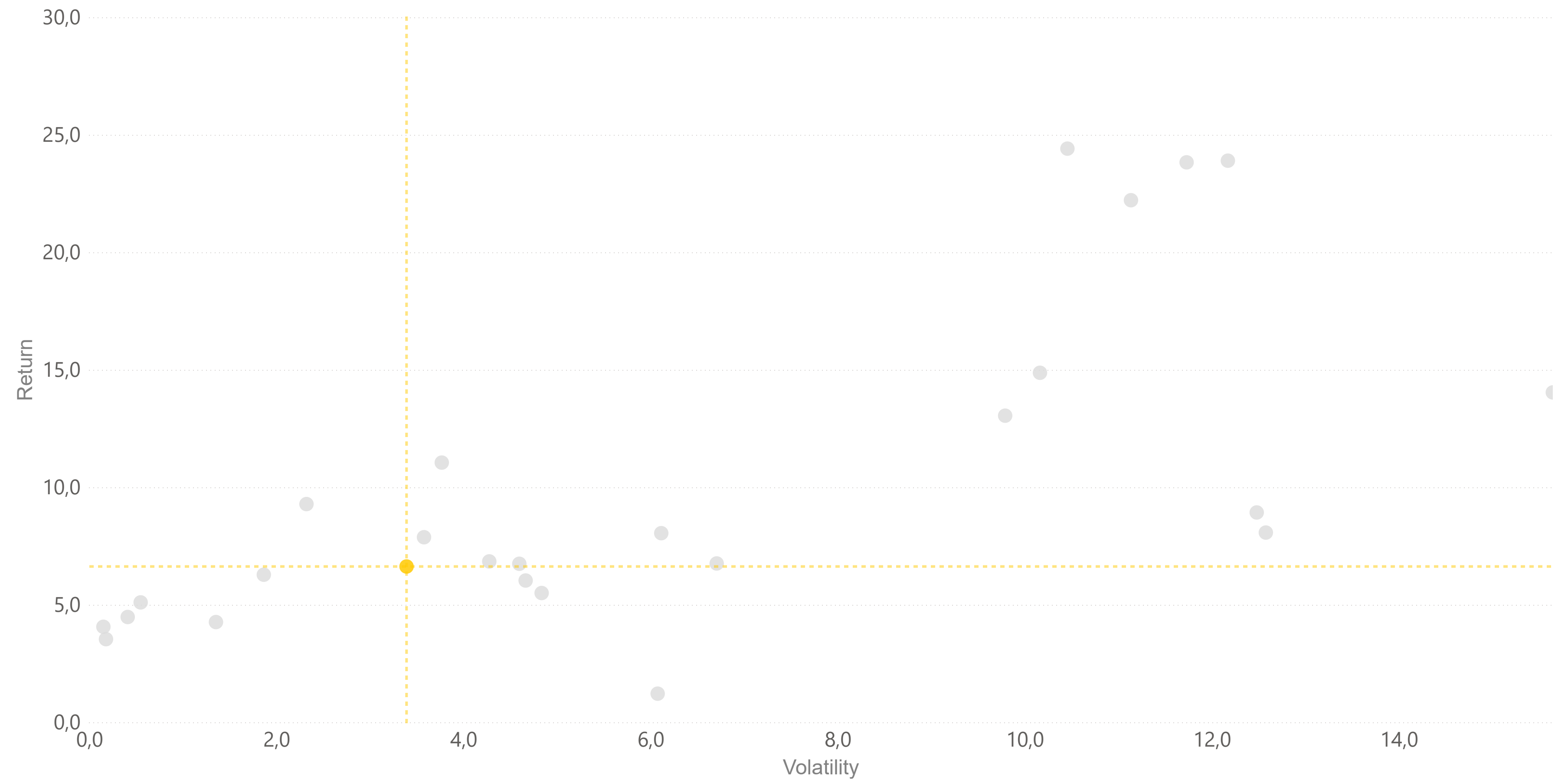
# Fineco AM Advisory 4

Profilo rischio/rendimento | 31 Jul 2023 - 31 Jul 2024

## ● Fineco AM Advisory 4

Perf. 1 anno 6.63%

Volatilità 3.4%



\*Il profilo di rischio/rendimento si basa sul portafoglio modello dei fondi, simulato nell'arco di tempo indicato. Le performance sono calcolate al lordo dei costi di gestione

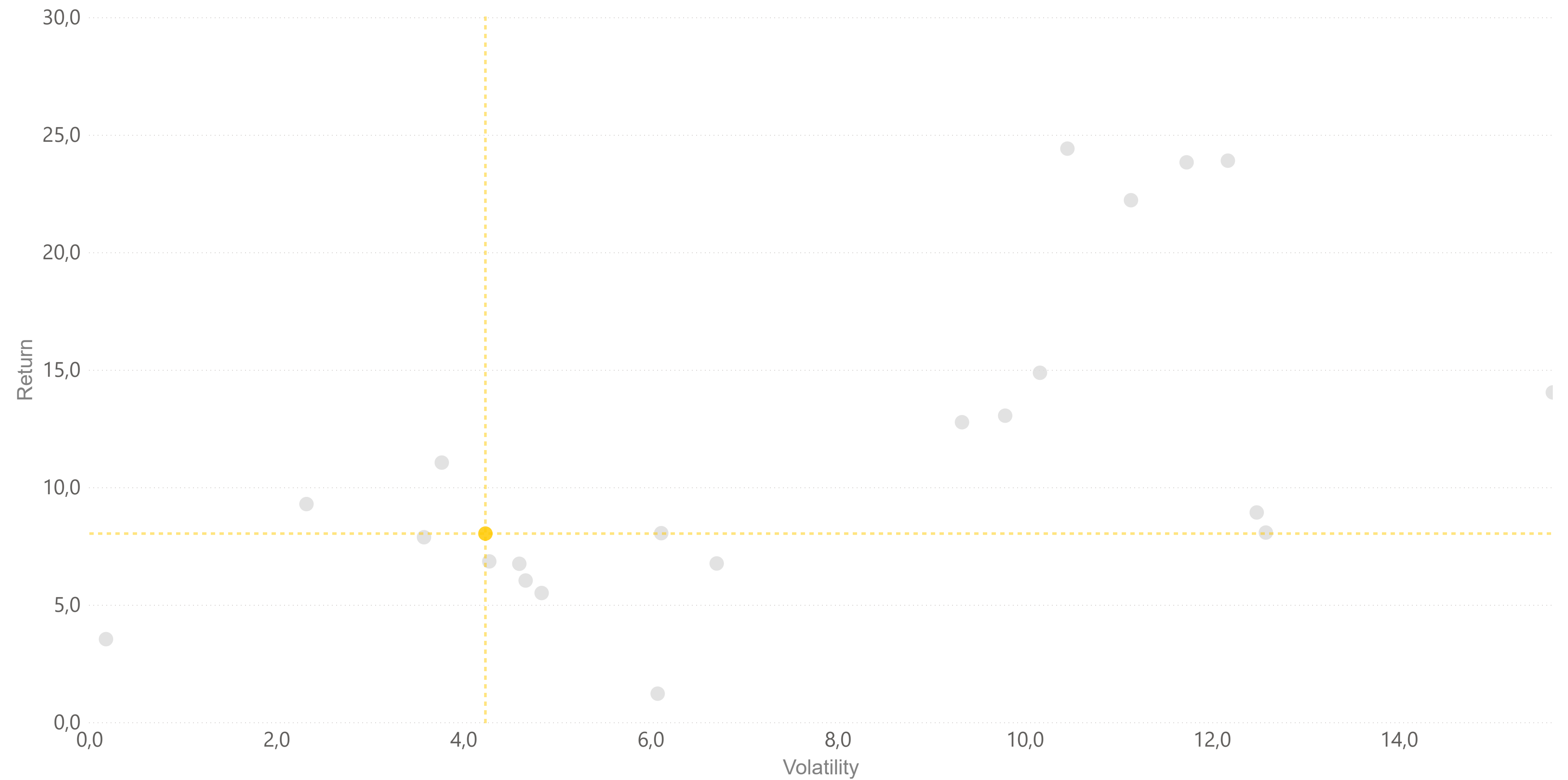
# Fineco AM Advisory 5

Profilo rischio/rendimento | 31 Jul 2023 - 31 Jul 2024

## ● Fineco AM Advisory 5

Perf. 1 anno 8.03%

Volatilità 4.2%



\*Il profilo di rischio/rendimento si basa sul portafoglio modello dei fondi, simulato nell'arco di tempo indicato. Le performance sono calcolate al lordo dei costi di gestione

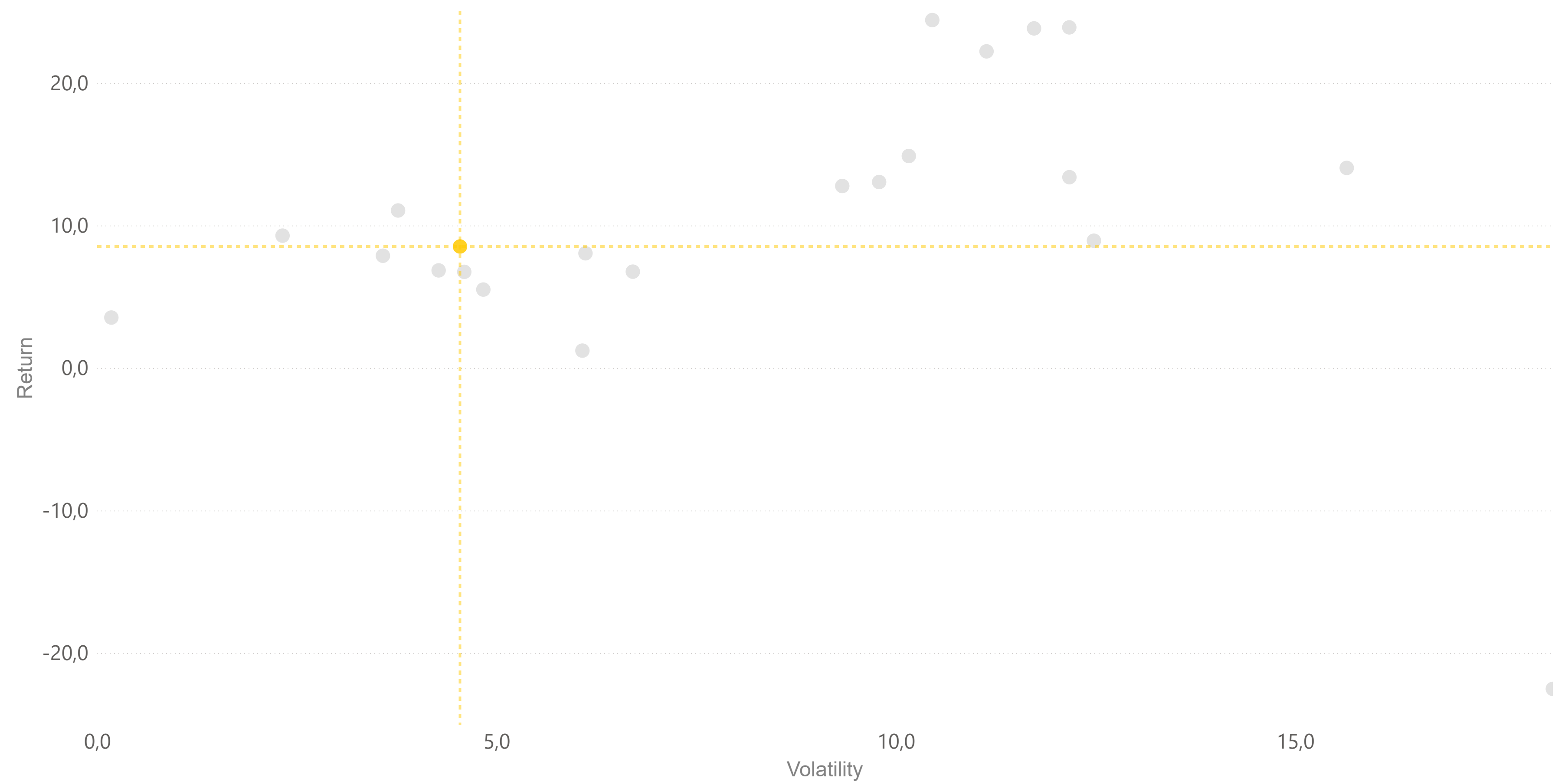
# Fineco AM Advisory 6

Profilo rischio/rendimento | 31 Jul 2023 - 31 Jul 2024

## ● Fineco AM Advisory 6

Perf. 1 anno 8.53%

Volatilità 4.5%



\*Il profilo di rischio/rendimento si basa sul portafoglio modello dei fondi, simulato nell'arco di tempo indicato. Le performance sono calcolate al lordo dei costi di gestione

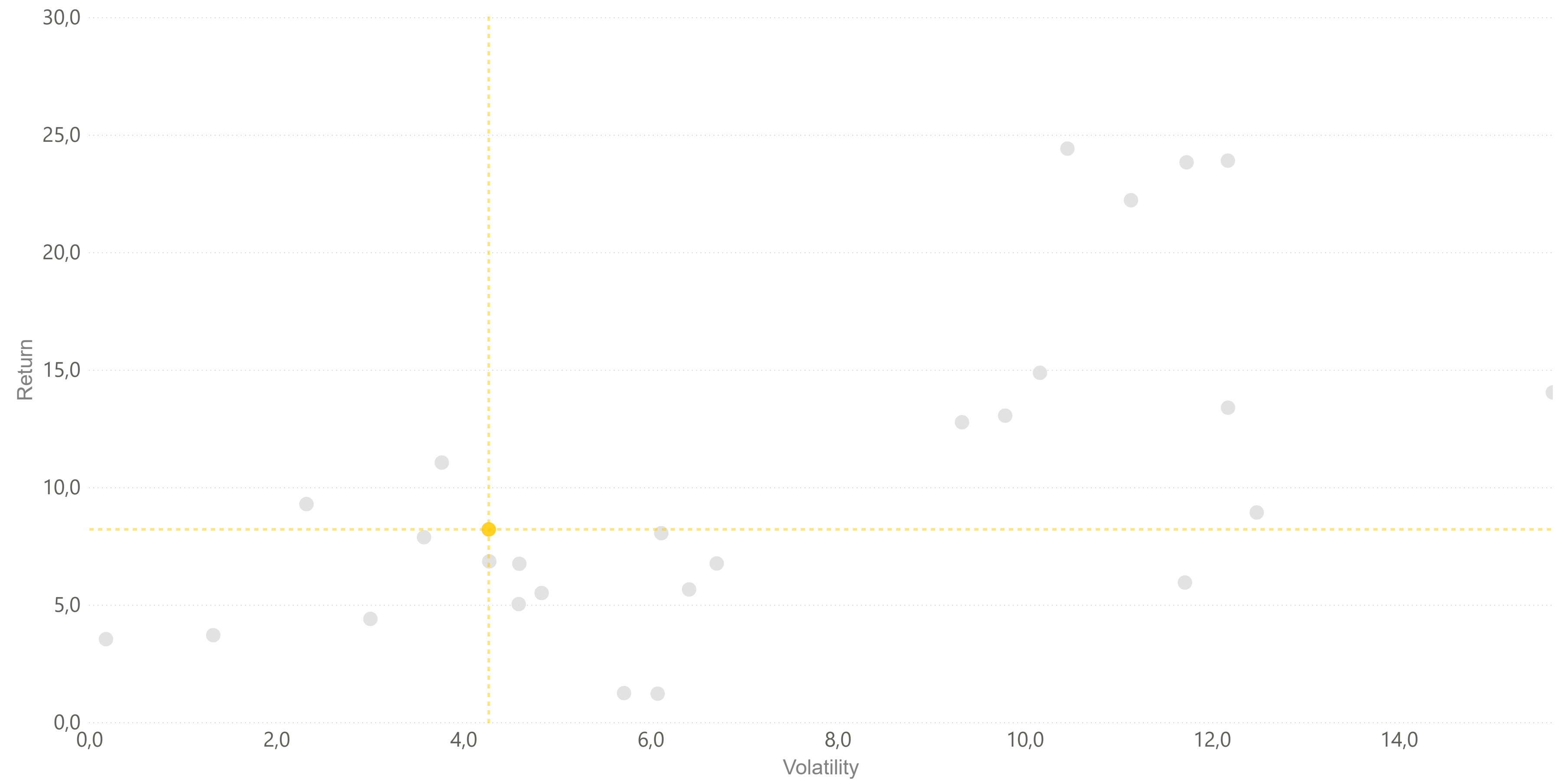
# Fineco AM Advisory 6 Target

Profilo rischio/rendimento | 31 Jul 2023 - 31 Jul 2024

## ● Fineco AM Advisory 6 Target

Perf. 1 anno 8.21%

Volatilità 4.3%



\*Il profilo di rischio/rendimento si basa sul portafoglio modello dei fondi, simulato nell'arco di tempo indicato. Le performance sono calcolate al lordo dei costi di gestione

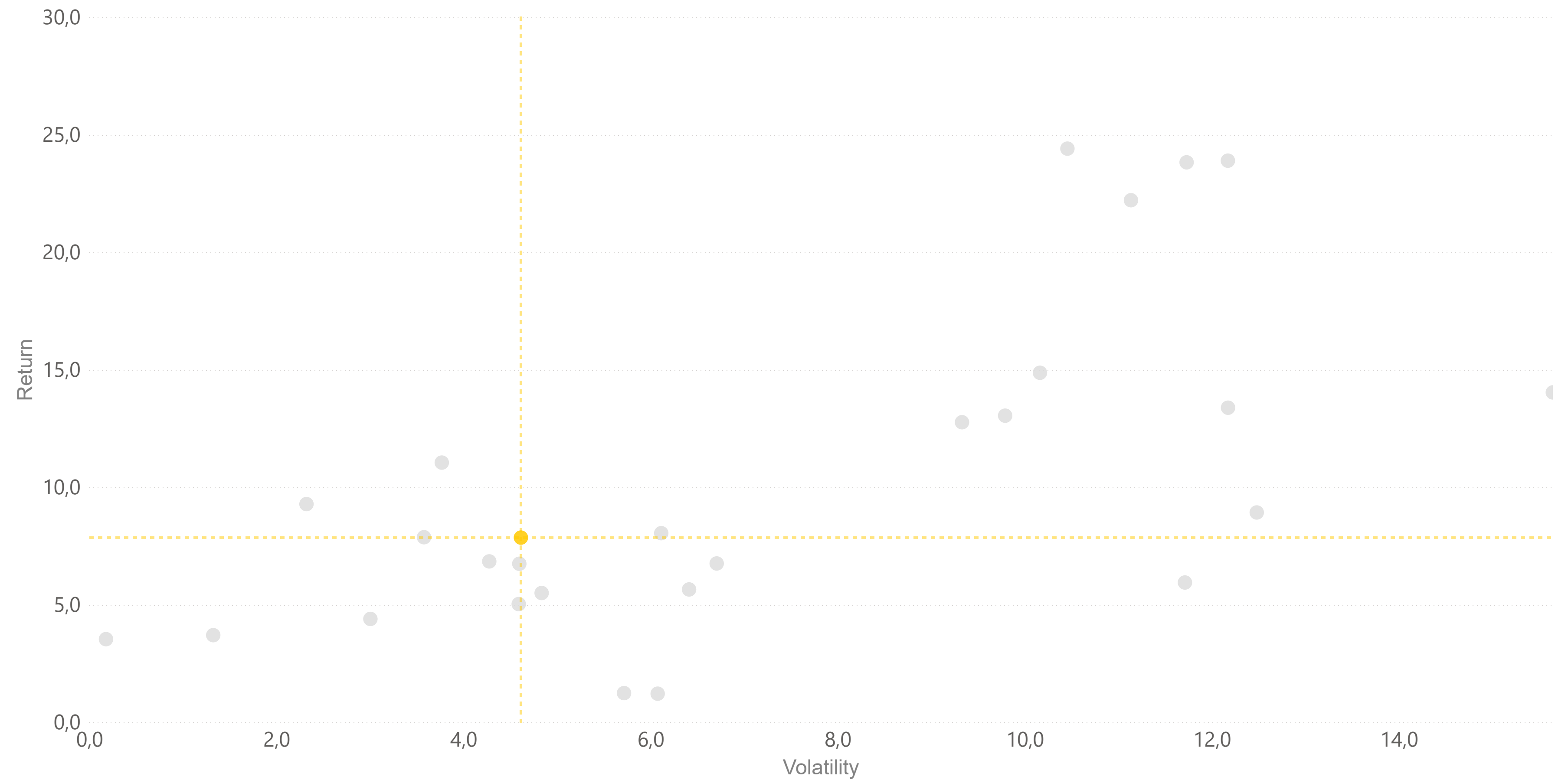
# Fineco AM Advisory 6 Target 2022

Profilo rischio/rendimento | 31 Jul 2023 - 31 Jul 2024

## ● Fineco AM Advisory 6 Target 2022

Perf. 1 anno 7.86%

Volatilità 4.6%



\*Il profilo di rischio/rendimento si basa sul portafoglio modello dei fondi, simulato nell'arco di tempo indicato. Le performance sono calcolate al lordo dei costi di gestione



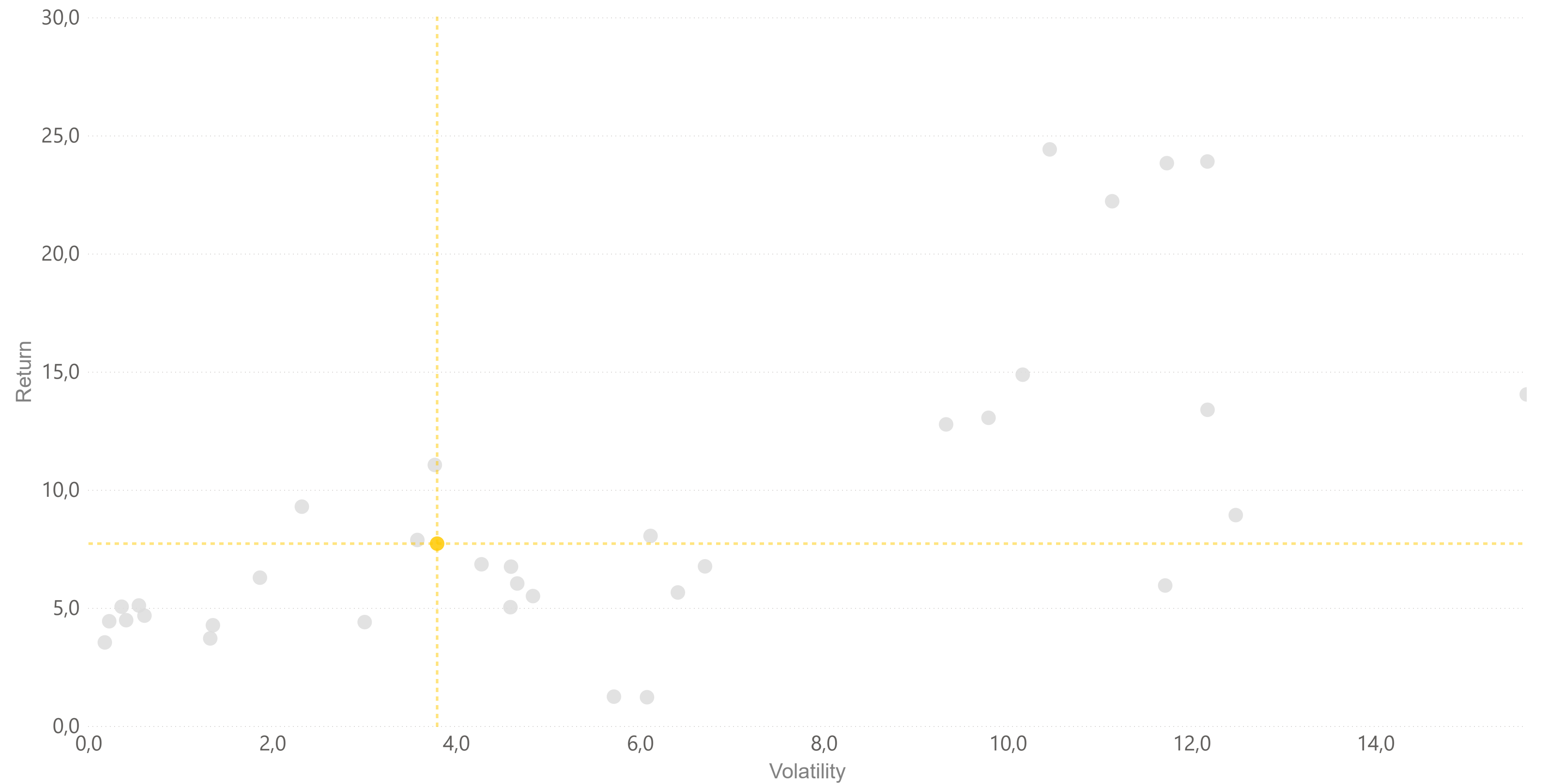
# Fineco AM Advisory 6 Target Boost

Profilo rischio/rendimento | 31 Jul 2023 - 31 Jul 2024

## Fineco AM Advisory 6 Target Boost

Perf. 1 anno 7.72%

Volatilità 3.8%



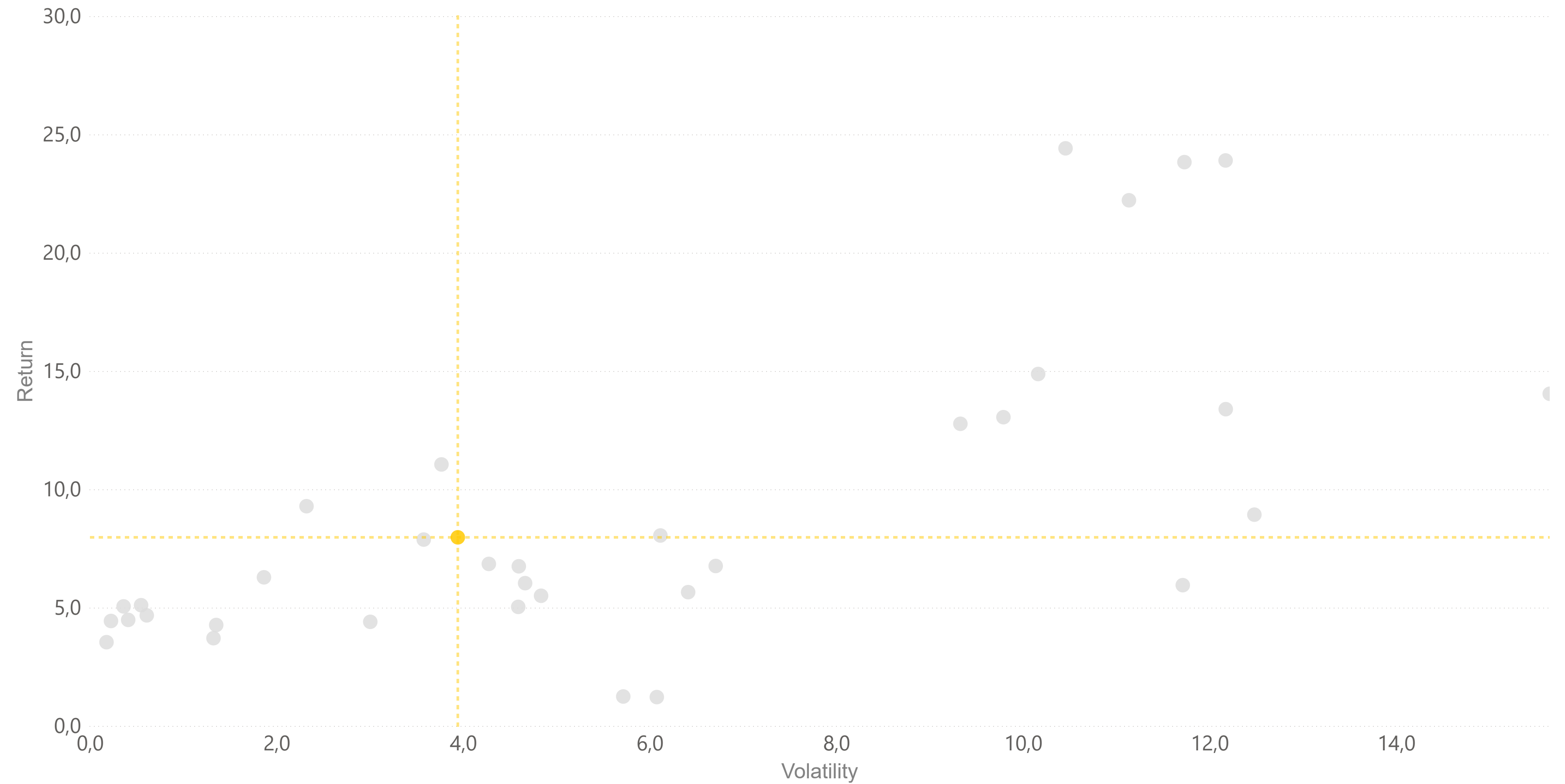
\*Il profilo di rischio/rendimento si basa sul portafoglio modello dei fondi, simulato nell'arco di tempo indicato. Le performance sono calcolate al lordo dei costi di gestione

# Fineco AM Advisory 6 Target January 2025

Profilo rischio/rendimento | 31 Jul 2023 - 31 Jul 2024

## Fineco AM Advisory 6 Target January 2025

● **2025**  
Perf. 1 anno 7.97%  
Volatilità 3.9%



\*Il profilo di rischio/rendimento si basa sul portafoglio modello dei fondi, simulato nell'arco di tempo indicato. Le performance sono calcolate al lordo dei costi di gestione

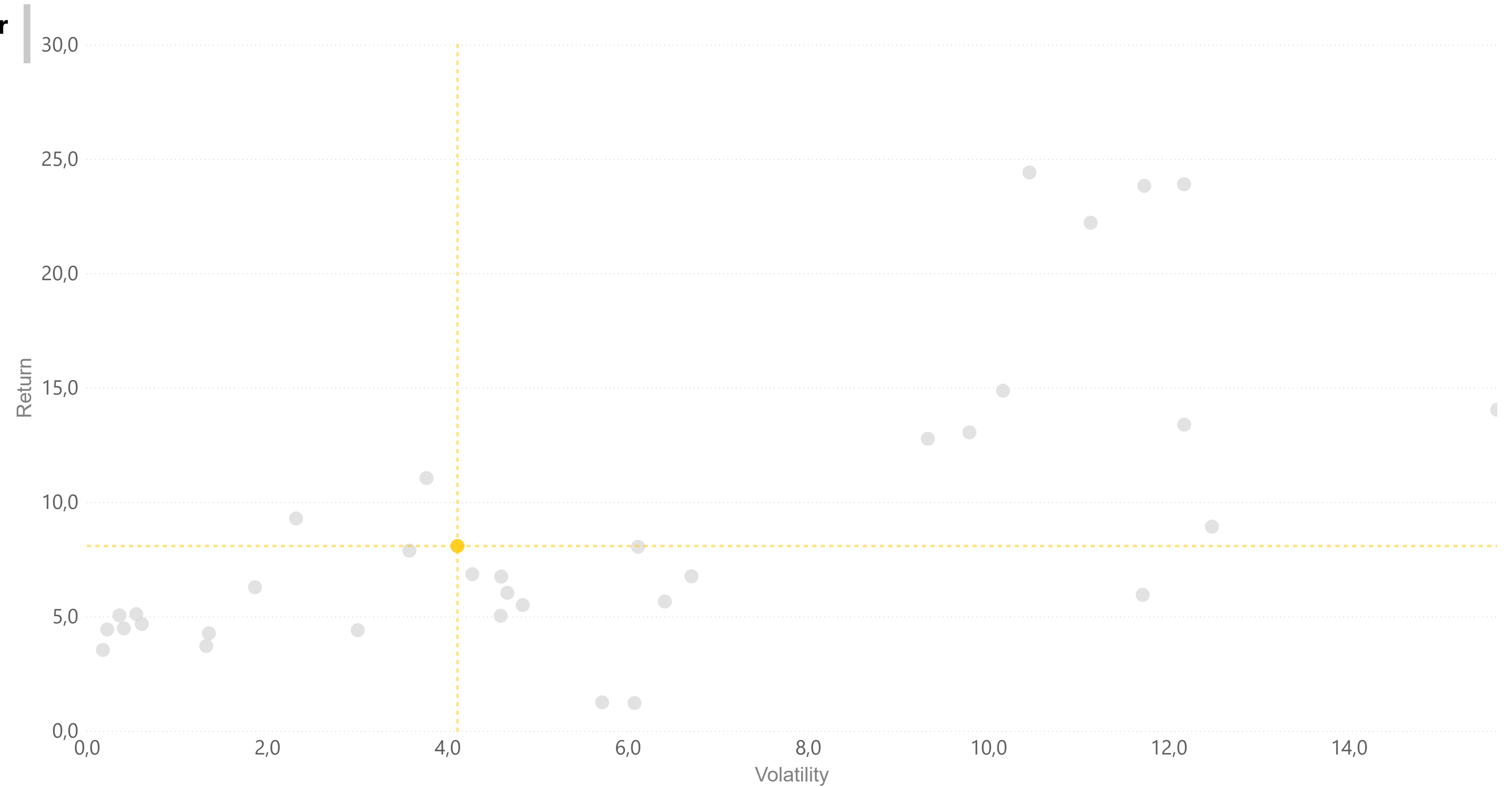
# Fineco AM Advisory 6 Target October 2024

Profilo rischio/rendimento | 31 Jul 2023 - 31 Jul 2024

## ● Fineco AM Advisory 6 Target October 2024

Perf. 1 anno 8.08%

Volatilità 4.1%



\*Il profilo di rischio/rendimento si basa sul portafoglio modello dei fondi, simulato nell'arco di tempo indicato. Le performance sono calcolate al lordo dei costi di gestione

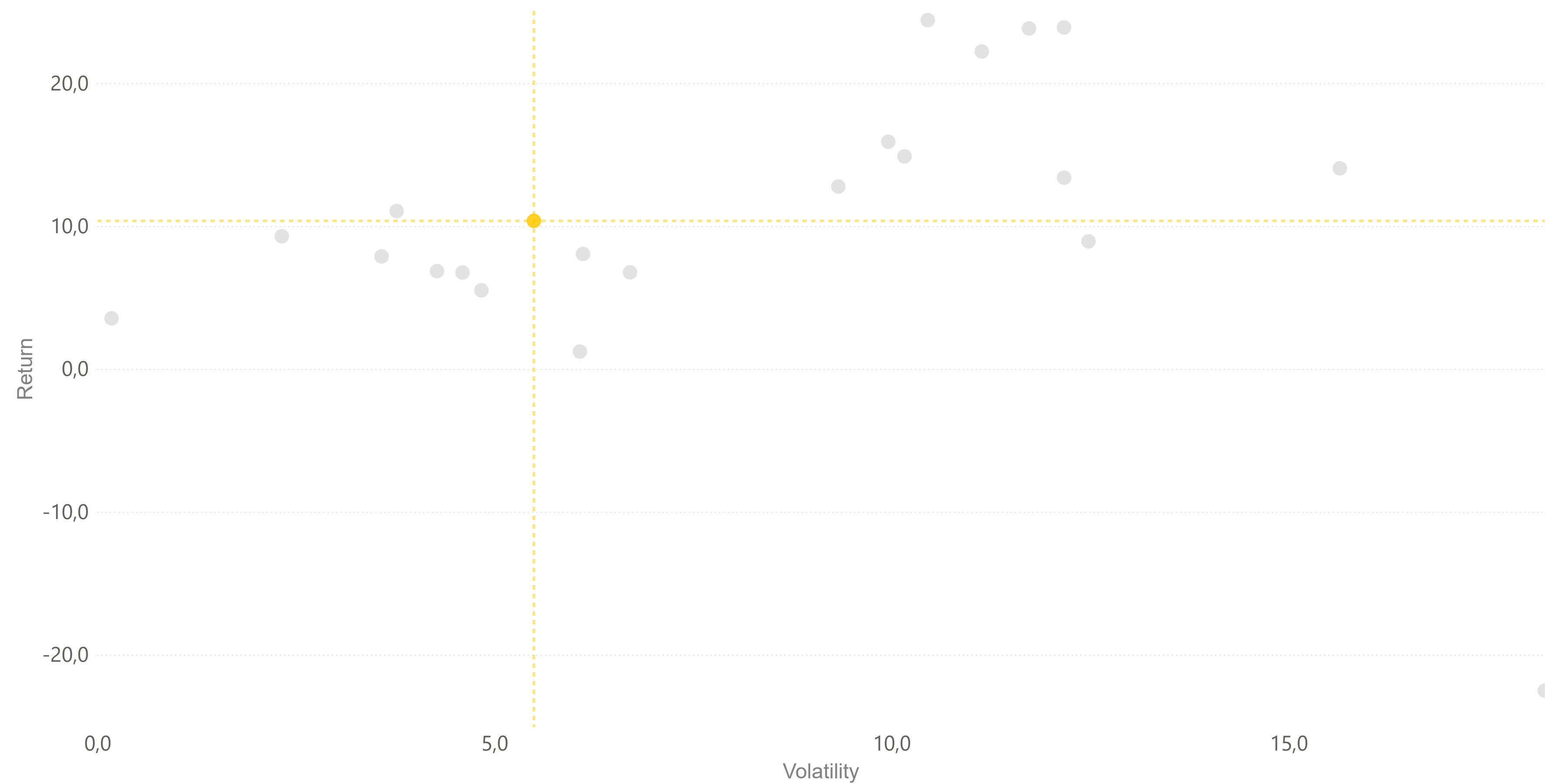
# Fineco AM Advisory 7

Profilo rischio/rendimento | 31 Jul 2023 - 31 Jul 2024

## ● Fineco AM Advisory 7

Perf. 1 anno 10.37%

Volatilità 5.5%



\*Il profilo di rischio/rendimento si basa sul portafoglio modello dei fondi, simulato nell'arco di tempo indicato. Le performance sono calcolate al lordo dei costi di gestione

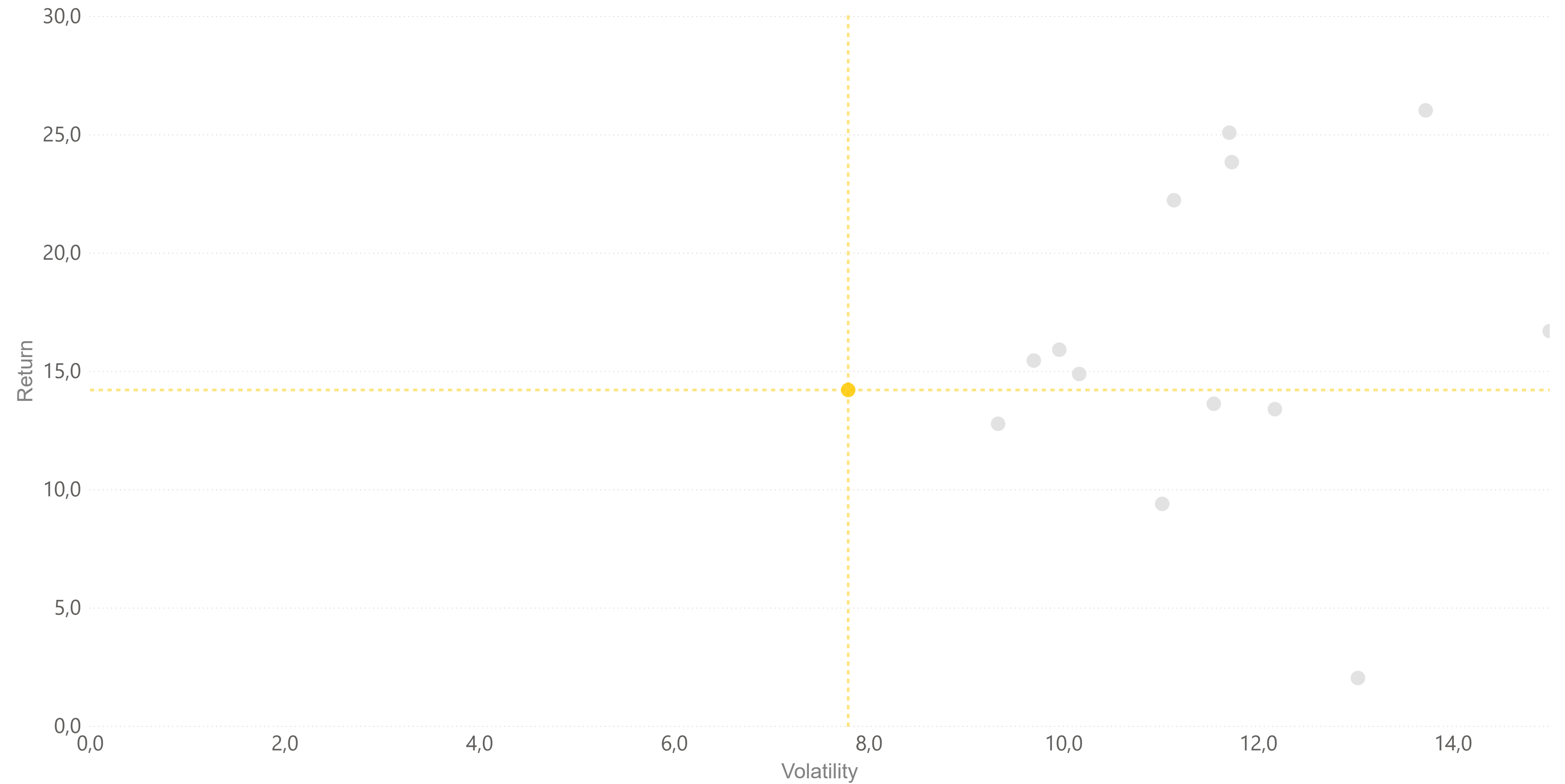
# Fineco AM Advisory 9

Profilo rischio/rendimento | 31 Jul 2023 - 31 Jul 2024

## Fineco AM Advisory 9

Perf. 1 anno 14.20%

Volatilità 7.8%



\*Il profilo di rischio/rendimento si basa sul portafoglio modello dei fondi, simulato nell'arco di tempo indicato. Le performance sono calcolate al lordo dei costi di gestione

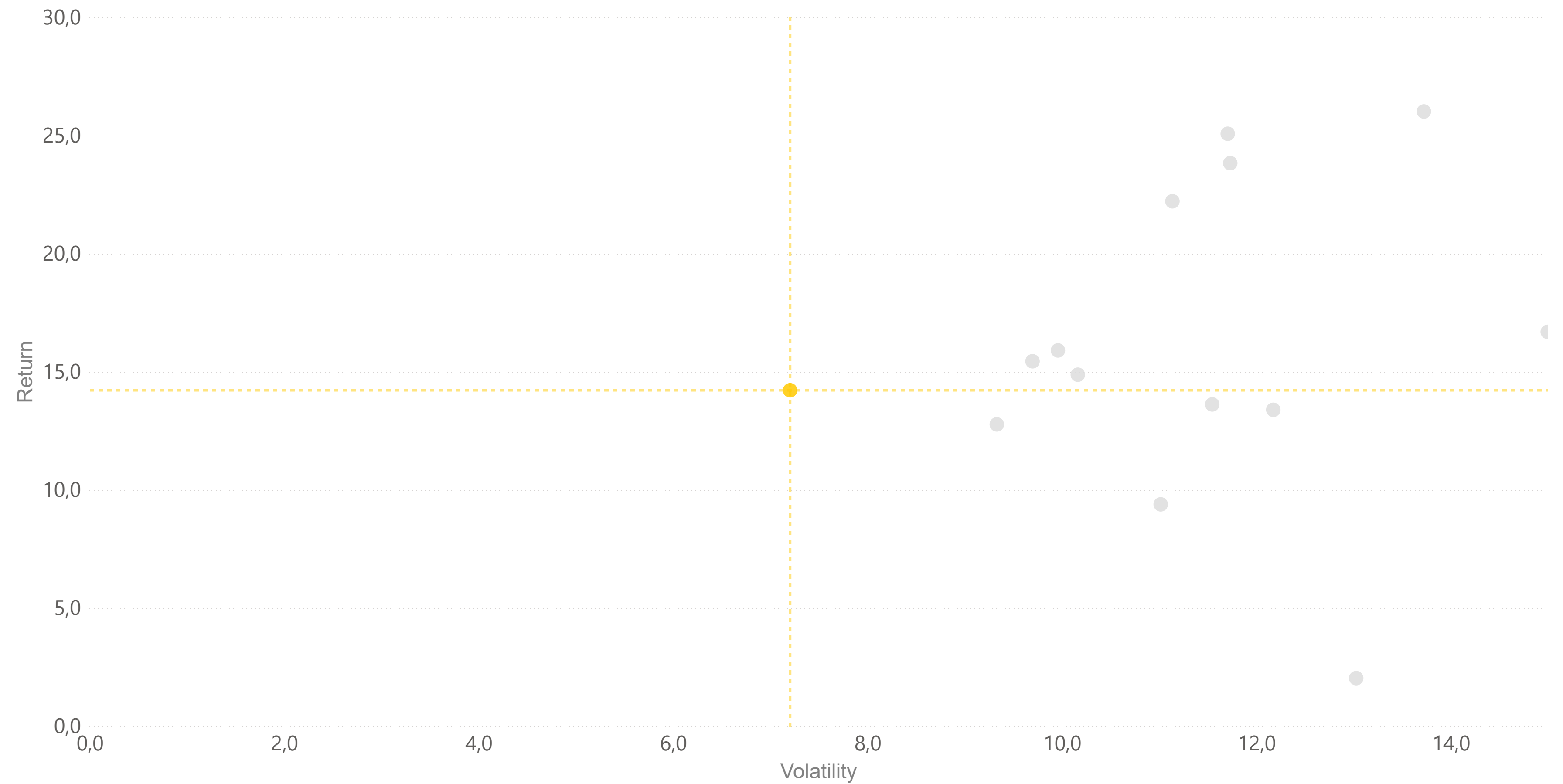
# Fineco AM Advisory 9 Target

Profilo rischio/rendimento | 31 Jul 2023 - 31 Jul 2024

## ● Fineco AM Advisory 9 Target

Perf. 1 anno 14.22%

Volatilità 7.2%



\*Il profilo di rischio/rendimento si basa sul portafoglio modello dei fondi, simulato nell'arco di tempo indicato. Le performance sono calcolate al lordo dei costi di gestione

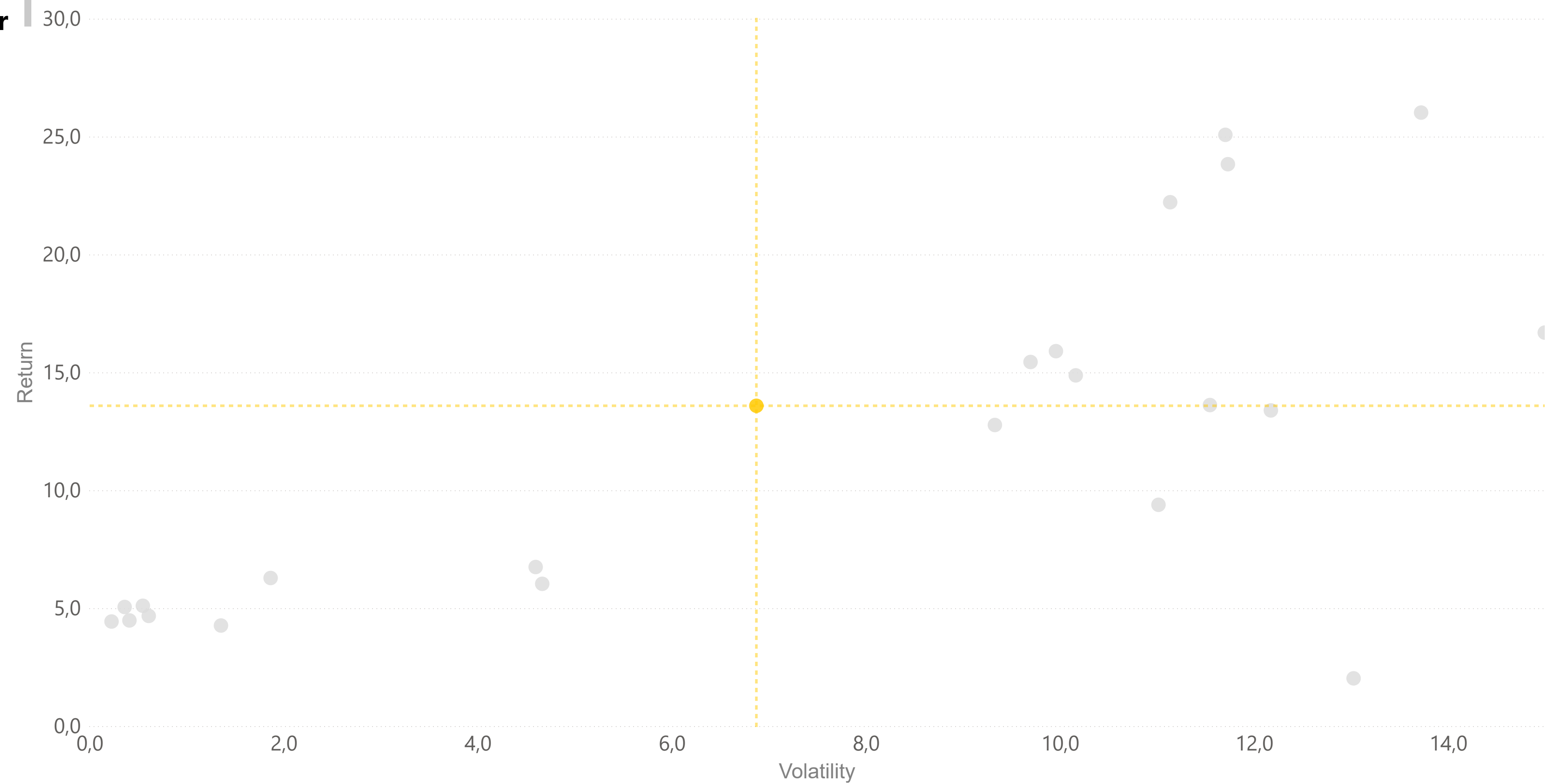
# Fineco AM Advisory 9 Target October

Profilo rischio/rendimento | 31 Jul 2023 - 31 Jul 2024

## ● Fineco AM Advisory 9 Target October

Perf. 1 anno 13.59%

Volatilità 6.9%



\*Il profilo di rischio/rendimento si basa sul portafoglio modello dei fondi, simulato nell'arco di tempo indicato. Le performance sono calcolate al lordo dei costi di gestione

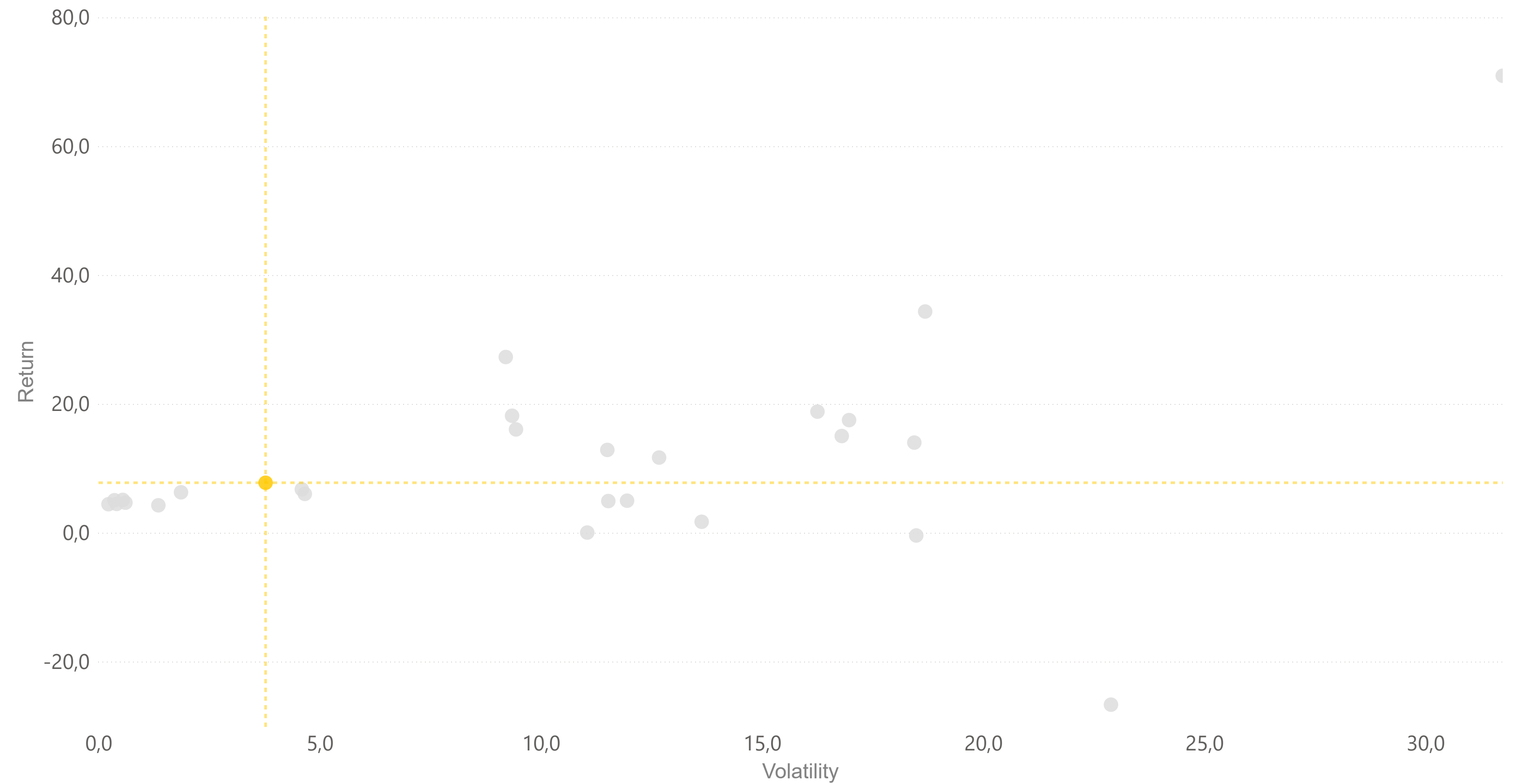
# Fineco AM MegaTrends Target 2027

Profilo rischio/rendimento | 31 Jul 2023 - 31 Jul 2024

## Fineco AM MegaTrends Target 2027

Perf. 1 anno 7.77%

Volatilità 3.8%



\*Il profilo di rischio/rendimento si basa sul portafoglio modello dei fondi, simulato nell'arco di tempo indicato. Le performance sono calcolate al lordo dei costi di gestione



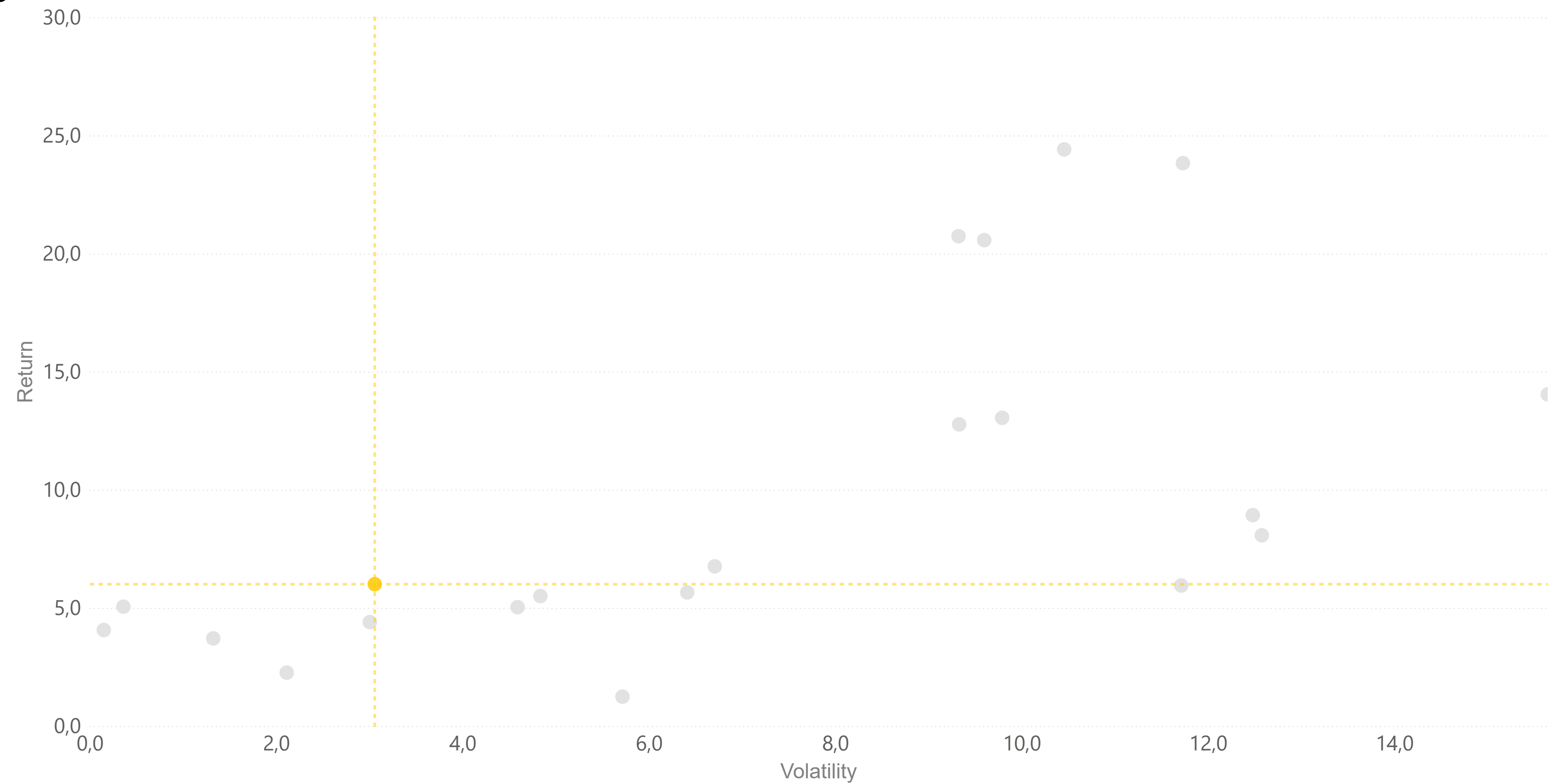
# FINECO AM PASSIVE UNDERLYINGS 3

Profilo rischio/rendimento | 31 Jul 2023 - 31 Jul 2024

## FINECO AM PASSIVE UNDERLYINGS 3

Perf. 1 anno 6.01%

Volatilità 3.1%



\*Il profilo di rischio/rendimento si basa sul portafoglio modello dei fondi, simulato nell'arco di tempo indicato. Le performance sono calcolate al lordo dei costi di gestione

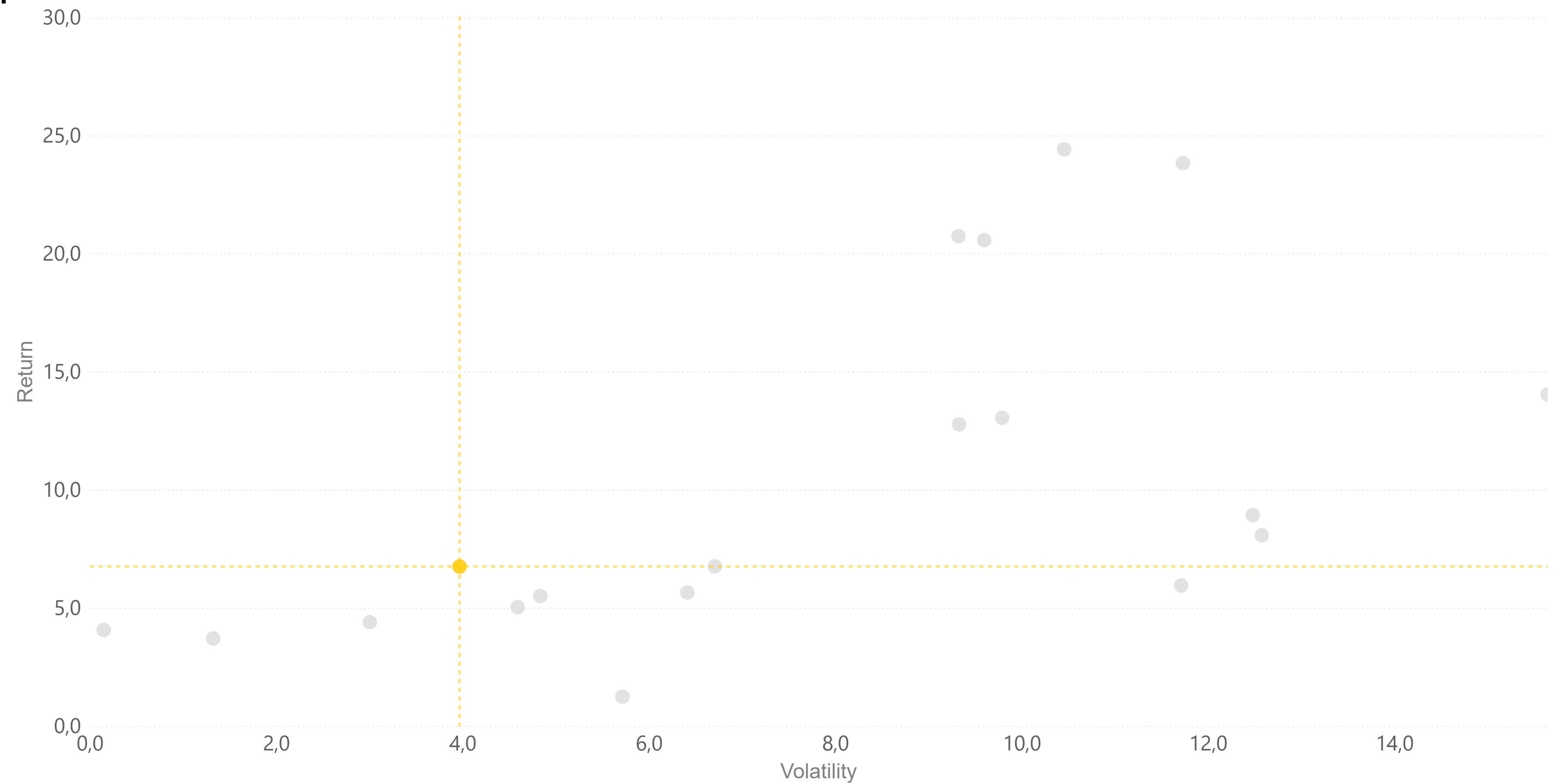
# FINECO AM PASSIVE UNDERLYINGS 4

Profilo rischio/rendimento | 31 Jul 2023 - 31 Jul 2024

## FINECO AM PASSIVE UNDERLYINGS 4

Perf. 1 anno 6.75%

Volatilità 4.0%



\*Il profilo di rischio/rendimento si basa sul portafoglio modello dei fondi, simulato nell'arco di tempo indicato. Le performance sono calcolate al lordo dei costi di gestione

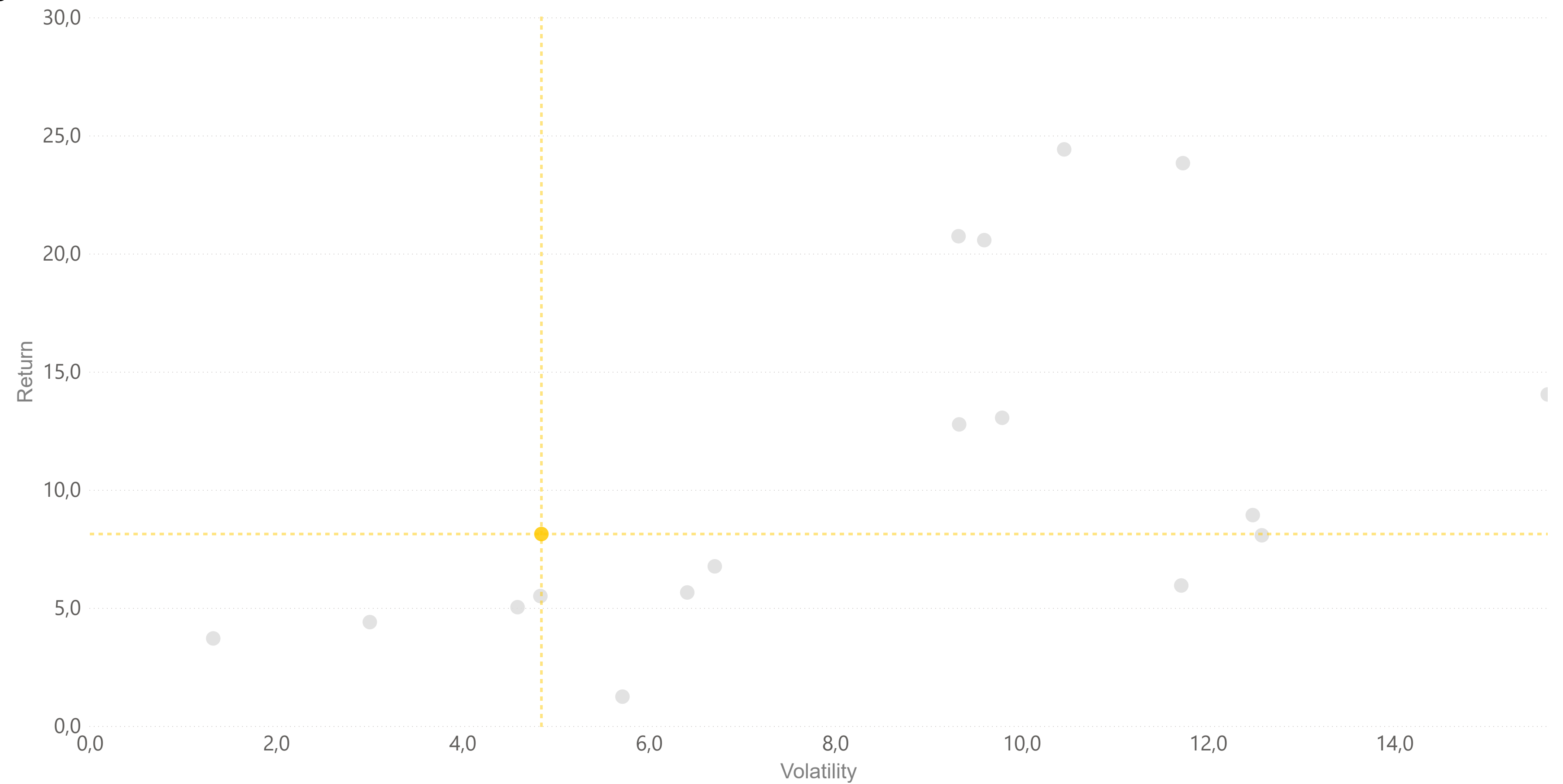
# FINECO AM PASSIVE UNDERLYINGS 5

Profilo rischio/rendimento | 31 Jul 2023 - 31 Jul 2024

## FINECO AM PASSIVE UNDERLYINGS 5

Perf. 1 anno 8.13%

Volatilità 4.8%



\*Il profilo di rischio/rendimento si basa sul portafoglio modello dei fondi, simulato nell'arco di tempo indicato. Le performance sono calcolate al lordo dei costi di gestione

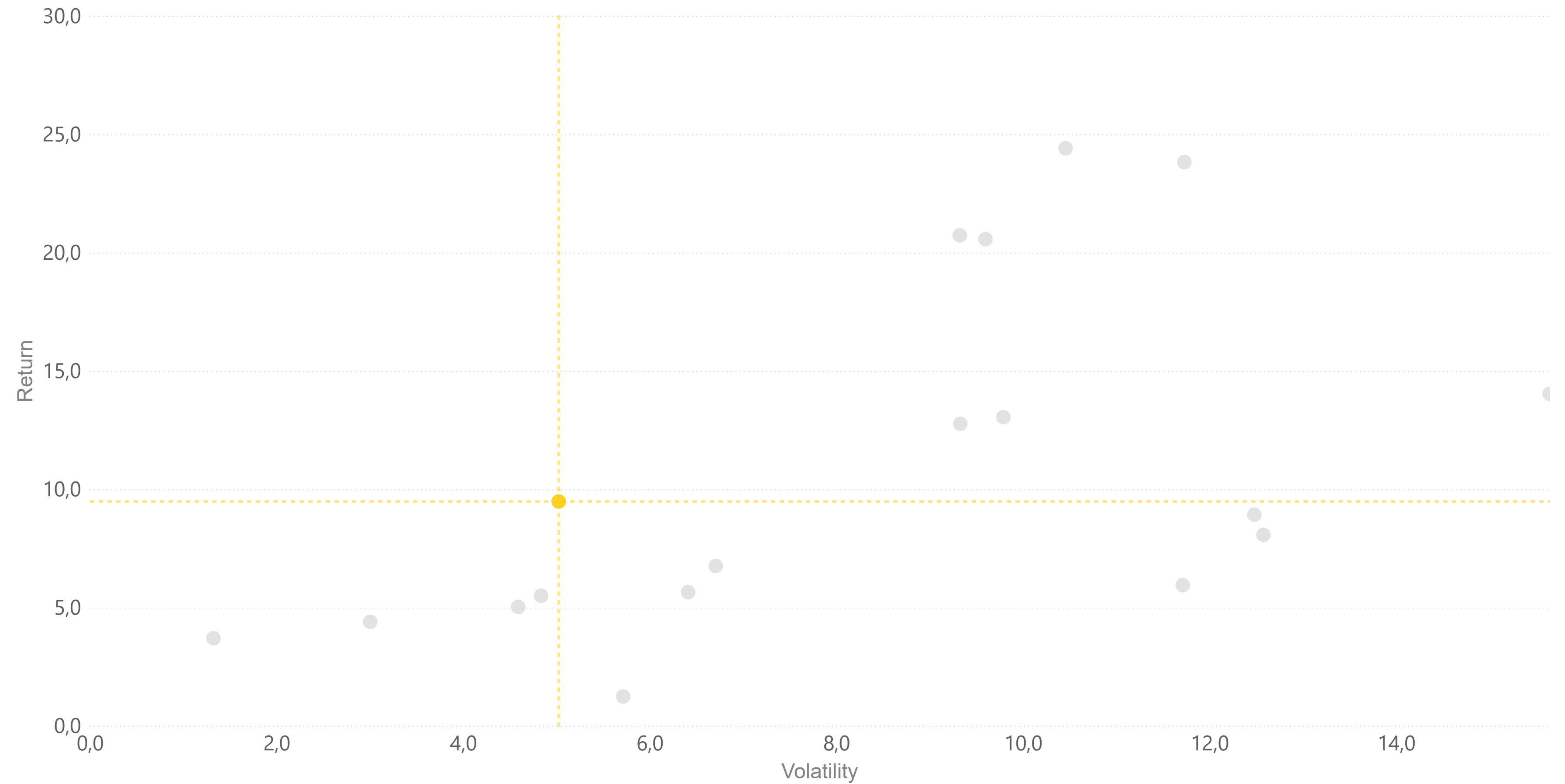
# FINECO AM PASSIVE UNDERLYINGS 6

Profilo rischio/rendimento | 31 Jul 2023 - 31 Jul 2024

## FINECO AM PASSIVE UNDERLYINGS 6

Perf. 1 anno 9.49%

Volatilità 5.0%



\*Il profilo di rischio/rendimento si basa sul portafoglio modello dei fondi, simulato nell'arco di tempo indicato. Le performance sono calcolate al lordo dei costi di gestione

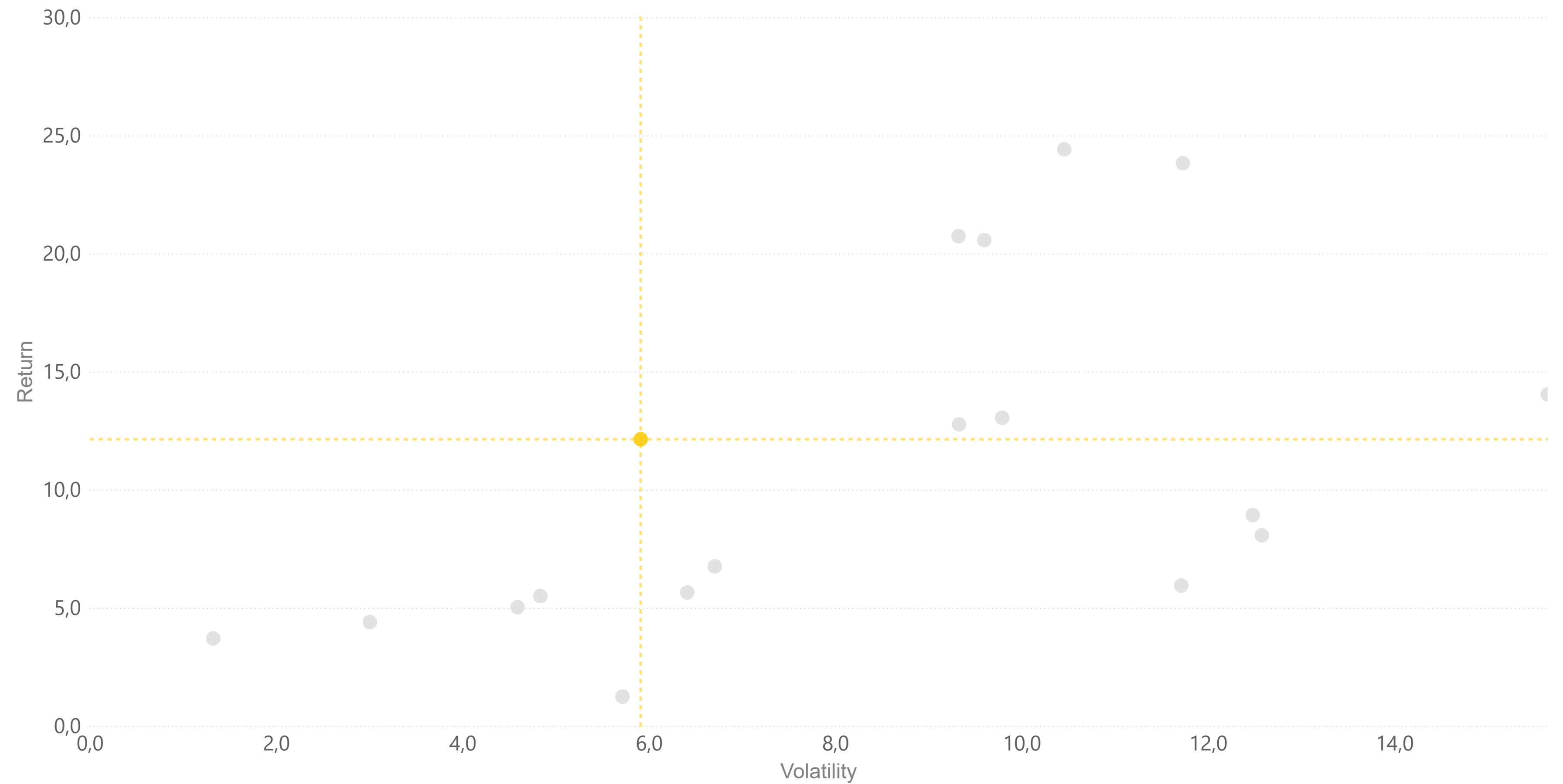
# FINECO AM PASSIVE UNDERLYINGS 7

Profilo rischio/rendimento | 31 Jul 2023 - 31 Jul 2024

## FINECO AM PASSIVE UNDERLYINGS 7

Perf. 1 anno 12.14%

Volatilità 5.9%



\*Il profilo di rischio/rendimento si basa sul portafoglio modello dei fondi, simulato nell'arco di tempo indicato. Le performance sono calcolate al lordo dei costi di gestione

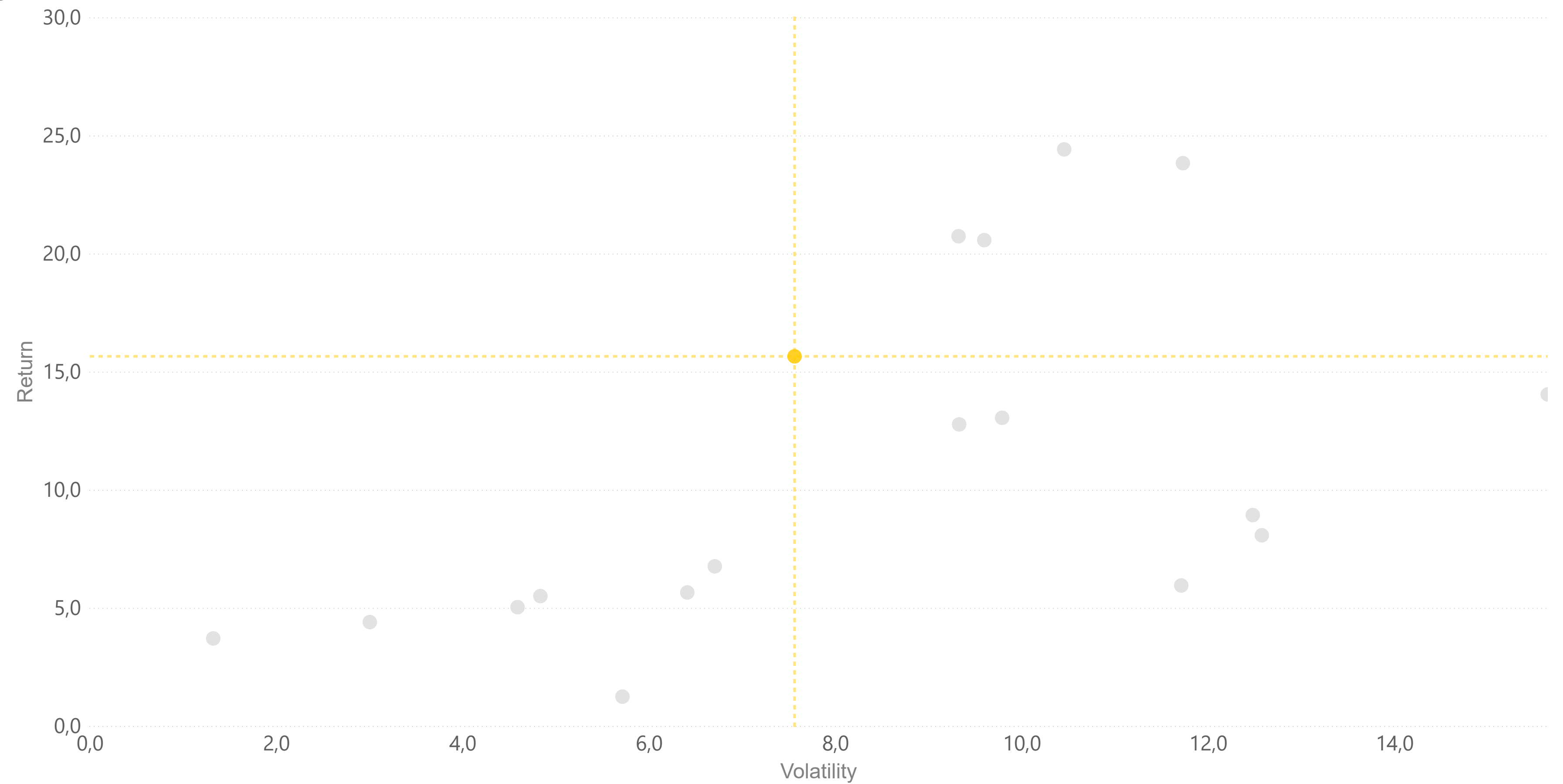
# FINECO AM PASSIVE UNDERLYINGS 8

Profilo rischio/rendimento | 31 Jul 2023 - 31 Jul 2024

## FINECO AM PASSIVE UNDERLYINGS 8

Perf. 1 anno 15.65%

Volatilità 7.6%



\*Il profilo di rischio/rendimento si basa sul portafoglio modello dei fondi, simulato nell'arco di tempo indicato. Le performance sono calcolate al lordo dei costi di gestione

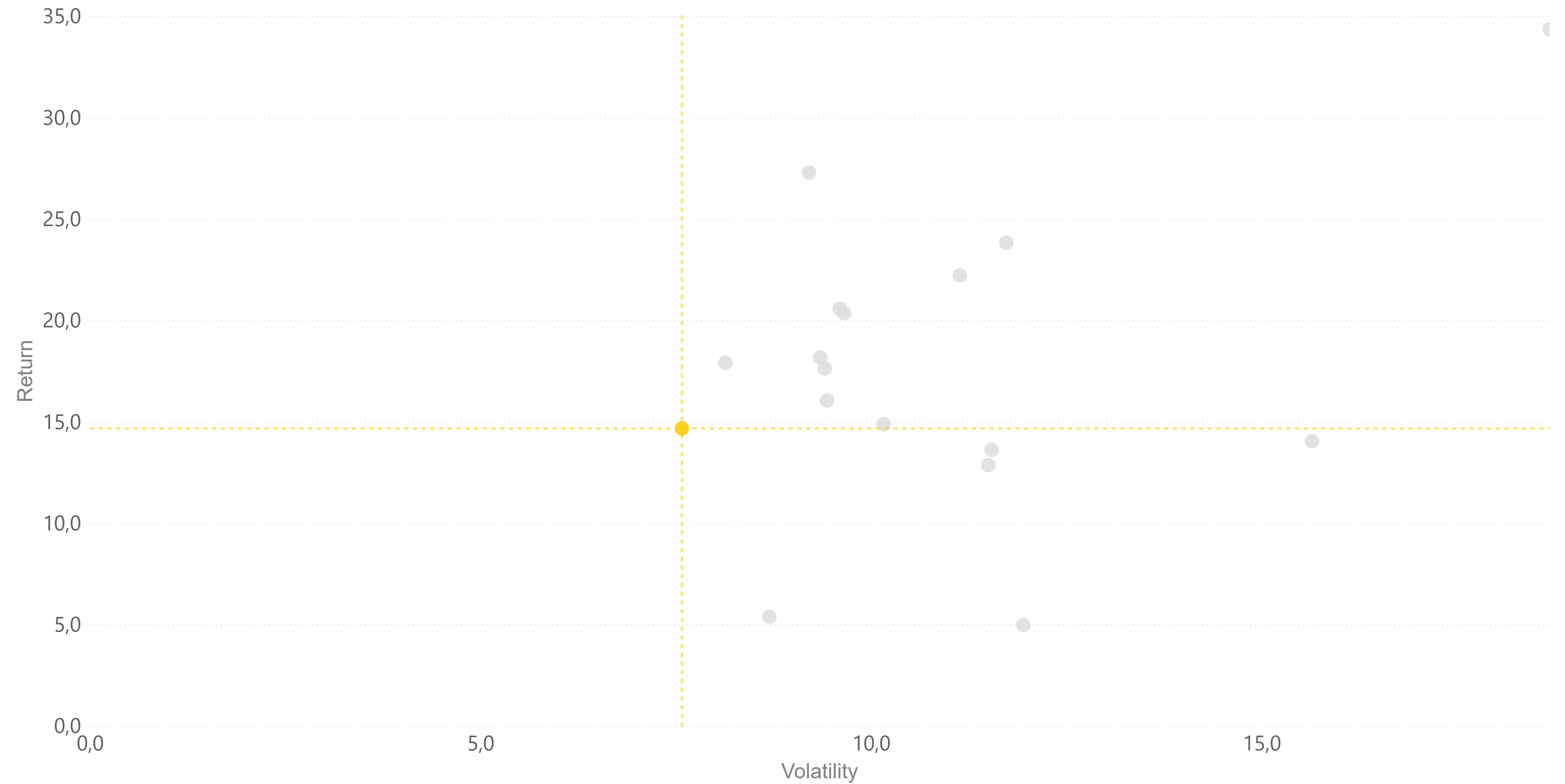
# Fineco AM Sustainable Target 2024

Profilo rischio/rendimento | 31 Jul 2023 - 31 Jul 2024

## Fineco AM Sustainable Target 2024

Perf. 1 anno 14.67%

Volatilità 7.6%



\*Il profilo di rischio/rendimento si basa sul portafoglio modello dei fondi, simulato nell'arco di tempo indicato. Le performance sono calcolate al lordo dei costi di gestione

A background image of a candlestick chart with teal-colored bars and wicks, set against a dark teal gradient background. The chart shows an overall upward trend with some volatility.

# APPENDICE II

## Processo d'investimento

05



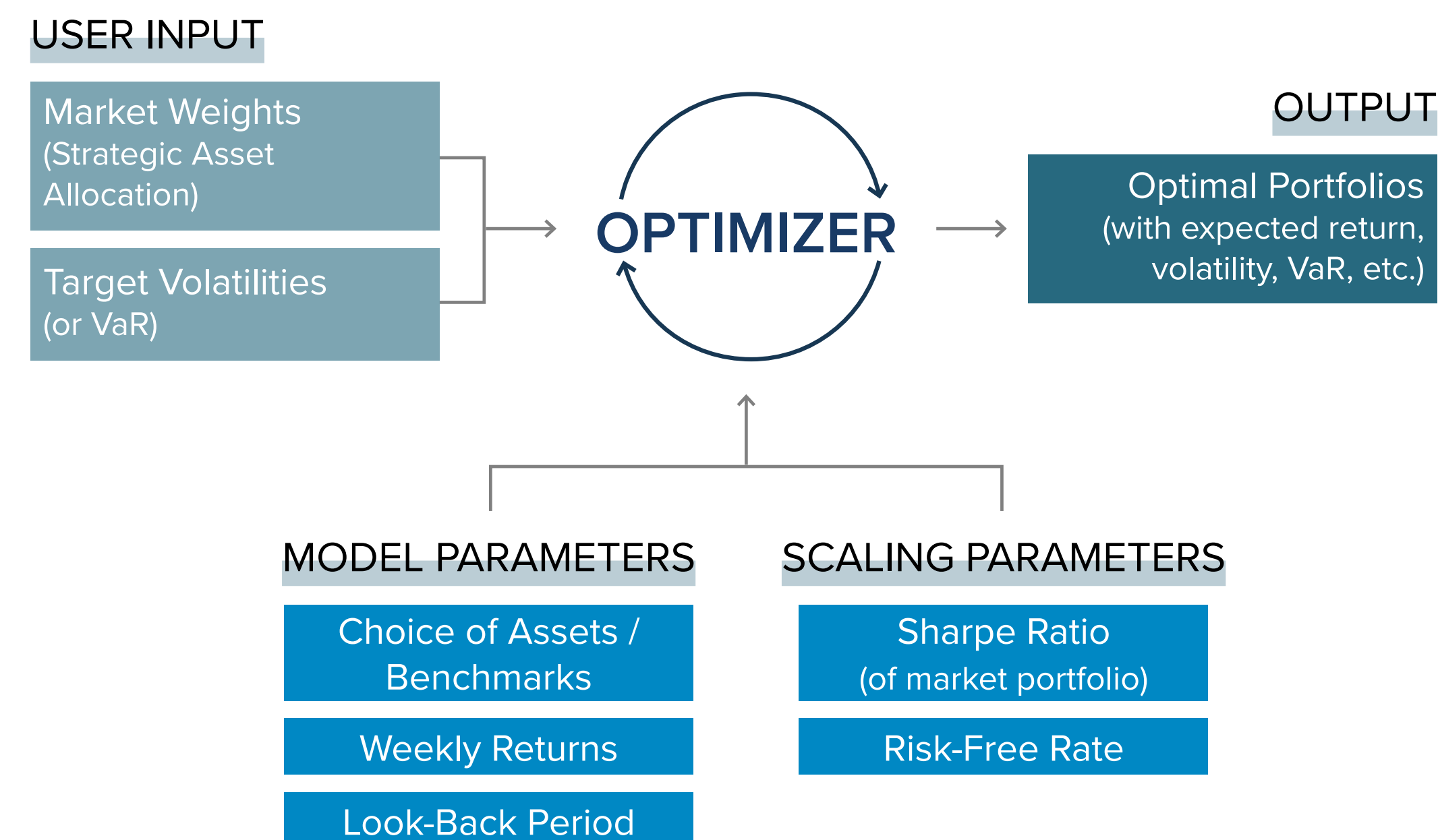
# Fondi a Profilo

L'obiettivo di investimento dei portafogli del Profilo consiste nel conseguire l'apprezzamento del capitale nel medio-lungo periodo, rispettando il livello massimo di volatilità e i limiti di VaR prescritti.

L'obiettivo d'investimento è raggiunto **ponderando attivamente gli investimenti tra i fondi che forniscono esposizione alle azioni, strategie di investimento a reddito fisso e rendimento assoluto/alternative.**

**L'allocazione strategica è derivata utilizzando una versione dell'ottimizzazione Black-Litterman.** Questo approccio inizia con la composizione del Portafoglio di mercato e attraverso una matrice di varianza / covarianza, calcola un portafoglio ottimale per un dato livello di rischio.

L'output del modello costituisce la base per la costruzione del portfolio. A tale scopo, il team di investimento può applicare una sovrapposizione tattica per esprimere l'interpretazione del mercato da parte del team di investimento. Il Comitato per gli Investimenti stabilirà condizioni al contorno su intervalli di allocazione tattica. Le posizioni tattiche saranno implementate solo una volta effettuata un'adeguata revisione dei rischi da parte del team di gestione degli investimenti e gestione dei rischi. Il Comitato per gli investimenti sarà informato di eventuali modifiche apportate all'allocazione tattica alla prossima riunione programmata.



# Portafogli Azionari

L'obiettivo di investimento dei portafogli è conseguire un apprezzamento del capitale a lungo termine.

Il team di gestione degli investimenti cercherà di raggiungere questo obiettivo **ponderando attivamente gli investimenti in fondi sottostanti che sono investiti nella regione specifica relativa a ciascun particolare portafoglio** (rispettivamente Stati Uniti, Asia Pacifico, mercati emergenti, Europa).

**I portafogli saranno strategicamente investiti su tre pilastri:** Il primo pilastro cerca specificamente di generare alfa; il secondo cerca di fornire esposizione di mercato e riduzione dei costi attraverso l'esposizione all'ETF; e il terzo cerca di fornire un elemento difensivo attraverso un'allocazione a strategie di rendimento assoluto.



Questo approccio costituisce la base per la costruzione del portafoglio.

A tale scopo, il team di investimento può applicare una sovrapposizione tattica per esprimere l'interpretazione del mercato da parte del team di investimento.

Il Comitato per gli Investimenti stabilirà condizioni limite sugli intervalli di allocazione tattica attorno a questi pesi strategici. Le posizioni tattiche saranno implementate solo una volta effettuata un'adeguata revisione dei rischi da parte del team di gestione degli investimenti e gestione dei rischi.

Il Comitato per gli investimenti sarà informato di eventuali modifiche apportate all'allocazione tattica alla prossima riunione programmata.

# Portafoglio Alternative

L'obiettivo d'investimento dei portafogli consiste nel conseguire l'apprezzamento del capitale a medio-lungo termine.

Il team di gestione degli investimenti cercherà di raggiungere questo obiettivo **ponderando attivamente gli investimenti in fondi sottostanti che perseguono una gamma diversificata di strategie alternative e di rendimento assoluto.**

**L'allocazione core del portafoglio sarà strategicamente investita in tre categorie di fondi**, scelti in base ai risultati della ricerca empirica e accademica, che suggerisce la generazione di consistenti rendimenti positivi nel tempo. Queste categorie comprendono:



All'interno di ciascuna categoria, la diversificazione tra un numero di fondi ridurrà il rischio di concentrazione.

Un overlay tattico sarà raggiunto attraverso un'allocazione satellitare, che cerca di esprimere l'interpretazione del mercato da parte del team di investimento.

Questa allocazione satellitare includerà investimenti a più breve termine che il team di investimento ritiene possano consentire al portafoglio di sfruttare una particolare opportunità nel mercato.

Il Comitato per gli Investimenti stabilirà condizioni limite sugli intervalli di allocazione tattica attorno a questi pesi strategici. Le posizioni tattiche saranno implementate solo una volta effettuata un'adeguata revisione dei rischi da parte del team di gestione degli investimenti e gestione dei rischi.

Il Comitato per gli investimenti sarà informato di eventuali modifiche apportate all'allocazione tattica alla prossima riunione programmata.

# Processo di Investimento Comuni

## Fondi a Profilo, Portafogli Azionari e Portafoglio Alternative

1/2

### RICERCA DEL MANAGER E SOLUZIONE FONDI

**Il team di gestione degli investimenti utilizzerà un processo di selezione dei fondi rigoroso e disciplinato per costruire un portafoglio che esprima queste opinioni strategiche e tattiche.**

Il team selezionerà gli investimenti analizzando l'universo dei fondi Morningstar, per i fondi che si concentrano sugli investimenti in settori e regioni pertinenti.

Il team restringerà l'universo su cui verrà condotta la due diligence degli investimenti al fine di stabilire fondi adeguati per l'inclusione nel portafoglio da una prospettiva di investimento.

La due diligence esaminerà i fattori, tra cui, a titolo esemplificativo ma non esaustivo, la politica e gli obiettivi di investimento, i risultati ottenuti, la strategia e il processo di investimento, nonché la struttura del gruppo e i processi di gestione del rischio impiegati dai gestori degli investimenti.

Sia l'analisi quantitativa che quella qualitativa saranno prese in considerazione nella valutazione, selezione e monitoraggio continuo dei fondi sottostanti e dei loro gestori di investimenti.

Nell'ambito di questa analisi, il team di gestione degli investimenti verificherà, tra le altre cose, eventuali problemi di liquidità, problemi di rischio di investimento e l'impatto degli investimenti proposti sul portafoglio nel suo complesso.

Il team valuterà sempre il rapporto rischio / rendimento associato a qualsiasi investimento/ investimento proposto e tenterà di raggiungere un soddisfacente equilibrio tra rischio e rendimento, in linea con l'obiettivo di investimento.

Il team può cercare di confrontare qualsiasi potenziale investimento in analisi con altre opportunità nel mercato, al fine di accertare i meriti relativi delle opportunità di investimento.

# Processo di Investimento Comuni

## Fondi a Profilo, Portafogli Azionari e Portafoglio Alternative

2/2

### GESTIONE DEL PORTAFOGLIO

**Il team di investimento gestirà attivamente i portafogli, utilizzando metodi di analisi fondamentali e tecnici. Ciò comporta un monitoraggio costante dell'economia globale e dei mercati dei capitali, mentre si ricerca e analizza continuamente le opportunità di investimento e le prestazioni dei portafogli.**

Il team degli investimenti monitorerà il NAV di ciascun portafoglio sulla base di segnalazioni giornaliere ricevute dall'amministratore.

Per la gestione della liquidità dei portafogli, il team degli investimenti monitorerà i saldi di cassa previsti, comprese le posizioni correnti di liquidità, investimenti previsti e disinvestimenti, sottoscrizioni e rimborsi per ciascun portafoglio e spese previste sulla base delle informazioni ricevute dall'amministratore.

Il team d'investimento monitorerà l'esposizione a valute estere e stabilirà se è necessario un aggiustamento di una copertura FX, se rilevante per il portafoglio. La gestione della liquidità si adopererà per garantire che il portafoglio sia posizionato correttamente per soddisfare qualsiasi potenziale attività degli investitori.

I portafogli verranno periodicamente adeguati dal team di investimento in quanto le esigenze di riequilibrio derivano da sottoscrizioni e rimborsi e / o da qualsiasi impatto sul mercato che fa sì che i pesi degli investimenti scendano dai pesi del modello pertinente.



[www.finecoassetmanagement.com](http://www.finecoassetmanagement.com)  
[info@finecoassetmanagement.com](mailto:info@finecoassetmanagement.com)

Fineco Asset Management D.A.C.  
6<sup>th</sup> Floor, Block A, Georges Quay Plaza,  
Dublin 2, Ireland